

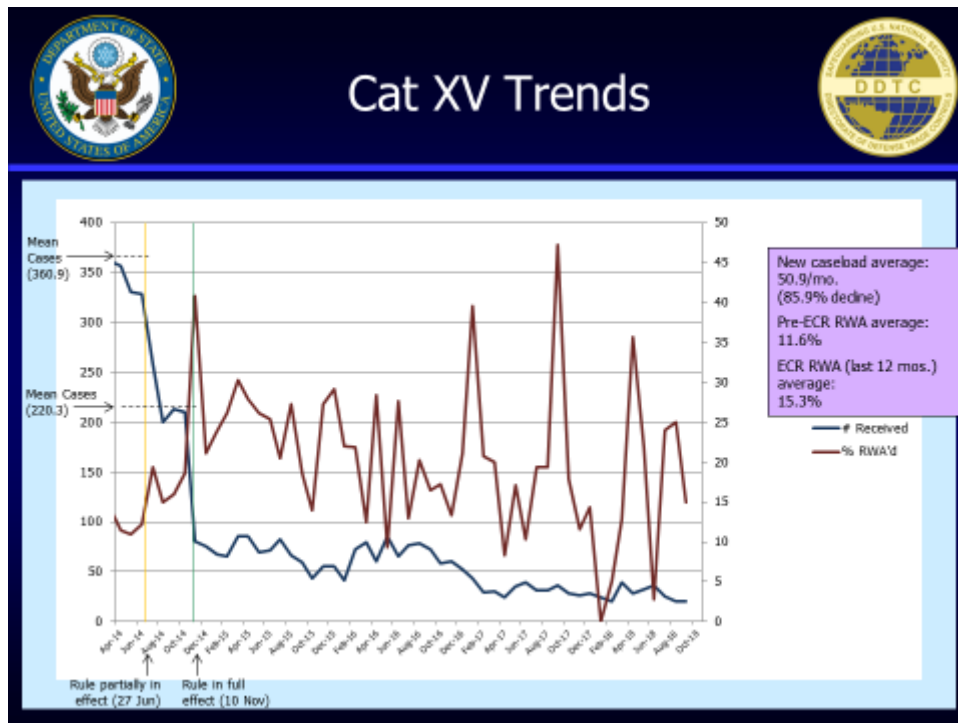
## License Applications and U.S. Exports

### The Third USML to CCL Regulatory Change

#### Spacecraft and Satellites

June 27, 2014 to September 30, 2018

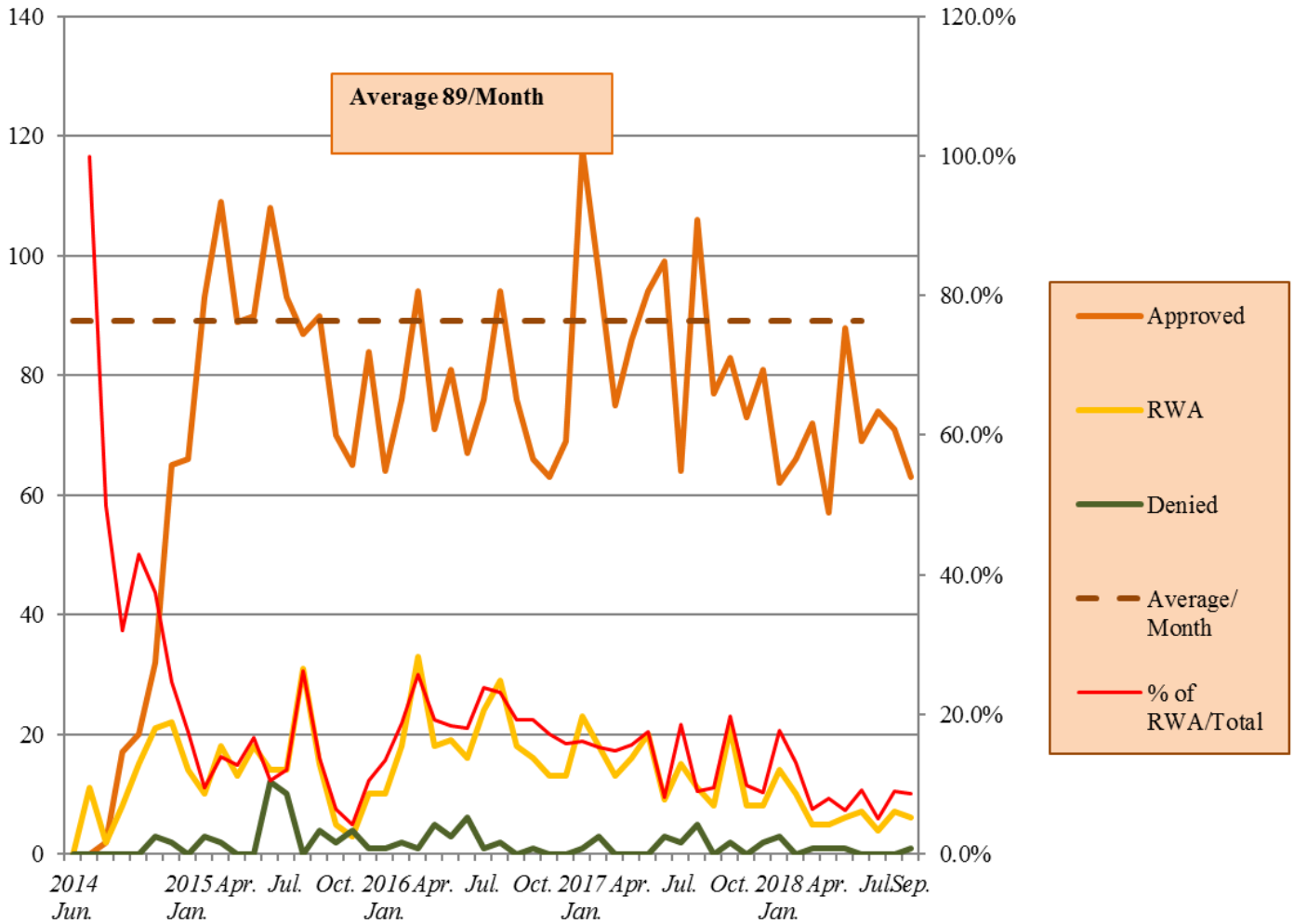
The license applications for items in category XV- Satellites of the United States Munitions List (USML) have declined 85.9% from an average of 361 to 51 per month through September 31, 2018. The average monthly drop of 310 in license applications is the result of certain items transitioning to the Commerce Control List (CCL).



Source: The Directorate of Defense Trade Controls of the U.S. Department of State, October 26, 2018

Since the fourth USML to CCL regulatory change became effective on June 27, 2014, the average number of BIS license applications for the four 9x515 items created by this rule is 89 per month through September 30, 2018. The approval rate is 81.2%.

**BIS License Applications for the Fourth ECR Transition Rule  
 June 27, 2014 to September 30, 2018**

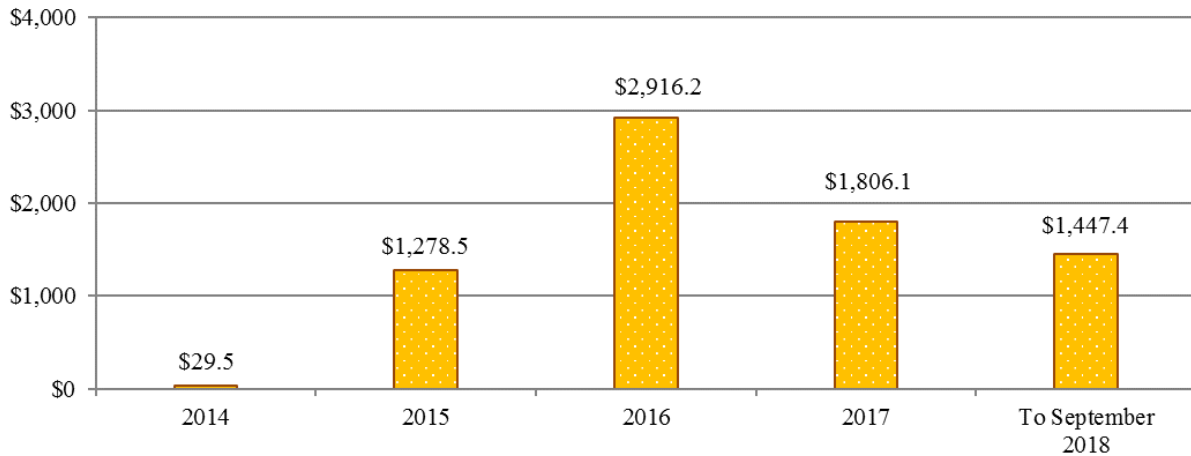


Source: Commerce U.S. Exports Exporter Support System, October 3, 2018

From June 27, 2014 to September 30, 2018, U.S. exports of items under the fourth USML to CCL regulatory change – Satellites items (9x515) under BIS jurisdiction totaled 13,631 shipments for \$7.5 billion.

**U.S. Exports under the Fourth USML to CCL Regulatory Change  
 under BIS Jurisdiction**

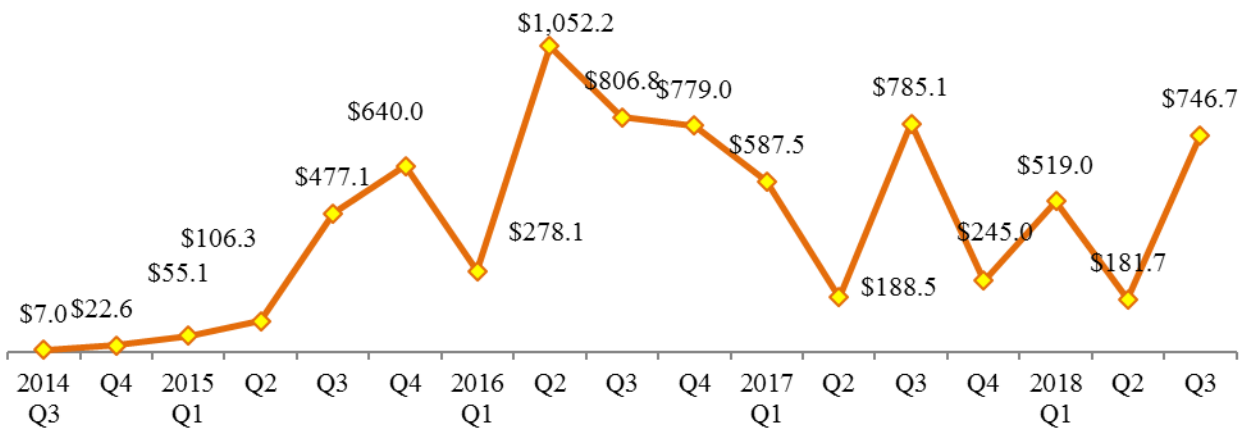
June 27, 2014 to September 30, 2018  
 \$million



Source: Automated Export System, November 7, 2018

**U.S. Quarterly Exports under the Fourth USML to CCL Regulatory Change  
 under BIS Jurisdiction**

June 27, 2014 to September 30, 2018  
 \$million



Source: Automated Export System, November 7, 2018

<b>The Fourth USML to CCL Regulatory Change-Satellite</b> <b>Top 15 Destinations of U.S. Exports under BIS Jurisdiction by Value</b> June 27, 2014 to September 30, 2018				
Country	Shipment Count	% of Total Shipment Count	Value \$million	% of Total Value
France	1,730	12.7%	\$1,643.9	22.0%
French Guiana	57	0.4%	\$1,627.9	21.8%
Japan	1,784	13.1%	\$717.8	9.6%
Kazakhstan	5	0.0%	\$442.2	5.9%
Brazil	14	0.1%	\$332.0	4.4%
The United Kingdom	1,300	9.5%	\$301.8	4.0%
Mexico	63	0.5%	\$293.4	3.9%
Australia	134	1.0%	\$245.8	3.3%
Spain	1,136	8.3%	\$202.4	2.7%
Hong Kong	35	0.3%	\$166.0	2.2%
Italy	772	5.7%	\$155.1	2.1%
Germany	2,384	17.5%	\$140.0	1.9%
Panama	1	0.0%	\$131.6	1.8%
Bermuda	22	0.2%	\$128.7	1.7%
Luxembourg	16	0.1%	\$115.5	1.5%
<b>Top 15 Total</b>	<b>9,453</b>		\$6,644.0	
<b>Top 15 Total/ Grand Total</b>		<b>69.3%</b>		<b>88.9%</b>
<b>Grand Total</b>	<b>13,631</b>		<b>\$7,477.7</b>	
Note: The Guiana Space Center, run by France and European Union, is located in French Guiana.				
Source: Automated Export System, November 7, 2018				

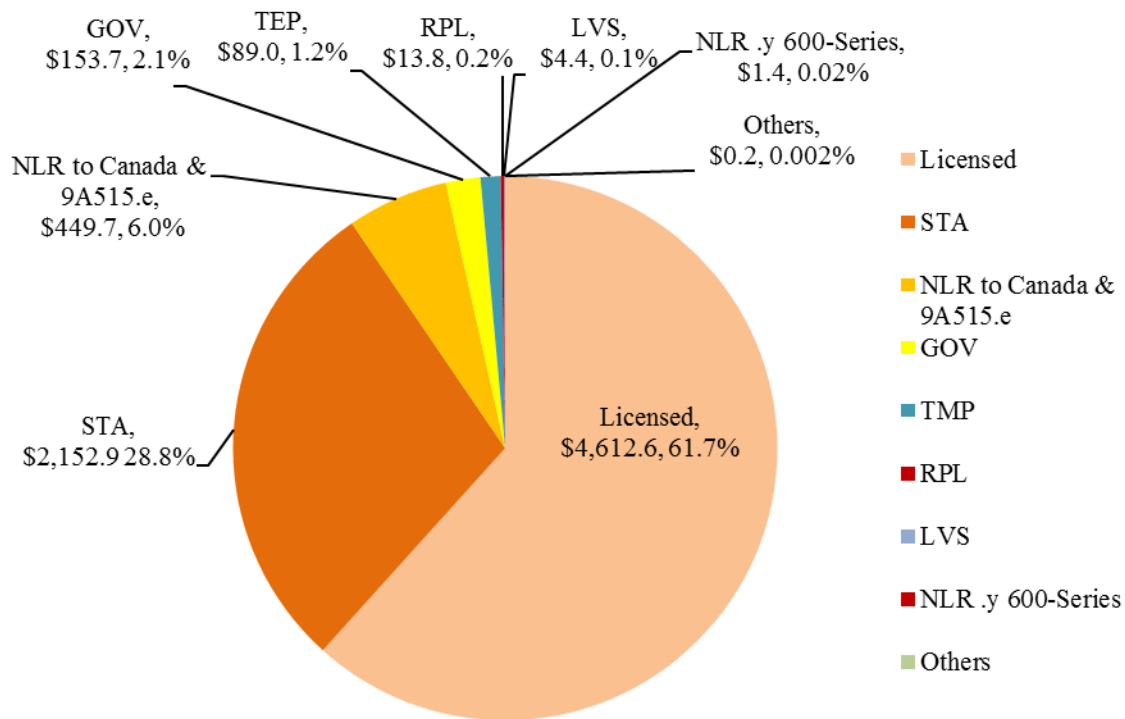
Of the \$7.5 billion in U.S. exports of 9x515 items in the fourth USML to CCL regulatory change under BIS jurisdiction from June 27, 2014 to September 30, 2018, licensed exports totaled \$4.6 billion (61.7% of the total); Strategic Trade Authorization (STA) totaled \$2.2 billion (28.8%); and No License Required (NLR) to Canada and 9A515.e items to all other destinations totaled \$449.7 million (6.0%).

**U.S. Exports under the Fourth USML to CCL Regulatory Change  
 Satellites**

**by BIS License Type**

June 27, 2014 to September 30, 2018

\$million



Source: Automated Export System, November 7, 2018

BIS License Exceptions:

STA: Strategic Trade Authorization

NLR: No License Required

TMP: Temporary imports, exports, reexports, and transfers (in-country)

GOV: Governments, international organizations, international inspections under the Chemical Weapons Convention and the International Space Station

RPL: Servicing and replacement of parts and equipment

LVS: Shipments of limited value