

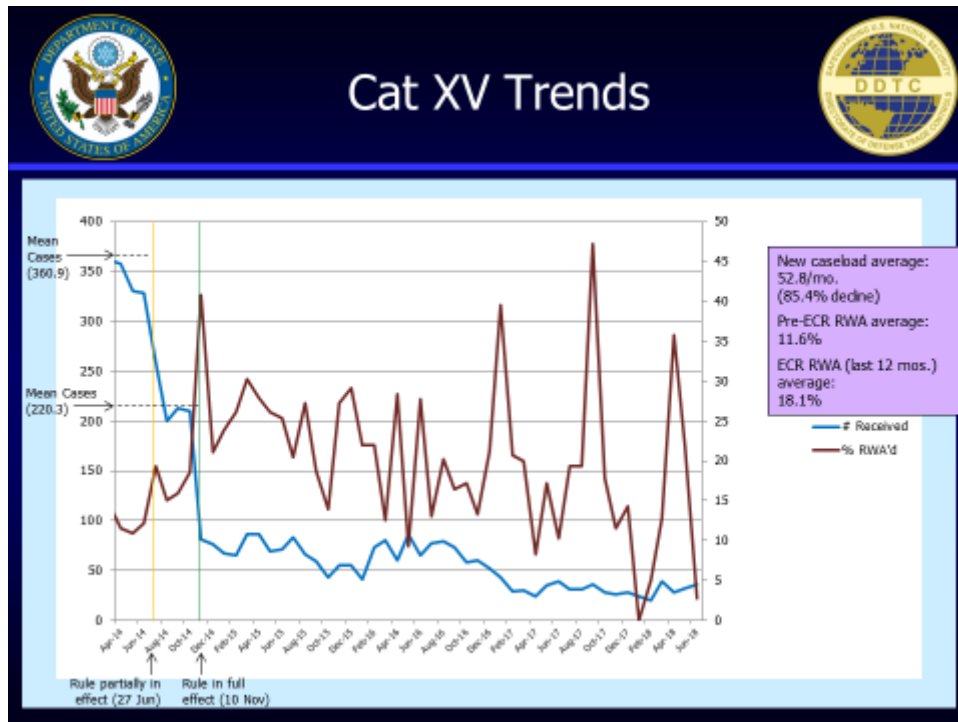
License Applications and Exports

The Fourth USML to CCL Regulatory Change

Spacecraft and Satellites

June 27, 2014 to June 30, 2018

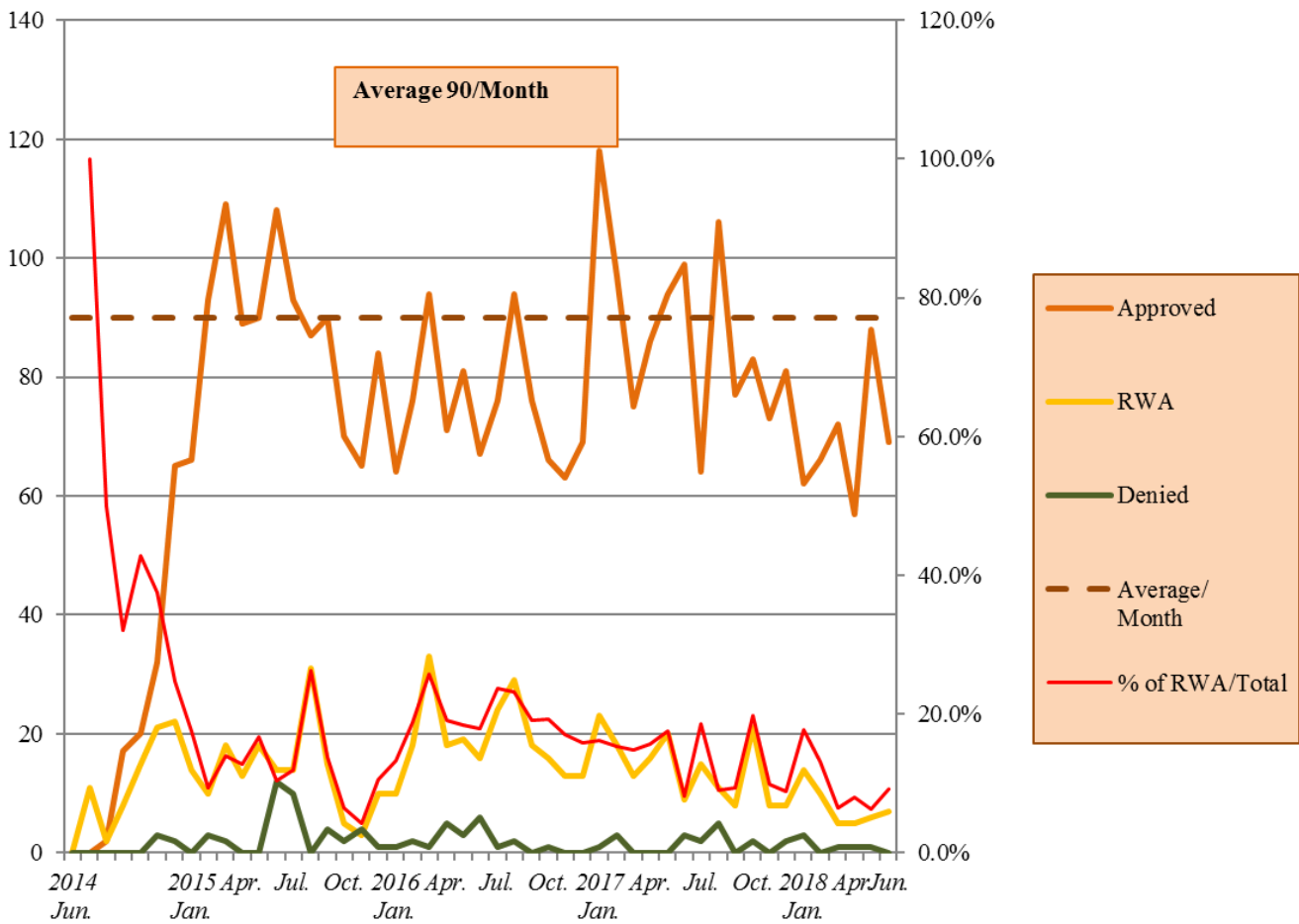
The license applications for items in category XV- Spacecraft and Satellites of the United States Munitions List (USML) have declined 85.4% from an average of 361 to 53 per month through June 30, 2018. The average monthly drop of 308 in license applications is the result of certain items transitioning to the Commerce Control List (CCL).



Source: The Directorate of Defense Trade Controls of the U.S. Department of State, July 25, 2018

Since the fourth USML to CCL regulatory change became effective on June 27, 2014, the average number of BIS license applications for the four 9x515 items created by this rule is 90 per month through June 30, 2018. The approval rate is 82.0%.

**BIS License Applications for the Fourth ECR Transition Rule
 June 27, 2014 to June 30, 2018**

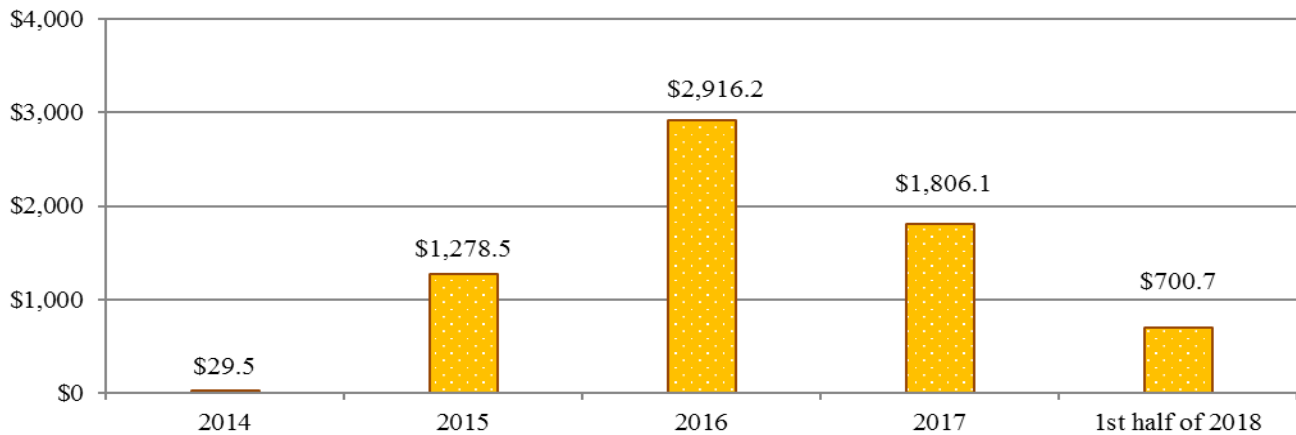


Source: Commerce U.S. Exports Exporter Support System, July 25, 2018

From June 27, 2014 to June 30, 2018, U.S. exports of items under the fourth USML to CCL regulatory change – Satellites items (9x515) under BIS jurisdiction totaled 12,622 shipments for \$6.7 billion.

**U.S. Exports under the Fourth USML to CCL Regulatory Change
 under BIS Jurisdiction**

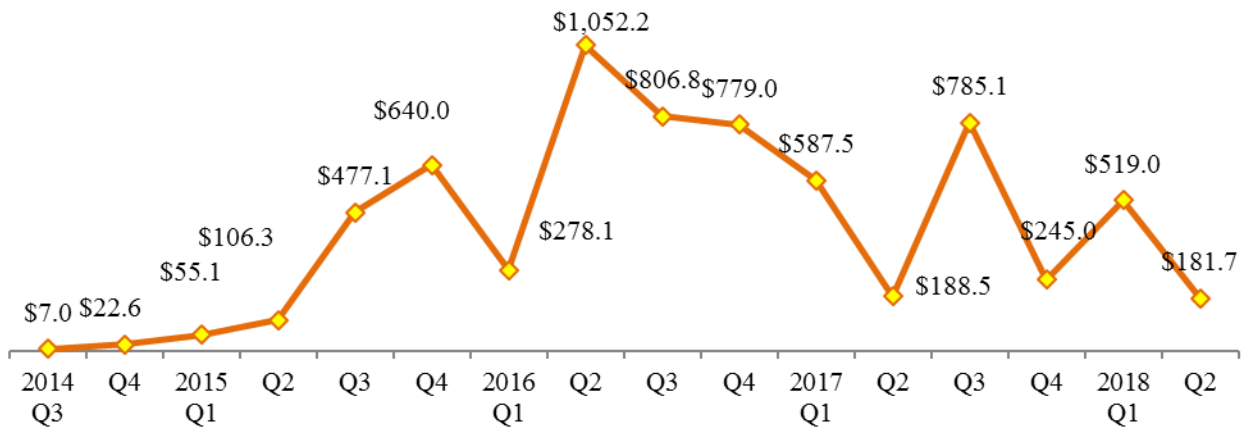
June 27, 2014 to June 30, 2018
 \$million



Source: Automated Export System, July 20, 2018

**U.S. Quarterly Exports under the Fourth USML to CCL Regulatory Change
 under BIS Jurisdiction**

June 27, 2014 to June 30, 2018
 \$million



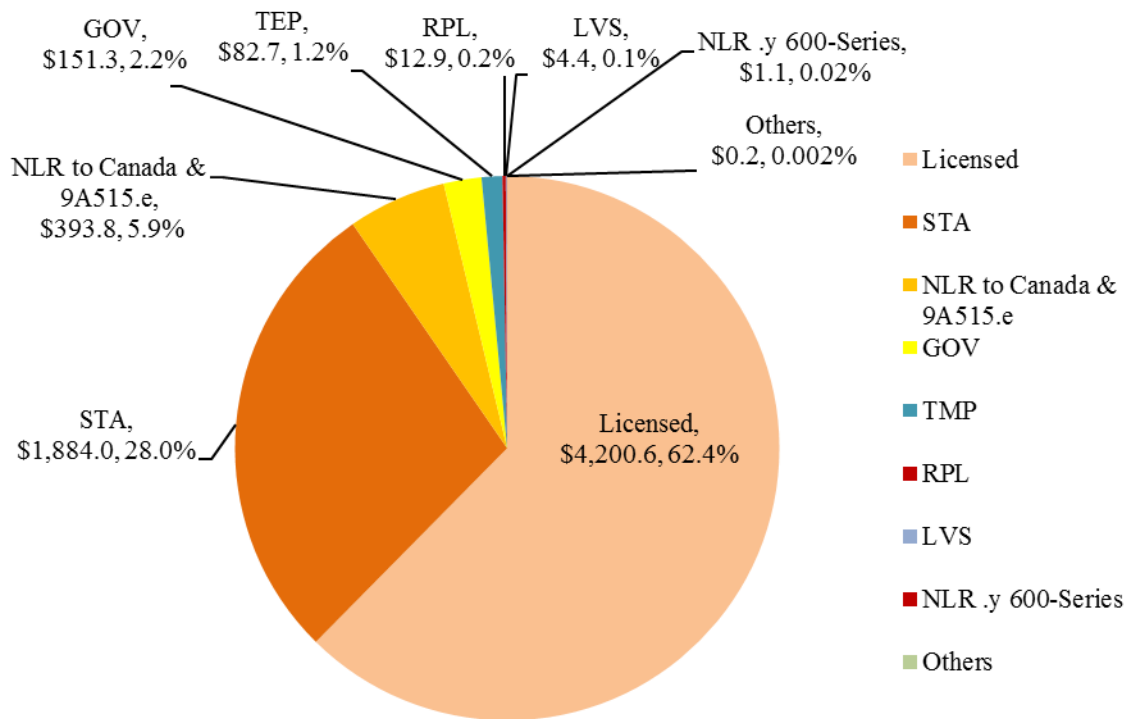
Source: Automated Export System, July 20, 2018

The Fourth USML to CCL Regulatory Change-Satellite
Top 15 Destinations of U.S. Exports under BIS Jurisdiction by Value
 June 27, 2014 to June 30, 2018

| Country | Shipment Count | % of Total Shipment Count | Value \$million | % of Total Value |
|---|----------------|---------------------------|------------------|------------------|
| French Guiana | 56 | 0.4% | \$1,627.9 | 24.2% |
| France | 1,593 | 12.6% | \$1,373.9 | 20.4% |
| Japan | 1,645 | 13.0% | \$693.0 | 10.3% |
| Kazakhstan | 4 | 0.0% | \$441.7 | 6.6% |
| Brazil | 12 | 0.1% | \$331.9 | 4.9% |
| Mexico | 52 | 0.4% | \$293.0 | 4.4% |
| Australia | 129 | 1.0% | \$245.7 | 3.7% |
| Spain | 1,058 | 8.4% | \$196.8 | 2.9% |
| Hong Kong | 35 | 0.3% | \$166.0 | 2.5% |
| Italy | 723 | 5.7% | \$146.8 | 2.2% |
| Germany | 2,243 | 17.8% | \$133.9 | 2.0% |
| Panama | 1 | 0.0% | \$131.6 | 2.0% |
| Bermuda | 22 | 0.2% | \$128.7 | 1.9% |
| United Kingdom | 1,228 | 9.7% | \$127.8 | 1.9% |
| Luxembourg | 15 | 0.1% | \$115.5 | 1.7% |
| Top 15 Total | 8,816 | | \$6,154.2 | |
| Top 15 Total/ Grand Total | | 69.8% | | 91.4% |
| Grand Total | 12,622 | | \$6,730.9 | |
| Note: The Guiana Space Center, run by France and European Union, is located in French Guiana. | | | | |
| Source: Automated Export System, July 20, 2018 | | | | |

Of the \$6.7 billion in U.S. exports of 9x515 items in the fourth USML to CCL regulatory change under BIS jurisdiction from June 27, 2014 to June 30, 2018, licensed exports totaled \$4.2 billion (62.4% of the total); Strategic Trade Authorization (STA) totaled \$1.9 billion (28.0%); and No License Required (NLR) to Canada and 9A515.e items to all other destinations totaled \$393.8 million (5.9%).

**U.S. Exports under the Fourth USML to CCL Regulatory Change
 Satellites
 by BIS License Type
 June 27, 2014 to June 30, 2018
 \$million**



Source: Automated Export System, July 20, 2018

BIS License Exceptions:

STA: Strategic Trade Authorization

NLR: No License Required

TMP: Temporary imports, exports, reexports, and transfers (in-country)

GOV: Governments, international organizations, international inspections under the Chemical Weapons Convention and the International Space Station

RPL: Servicing and replacement of parts and equipment

LVS: Shipments of limited value