

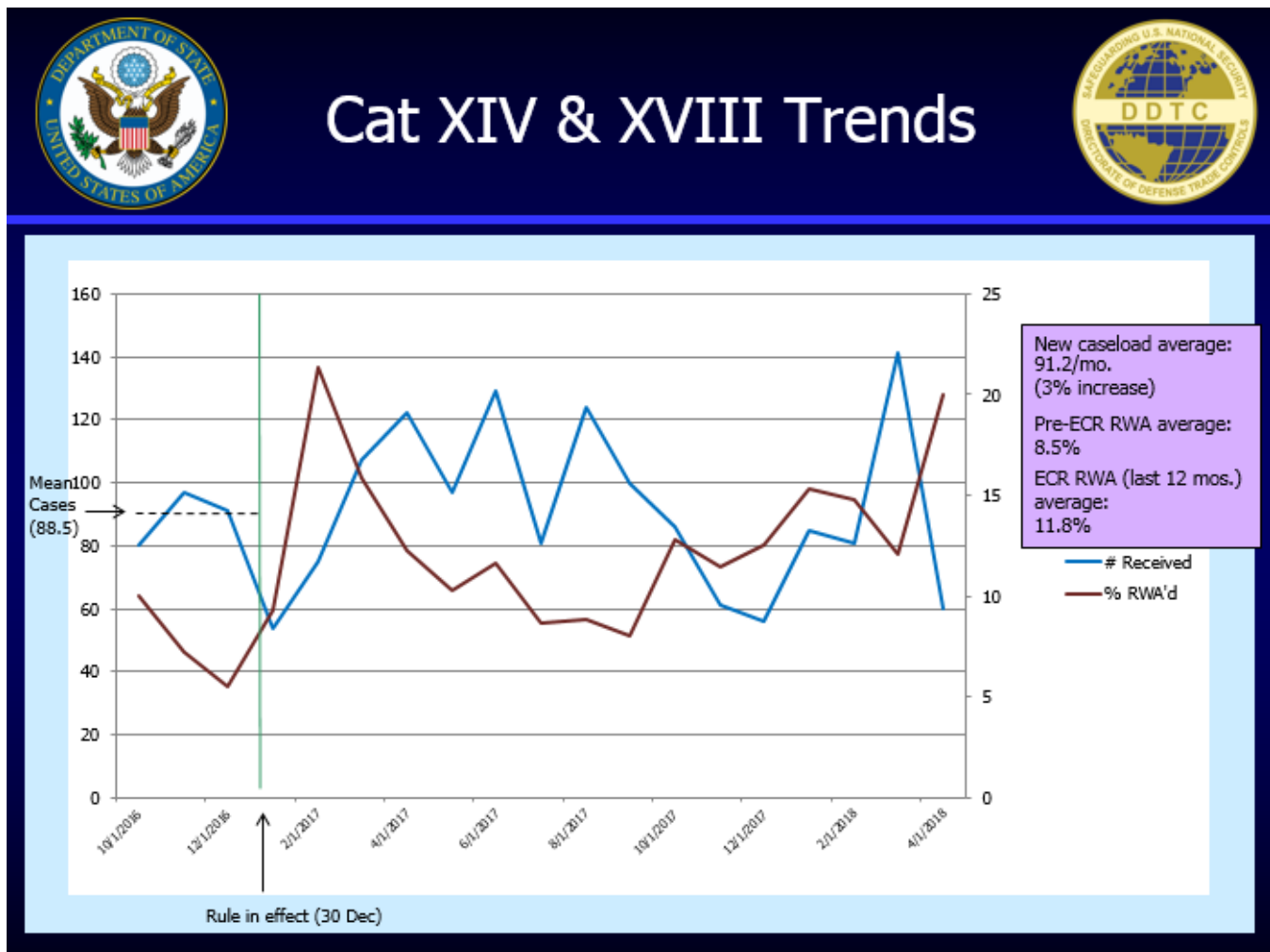
License Applications and Exports

The Sixth USML to CCL Regulatory Change

Toxicological Agents

December 31, 2016 to March 31, 2018

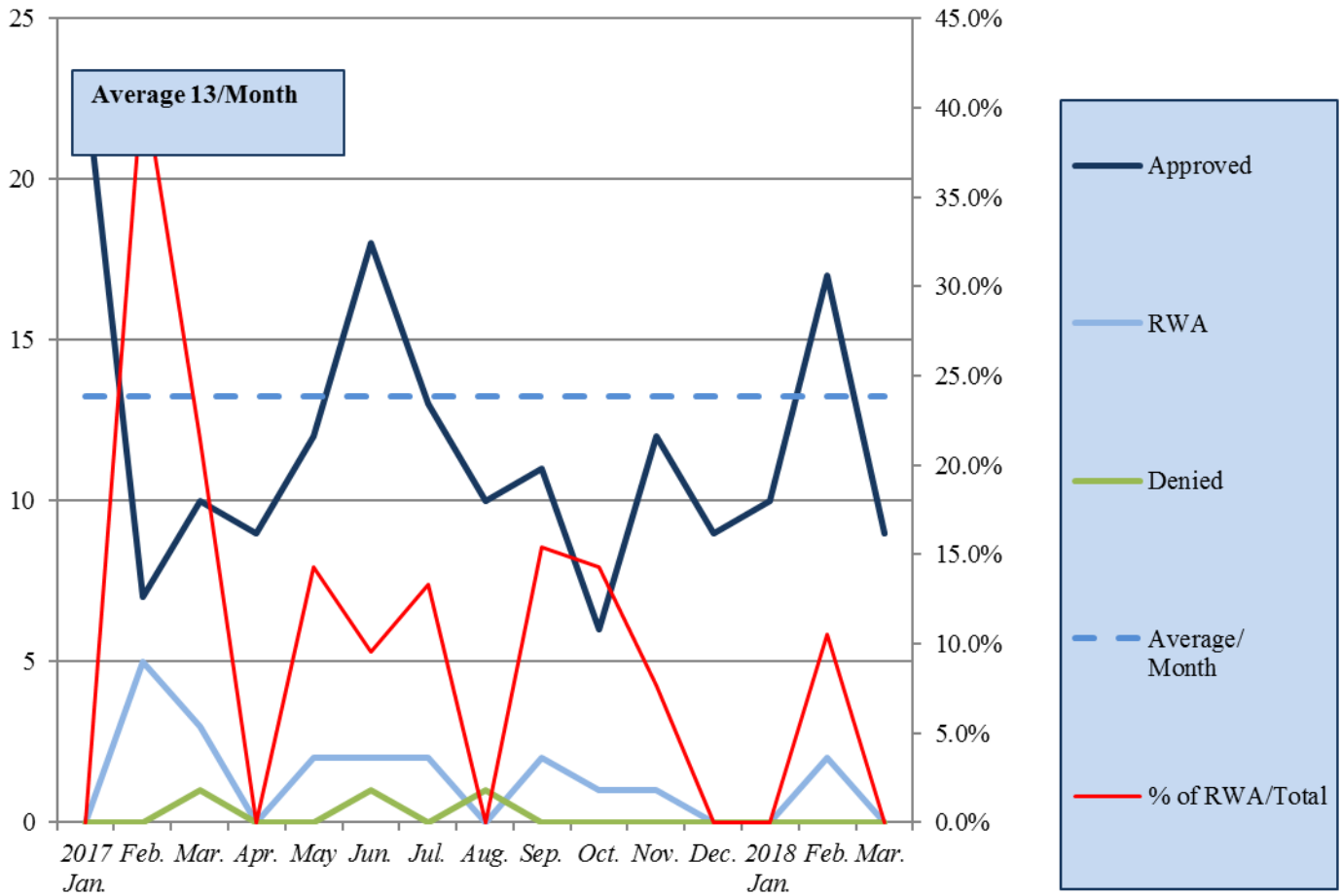
Contrary to the trend of decreasing license applications for all other USML to CCL regulatory changes, the license applications for items in category XIV – Toxicological Agents and Category XVIII – Directed Energy Weapons of the United States Munitions List (USML) have **increased** 3.0% from an average of 89 to 91 per month through March 31, 2018 since the Sixth USML to CCL Regulatory change became effective on December 30, 2016.



Source: The Directorate of Defense Trade Controls of the U.S. Department of State, June 5, 2018

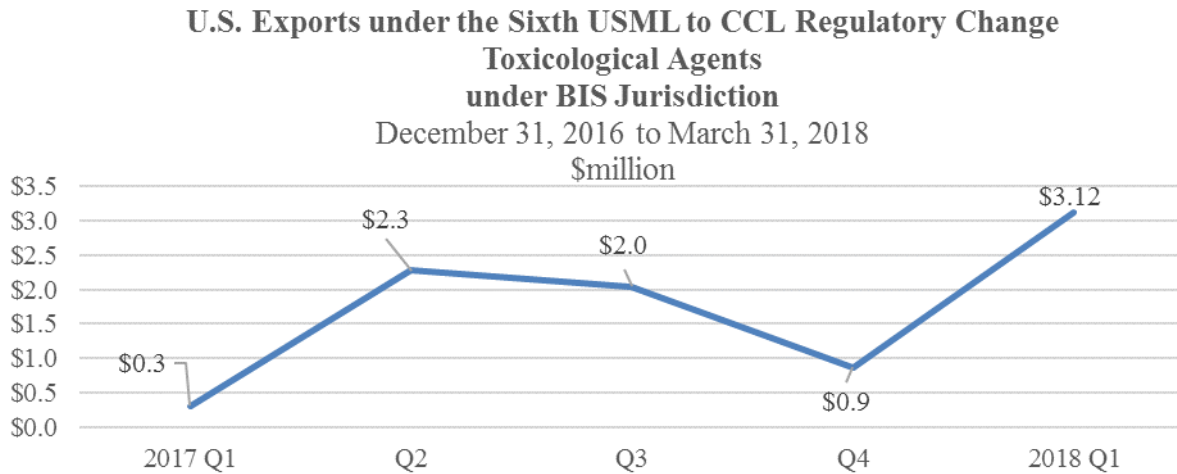
Since the sixth USML to CCL regulatory change became effective on December 31, 2016, the average number of BIS license applications for the eight 600-Series items created by this rule is 13 per month through March 31, 2018. The approval rate is 88.4%.

BIS License Applications for the Sixth USML to CCL Regulatory Change
 December 31, 2016 to March 31, 2018



Source: Commerce U.S. Exports Exporter Support System, June 5, 2018

From the effective date of December 31, 2016 to March 31, 2018, U.S. exports of items in the sixth USML to CCL regulatory change –Toxicological Agents items (1x607) under BIS jurisdiction totaled 269 shipments for \$8.6 million.



Source: Automated Export System, June 15, 2018

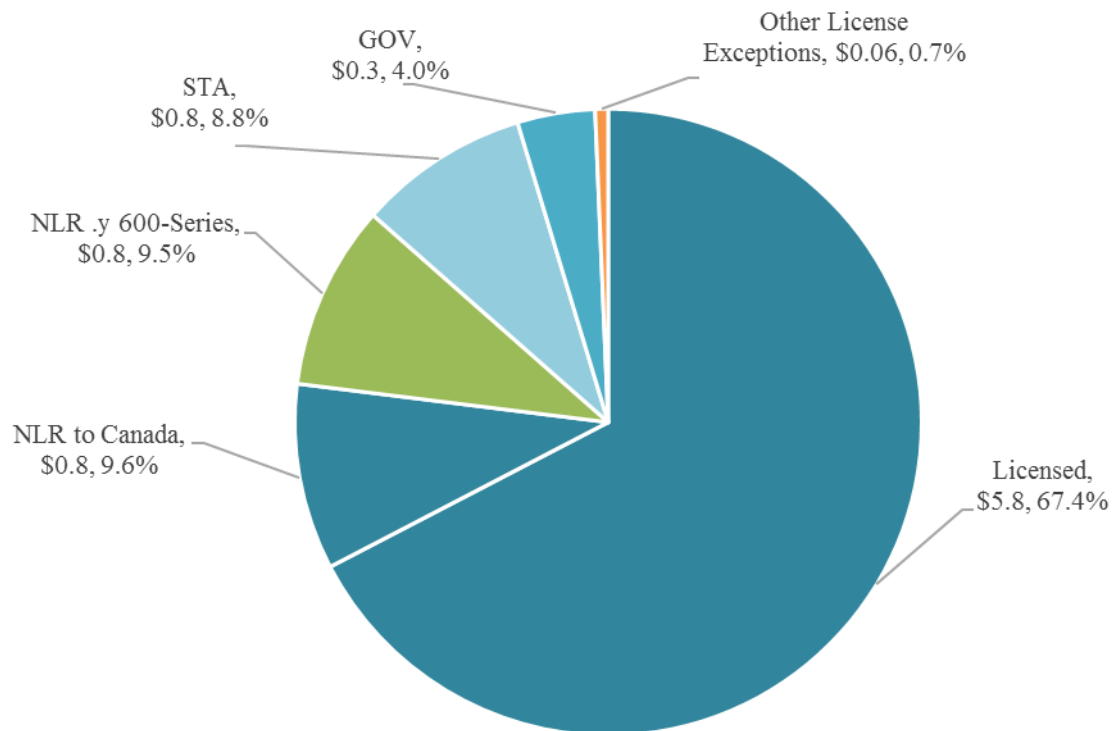
The Sixth USML to CCL Regulatory Change - Toxicological Agents				
Top 10 Destinations of U.S. Exports under BIS Jurisdiction by Value				
December 31, 2016 to March 31, 2018				
Country	Shipment Count	% of Total Shipment Count	Value \$million	% of Total Value
Japan	10	3.7%	\$1.3	15.6%
Turkey	8	3.0%	\$0.9	10.9%
Israel	3	1.1%	\$0.8	8.8%
Tunisia	2	0.7%	\$0.6	7.2%
Honduras	3	1.1%	\$0.5	6.3%
Australia	25	9.3%	\$0.5	5.5%
Mexico	8	3.0%	\$0.4	4.5%
Canada	55	20.4%	\$0.4	4.3%
Luxembourg	1	0.4%	\$0.4	4.2%
Taiwan	5	1.9%	\$0.3	3.8%
Top 10 Total	120		\$6.1	
Top 10 Total/ Grand Total		44.6%		71.1%
Grand Total	269		\$8.6	

Source: Automated Export System, June 15, 2018

Of the \$8.6 million in U.S. exports of 600-series items in the sixth USML to CCL regulatory change under BIS jurisdiction from December 30, 2014 to March 31, 2018, licensed exports totaled \$5.8 million (67.4% of the total); No License Required to Canada totaled \$0.8 million (9.6%); and No License Required for 600-series .y para items totaled \$0.8 million (9.5%).

**U.S. Exports under the Sixth USML to CCL Regulatory Change
Toxicological Agents
By BIS License Type**

December 31, 2016 to March 31, 2018
\$million



Source: Automated Export System, June 15, 2018

BIS License Exceptions:

NLR: No License Required

STA: Strategic Trade Authorization

GOV: Governments, international organizations, international inspections under the Chemical Weapons Convention, and the International Space Station