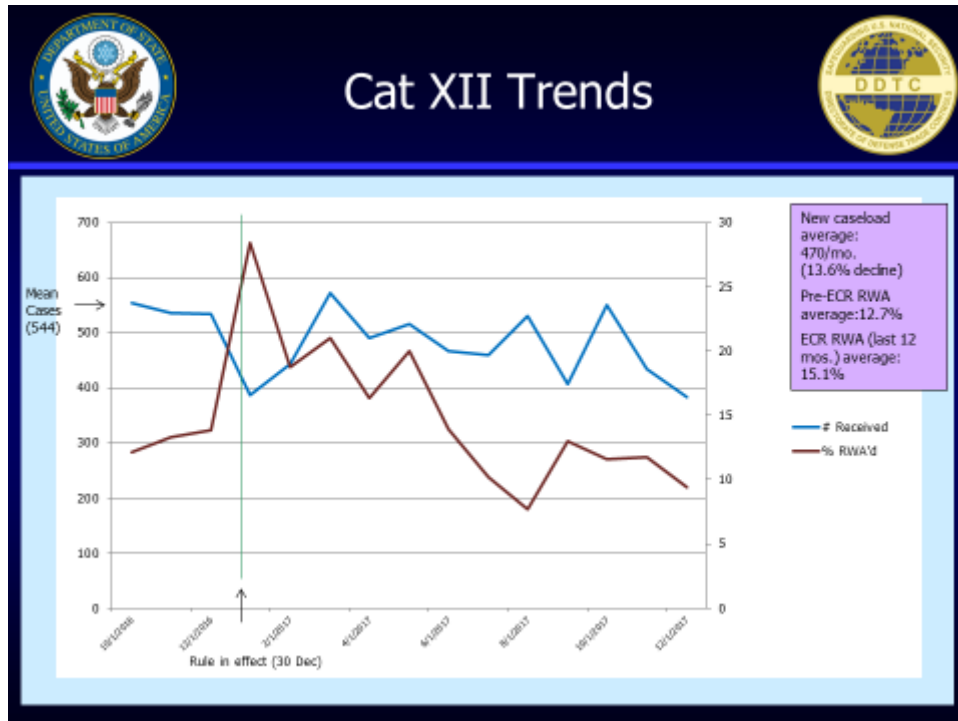


## License Applications and Exports

### The Seventh USML to CCL Regulatory Change Fire Control

December 31, 2016 to December 31, 2017

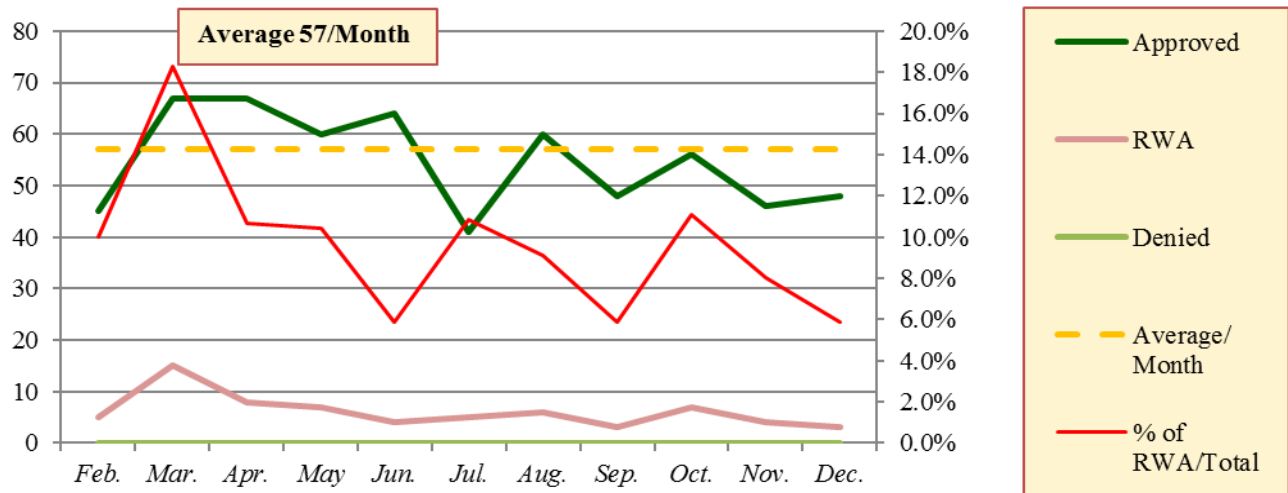
The license applications for items in category XII – Fire Control, Laser, Imaging, and Guidance Equipment of the United States Munitions List (USML) have decreased 13.6% from an average of 544 to 470 per month through December 31, 2017. The average monthly drop of 74 license applications is the result of certain items transitioning to the Commerce Control List (CCL).



Source: The Directorate of Defense Trade Controls of the U.S. Department of State, January 2018

Since the seventh USML to CCL regulatory change became effective on December 31, 2016, the average number of BIS license applications for the four 600-Series items created by this rule is 57 per month through December 31, 2017. The approval rate is 89.8%, and there have not been any denied applications.

**BIS License Applications for the Seventh USML to CCL Regulatory Change**  
 December 31, 2016 to December 31, 2017

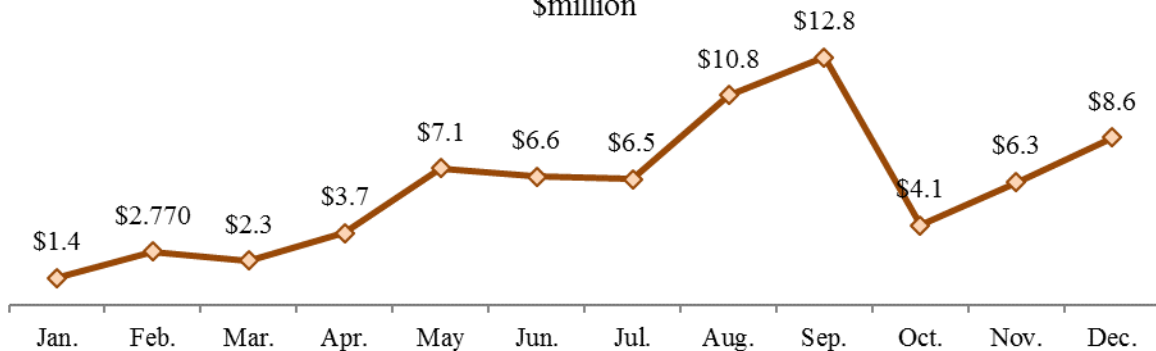


Source: Commerce U.S. Exports Exporter Support System, January 8, 2017

From the effective date of December 31, 2016 to December 31, 2017, U.S. exports of items in the Seventh USML to CCL regulatory change – Fire Control/sensors and night vision items (7x611) under BIS jurisdiction totaled 1,639 shipments for \$73.1 million.

**U.S. Exports under the Seventh USML to CCL Regulatory Change**  
**under BIS Jurisdiction**

December 31, 2016 to December 31, 2017  
 \$million



Source: Automated Export System, January 2018

**The Seventh USML to CCL Regulatory Change - Fire Control  
 Top 10 Destinations of U.S. Exports under BIS Jurisdiction by Value**

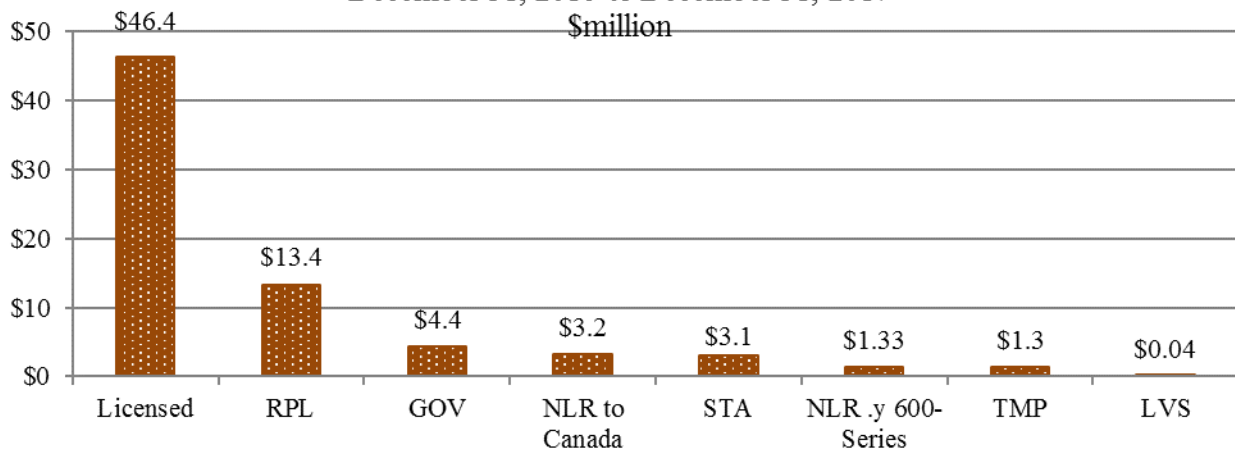
December 31, 2016 to December 31, 2017

Country	Shipment Count	% of Total Shipment Count	Value	% of Total Value
Japan	115	7.0%	\$18.7	25.6%
United Kingdom	355	21.7%	\$11.4	15.6%
South Korea	126	7.7%	\$5.2	7.2%
France	58	3.5%	\$3.8	5.1%
Saudi Arabia	44	2.7%	\$3.6	4.9%
Canada	146	8.9%	\$3.0	4.2%
United Arab Emirates	63	3.8%	\$2.7	3.7%
Denmark	20	1.2%	\$2.5	3.4%
Israel	58	3.5%	\$2.3	3.2%
Germany	68	4.1%	\$1.8	2.4%
<b>Top 10 Total/ Grand Total</b>	<b>1,053</b>	<b>64.2%</b>	<b>\$55.1</b>	<b>75.3%</b>
<b>Grand Total</b>	<b>1,639</b>		<b>\$73.1</b>	

Source: Automated Export System, January 2018

**U.S. Exports under the Seventh USML to CCL Regulatory Change  
 Fire Control/Sensors/Night Vision  
 by BIS License Type**

December 31, 2016 to December 31, 2017



Source: Automated Export System, January 2018