

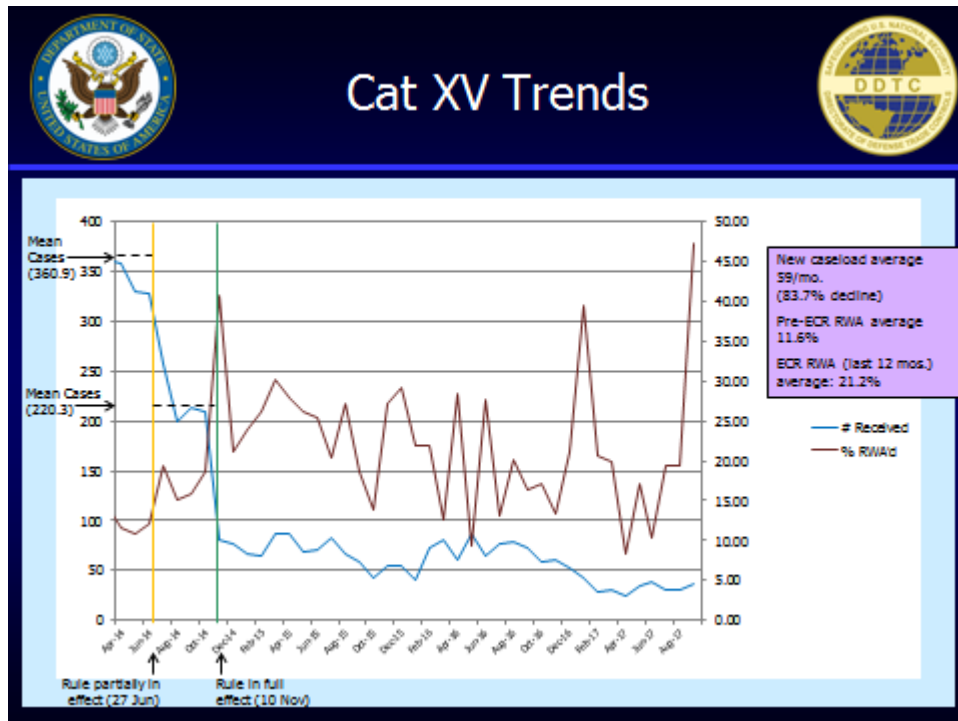
## License Applications and U.S. Exports

### The Fourth USML to CCL Regulatory Change

#### Satellites

October 15, 2013 to September 30, 2017

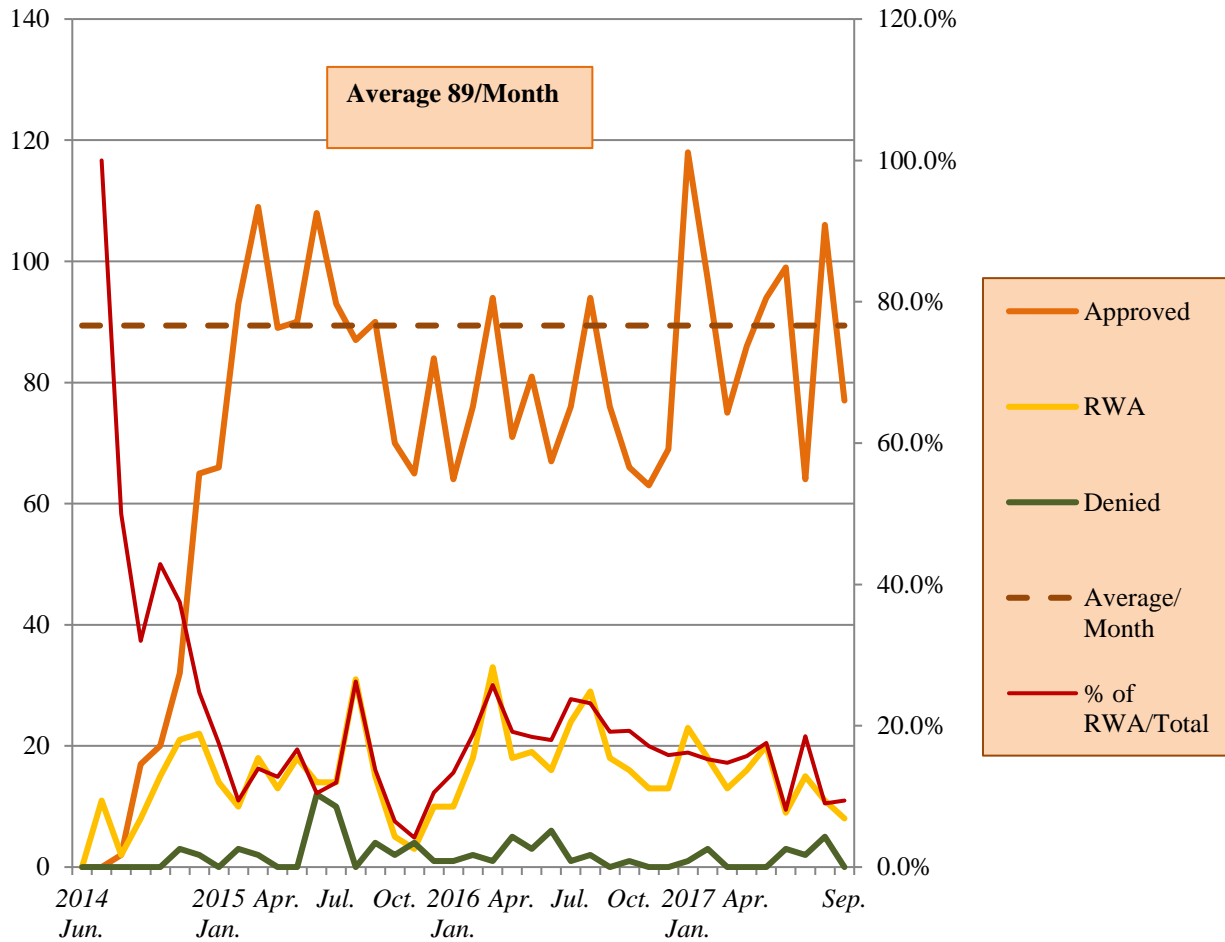
The license applications for items in category XV- Satellites of the United States Munitions List (USML) have declined 83.7% from an average of 361 to 59 per month through September 30, 2017. The average monthly drop of 302 in license applications is the result of certain items transitioning to the Commerce Control List (CCL).



Source: The Directorate of Defense Trade Controls of the U.S. Department of State, October 2017

Since the fourth USML to CCL regulatory change became effective on June 27, 2014, the average number of BIS license applications for the four 9x515 items created by this rule is 89 per month through September 30, 2017. The approval rate is 80.9%.

**BIS License Applications for the Fourth ECR Transition Rule  
 June 27, 2014 to September 30, 2017**

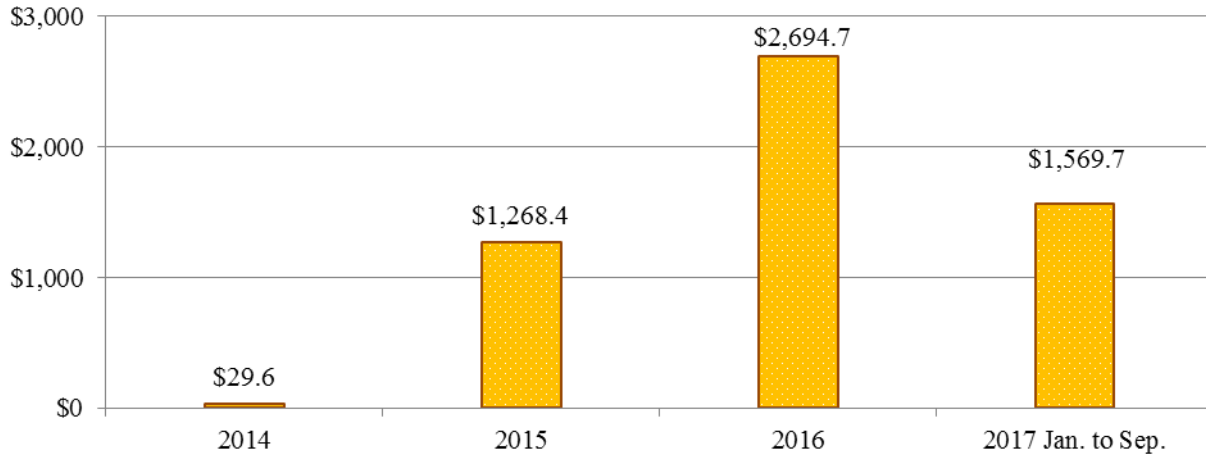


Source: Commerce U.S. Exports Exporter Support System, October 2017

From June 27, 2014 to September 30, 2017, U.S. exports of items under the fourth USML to CCL regulatory change – Satellites items (9x515) under BIS jurisdiction totaled 9,428 shipments for \$5.6 billion.

**U.S. Exports under the Fourth USML to CCL Regulatory Change under BIS Jurisdiction**

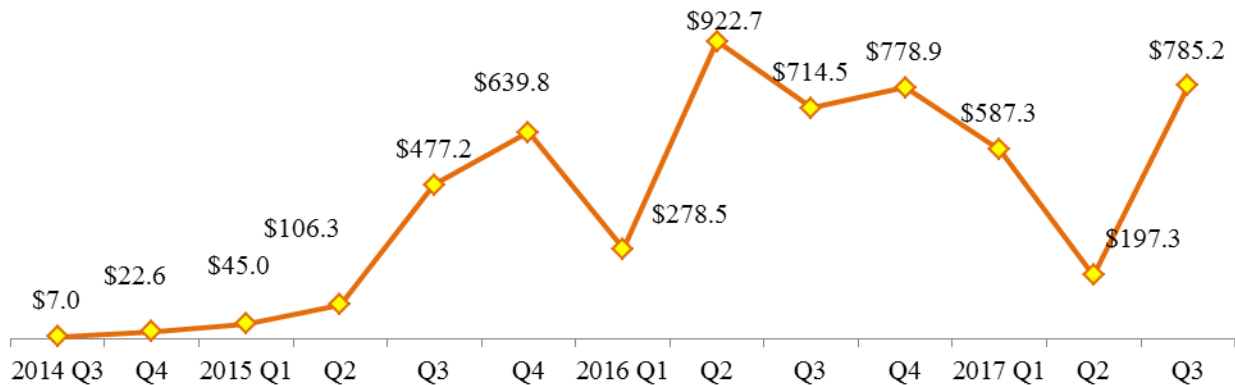
June 27, 2014 to September 30, 2017  
 \$million



Source: Automated Export System, October 2017

**U.S. Quarterly Exports under the Fourth USML to CCL Regulatory Change under BIS Jurisdiction**

June 27, 2014 to September 30, 2017  
 \$million

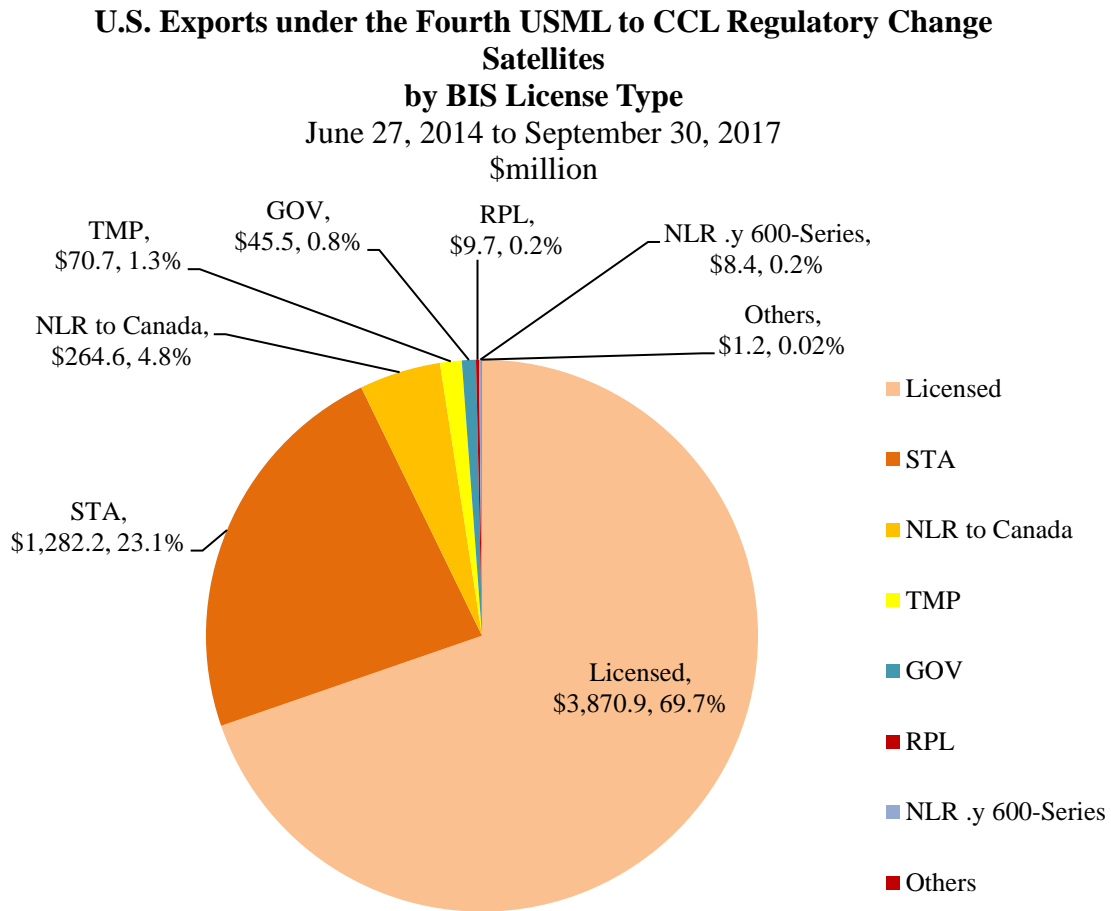


Source: Automated Export System, October 2017

**The Fourth USML to CCL Regulatory Change**  
**Top 15 Destinations of U.S. Exports under BIS Jurisdiction by Value**  
 June 27, 2014 to September 30, 2017

Country	Shipment Count	% of Total Shipment Count	Value \$million	% of Total Value
French Guiana	49	0.5%	\$1,304.7	23.5%
France	1,194	12.7%	\$1,231.5	22.2%
Kazakhstan	5	0.1%	\$441.7	8.0%
Japan	1,242	13.2%	\$423.0	7.6%
Brazil	11	0.1%	\$331.9	6.0%
Mexico	43	0.5%	\$292.6	5.3%
Australia	116	1.2%	\$243.5	4.4%
Spain	864	9.2%	\$189.4	3.4%
Hong Kong	23	0.2%	\$166.4	3.0%
Panama	1	0.0%	\$131.6	2.4%
Bermuda	22	0.2%	\$128.7	2.3%
Germany	1,715	18.2%	\$104.9	1.9%
United Kingdom	893	9.5%	\$99.8	1.8%
Thailand	13	0.1%	\$80.9	1.5%
Bulgaria	10	0.1%	\$77.9	1.4%
<b>Top 15 Total</b>	<b>6,201</b>		\$5,248.6	
<b>Top 15 Total/ Grand Total</b>		<b>65.8%</b>		<b>94.5%</b>
<b>Grand Total</b>	<b>9,428</b>		<b>\$5,553.3</b>	
Note: The Guiana Space Center, run by France and European Union, is located in French Guiana.				
Source: Automated Export System, October 2017				

Of the \$5.6 billion in U.S. exports of 9x515 items in the fourth USML to CCL regulatory change under BIS jurisdiction from June 27, 2014 to September 30, 2017, licensed exports totaled \$3.9 billion (69.7% of the total); Strategic Trade Authorization (STA) totaled \$1,282.2 million (23.1%); and No License Required (NLR) to Canada and 9A515.e items to all other destinations totaled \$264.6 million (4.8%).



Source: Automated Export System, October 2017

**BIS License Exceptions:**

STA: Strategic Trade Authorization

NLR: No License Required

TMP: Temporary imports, exports, reexports, and transfers (in-country)

GOV: Governments, international organizations, international inspections under the Chemical Weapons Convention and the International Space Station

RPL: Servicing and replacement of parts and equipment