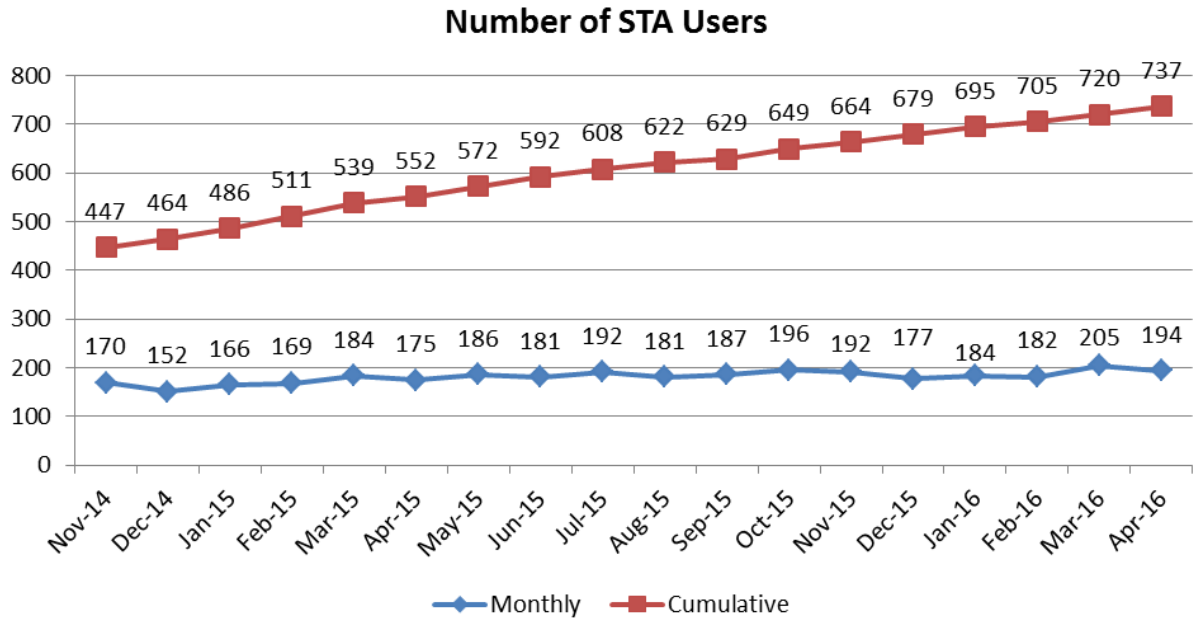


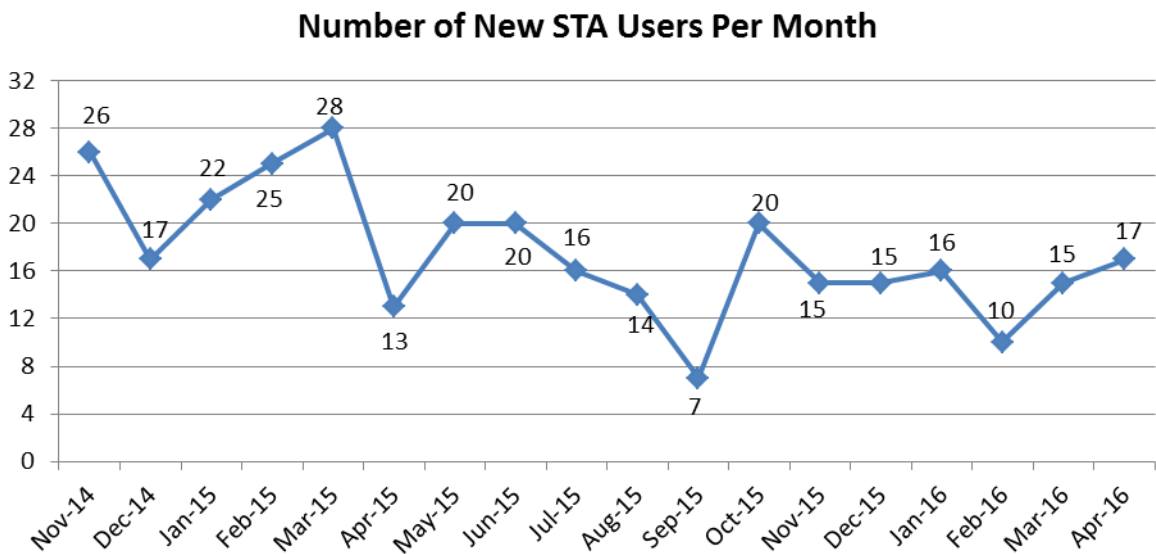
BIS License Exception Statistics Strategic Trade Authorization (STA) Exports July 2011 – April 2016

I. Companies Using Strategic Trade Authorization (STA)

From July 2011 - April 2016, 737 companies used the STA license exception.



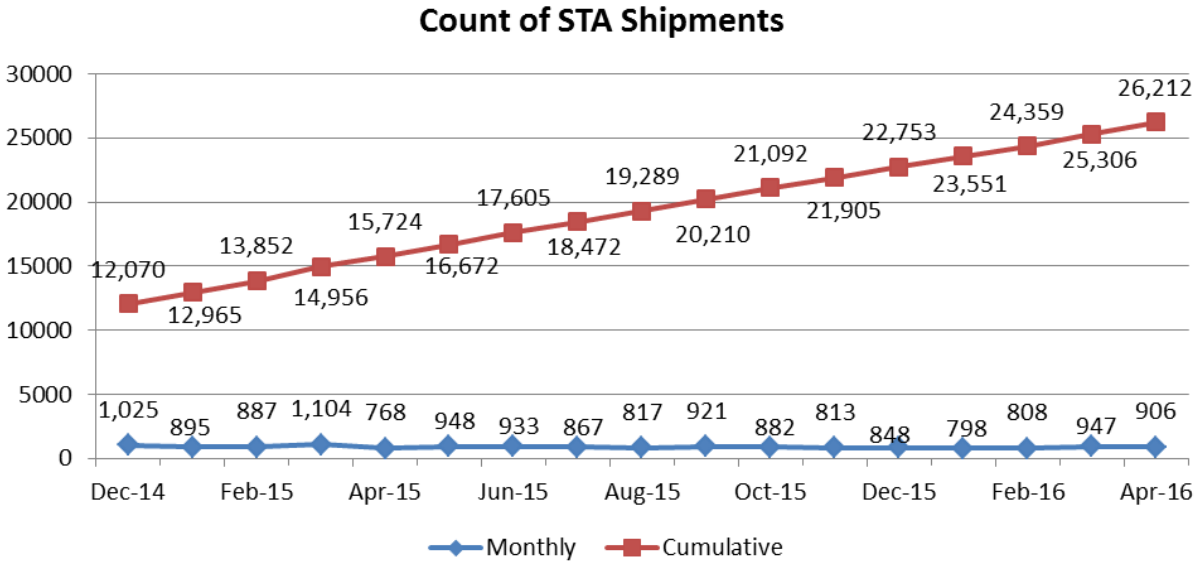
Source: Automated Export System, April 2016



Source: Automated Export System, April 2016

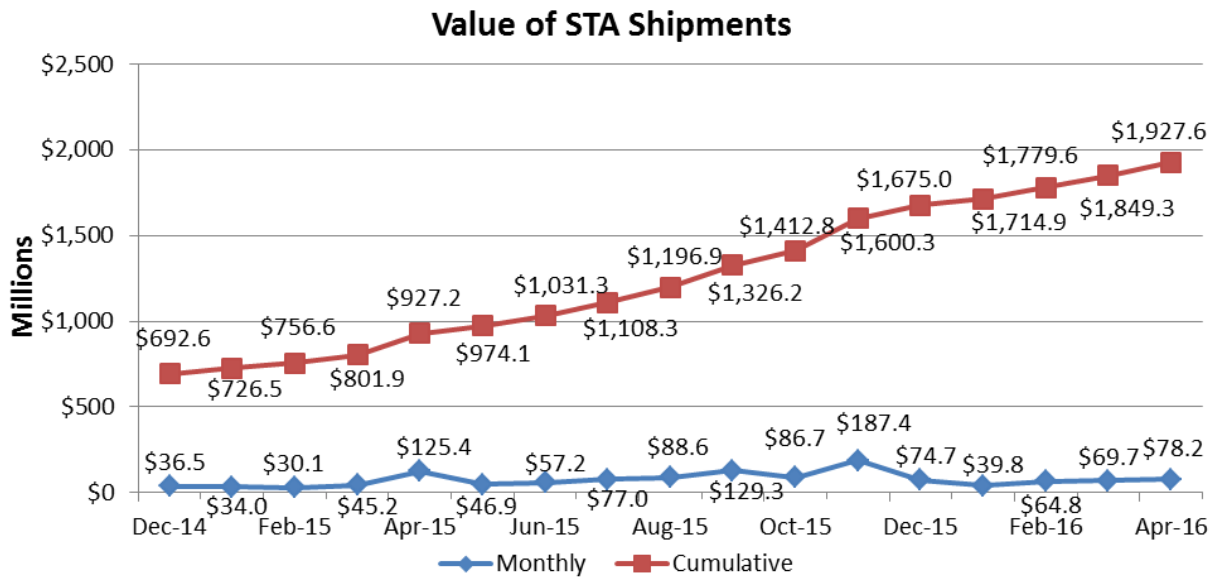
II. STA Shipments¹

From July 2011 - April 2016, there were 26,212 shipments exported under STA license exception. Of these shipments, 8,877 (33.9 percent) were less than \$2,500.



Source: Automated Export System, April 2016

From July 2011 - April 2016, the value of exports under STA license exception was \$1.9 billion.



Source: Automated Export System, April 2016

¹ Shipments are defined as exports being sent from one order party to one consignee located in a single country of destination on a single conveyance and on the same day.

Top ECCNs Exported Under STA License Exception, July 2011-April 2016

ECCN

9A610
9A619
6A003
9A012
0A987
3A611
9A004
9A515
0A606

Source: Automated Export System, April 2016

Top ECCNs Exported to 36 STA (c)(1) Countries², July 2011-April 2016

ECCN

9A610
9A619
6A003
9A012
0A987
3A611
9A004
9A515

Source: Automated Export System, April 2016

Top ECCNs Exported to Eight STA (c)(2) Countries³, July 2011-April 2016

ECCN

9A012
6A005
1C008
3A001
3C004
3A002
1C010
6A002

Source: Automated Export System, April 2016

² Authorized Destinations Country Group A:5, 15 CFR 740.20 (c) (See Attachment 1 for list of countries)

³ Authorized Destinations Country Group A:6, 15 CFR 740.20 (c) (See Attachment 1 for list of countries)

Top Destinations of Items Exported Under STA License Exception, July 2011-April 2016

Country	# of Shipments	Value (millions)
Japan	4,998	\$668.9
South Korea	2,924	\$195.7
United Kingdom	2,145	\$115.8
Sweden	1,509	\$14.9
Australia	1,471	\$73.5
Netherlands	1,452	\$34.5
Turkey	1,342	\$33.6

Source: Automated Export System, April 2016

Top Destinations of Items Exported to 36 STA (c)(1) Countries, July 2011-April 2016

Country	# of Shipments	Value (millions)
Japan	4,998	\$668.9
South Korea	2,924	\$195.7
United Kingdom	2,145	\$115.8
Sweden	1,509	\$14.9
Australia	1,471	\$73.5
Netherlands	1,452	\$34.5
Turkey	1,342	\$33.6

Source: Automated Export System, April 2016

Top Destinations of Items Exported to Eight STA (c)(2) Countries, July 2011-April 2016

Country	# of Shipments	Value (millions)
Taiwan	532	\$97.5
Singapore	332	\$62.5
Israel	327	\$47.0
India	198	\$7.3
South Africa	112	\$0.9
Hong Kong	64	\$0.4

Source: Automated Export System, April 2016

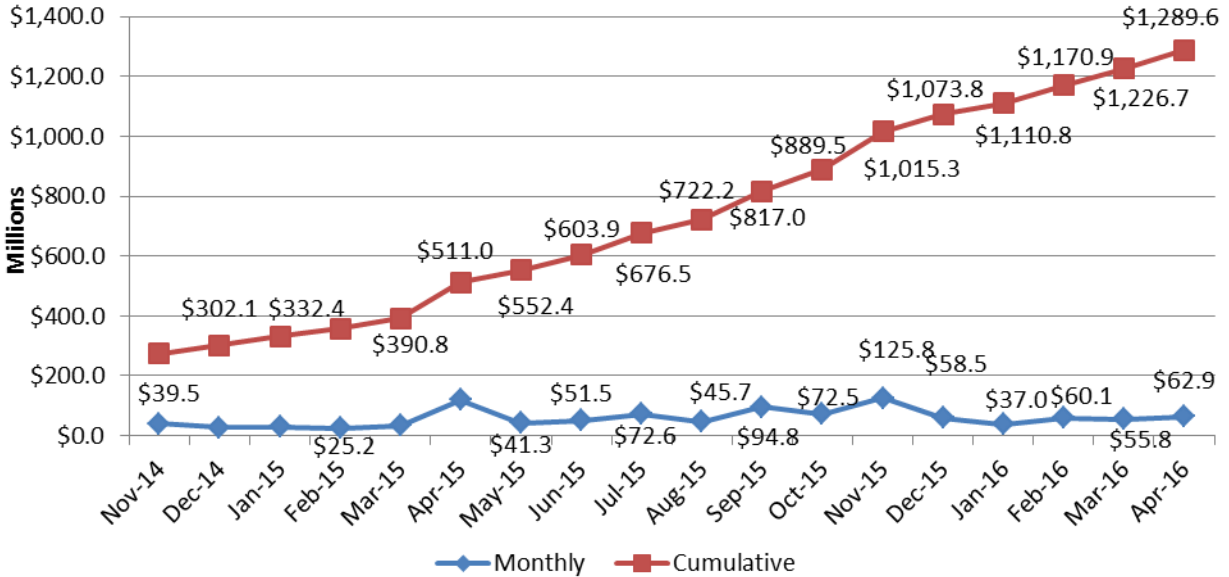
Of the 44 countries eligible for shipments under the STA license exception, two countries have not been recipients of STA shipments: Albania and Malta.

III. 600-Series and 9x515 STA Exports

From October 2013 – April 2016, there were 15,729 exports of 600-series and 9x515 items under the STA license exception worth \$1.3 billion by 516 exporters (70.0 percent of all STA users).

- 9 of the 17 new STA users for April 2016 only exported 600-series items.

Value of 600 & 515 Series STA Shipments



Source: Automated Export System, April 2016

Top 600-Series ECCNs Items Exported Under STA License Exception October 2013 – April 2016

ECCN	# of Shipments	Value (millions)
9A610	8,303	\$577.8
9A619	4,835	\$237.2
3A611	1,089	\$176.1
9A515	450	\$183.3
0A606	257	\$4.9
1A613	202	\$48.5
9B610	102	\$8.7

Source: Automated Export System, April 2016

*Top Destinations of 600-Series Items Exported Under STA License Exception,
October 2013 – April 2016*

Country	# of Shipments	Value (millions)
Japan	4,286	\$610.5
South Korea	2,558	\$190.4
United Kingdom	1,543	\$103.9
Turkey	1,294	\$30.5
Netherlands	983	\$19.9
Australia	675	\$67.6
Italy	652	\$26.4

Source: Automated Export System, April 2016

IV. STA Ultimate Consignees

From July 2011 - April 2016, there were 4,490 ultimate consignees that received items exported under the STA license exception.

- Of these ultimate consignees, 3,013 (67.1 percent) received one-time shipments.
- 317 ultimate consignees received ten or more shipments under the STA license exception.
- 828 ultimate consignees received 600-series and 9x515 items under the STA license exception.

*Countries with the Largest Number of Ultimate Consignees
Receiving STA Shipments, July 2011-April 2016*

Country	# of Consignees	# of Shipments
Sweden	534	1,509
Australia	503	1,471
United Kingdom	360	2,145
France	275	981
Japan	266	4,998
Germany	245	938
Switzerland	232	704
South Korea	201	2,924
Italy	152	940
Finland	141	528

Source: Automated Export System, April 2016

ATTACHMENT 1

Authorized Destinations pursuant to 15 CFR 740.20 (c)

Country Group A:5

36 STA (c)(1) Countries

Argentina	AR	Germany	DE	Norway	NO
Australia	AU	Greece	GR	Poland	PL
Austria	AT	Hungary	HU	Portugal	PT
Belgium	BE	Iceland	IS	Romania	RO
Bulgaria	BG	Ireland	IE	Slovakia	SK
Canada	CA	Italy	IT	Slovenia	SI
Croatia	HR	Japan	JP	South Korea	KR
Czech Republic	CZ	Latvia	LV	Spain	ES
Denmark	DE	Lithuania	LT	Sweden	SE
Estonia	EE	Luxembourg	LU	Switzerland	CH
Finland	FI	Netherlands	NL	Turkey	TR
France	FR	New Zealand	NZ	United Kingdom	GB

Country Group A:6

8 STA (c)(2) Countries

Can ONLY receive ECCNs with NS and AT reasons for control.

Albania	AL
Hong Kong	HK
India	IN
Israel	IL
Malta	MT
Singapore	SG
South Africa	ZA
Taiwan	TW