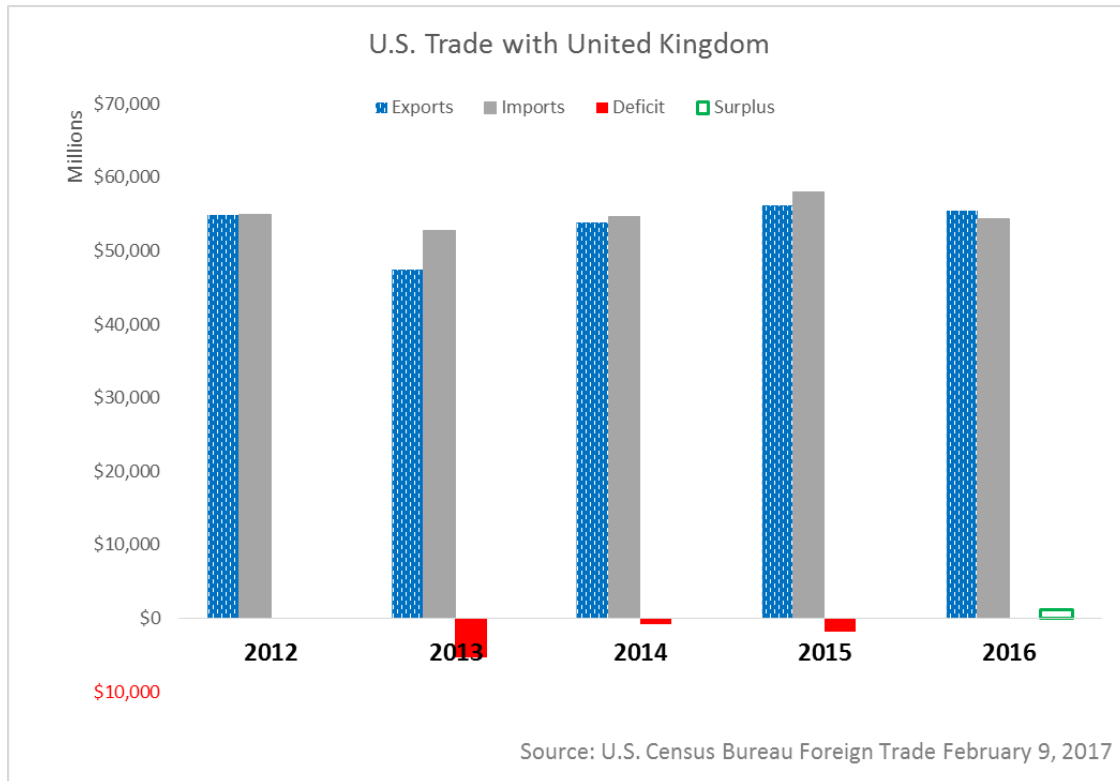




## I. Total U.S. Trade with the United Kingdom

In 2016, U.S. exports to the U.K. totaled \$55.4 billion, a 1.3% (\$718.5 million) decrease from 2015; U.S. imports from the U.K. totaled \$54.3 billion, a 6.3% (\$3.6 billion) decrease; and the U.S. trade with U.K. has a trade surplus of \$1.1 billion after four consecutive years of trade deficit.



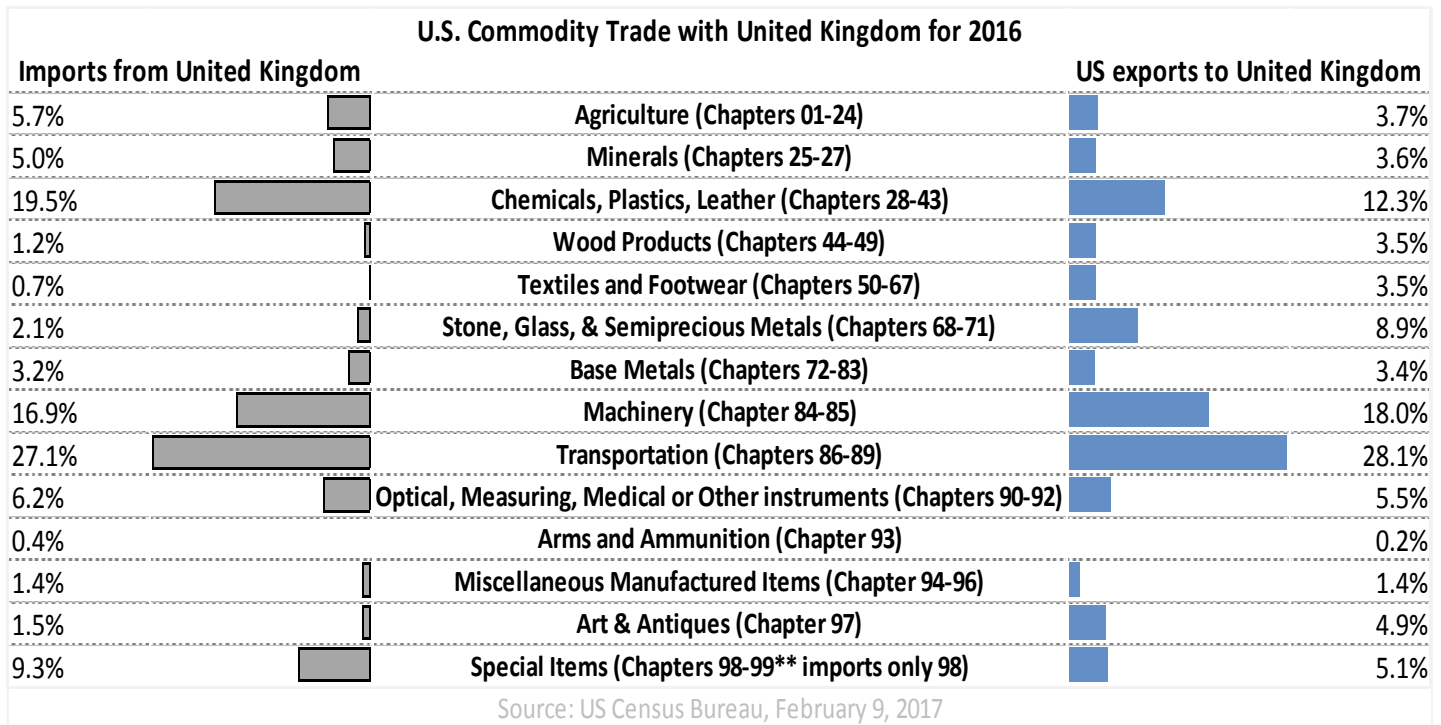
	2012	2013	2014	2015	2016	Five-year Average
<b>EXPORTS</b>	<b>54,860.5</b>	<b>47,361.2</b>	<b>53,848.3</b>	<b>56,114.6</b>	<b>55,396.1</b>	
<i>Δvalue</i>	-1,172.6	-7,499.2	6,487.1	2,266.3	-718.5	<b>\$53,046.2</b>
<i>Δpct</i>	-2.1%	-13.7%	13.7%	4.2%	-1.3%	
<b>IMPORTS</b>	<b>55,005.8</b>	<b>52,741.2</b>	<b>54,692.9</b>	<b>57,962.3</b>	<b>54,326.1</b>	
<i>Δvalue</i>	3,743.3	-2,264.6	1,951.7	3,269.3	-3,636.2	\$55,100.6
<i>Δpct</i>	2.9%	-4.1%	3.7%	6.0%	-6.3%	
<b>BALANCE</b>	<b>(\$145.3)</b>	<b>(\$5,380.0)</b>	<b>(\$844.6)</b>	<b>(\$1,847.6)</b>	<b>\$1,070.0</b>	
<i>Δvalue</i>	\$2,651.4	(\$5,234.7)	\$4,535.4	(\$1,003.0)	\$2,917.6	(\$2,054.4)
<i>Δpct</i>	-55.6%	3602.0%	-84.3%	118.8%	-157.9%	

Values in Millions of U.S. Dollars. Source: U.S. Census Bureau Foreign Trade February 9, 2017



Of the \$55.4 billion in U.S. exports to the U.K. in 2016, the top commodity sectors were transportation equipment (25.8%), machinery and mechanical appliances (17.3%), and chemicals, plastics, leather goods (14.8%).

Of the \$54.3 billion in U.S. imports from the U.K. in 2016, the top commodity sectors were chemicals, plastics, leather goods (21.7%), transportation equipment (20.6%) and machinery and mechanical appliances (17.6%).





## II. Exports to the United Kingdom subject to US Government Filing Requirements

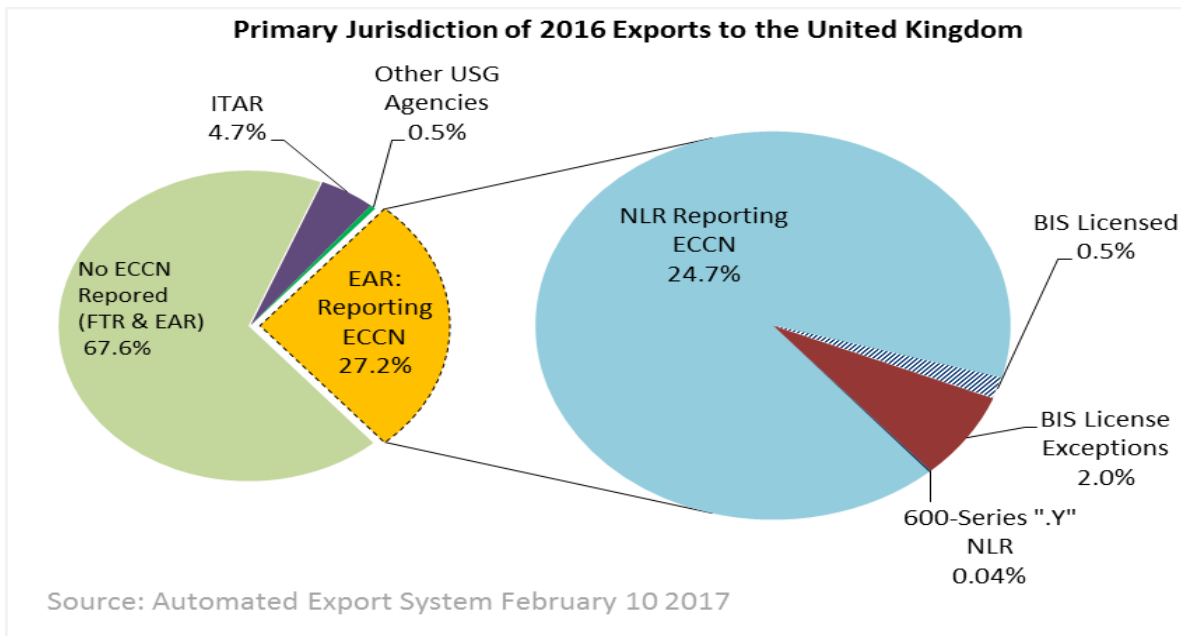
Of the \$55.4 billion in U.S. exports to the U.K. in 2016:

- 2.5% were subject to a BIS license requirement
  - 0.5% were exported under a BIS license; Worldwide, 0.5% were exported under a BIS license.
  - 2.0% were exported under a BIS license exception; Worldwide, 1.6% were exported under a BIS license exception.
- 24.7% were exported under No License Required with an ECCN; Worldwide, 12.2% were exported under No License Required with an ECCN.

Exports to United Kingdom Subject to U.S. Government Filing Requirements				
		2014	2015	2016
	<b>Department of State</b>	\$3,773.1	\$3,636.8	\$2,618.8
	<b>Other USG Agencies</b>	\$182.7	\$270.3	\$265.6
	<b>Department of Commerce</b>	\$49,892.5	\$52,207.5	\$52,511.7
	BIS Licensed	\$111.3	\$216.2	\$266.7
	BIS License Exceptions	\$869.0	\$1,112.5	\$1,104.3
	NLR reporting an ECCN	\$10,306.1	\$10,753.9	\$13,666.7
	NLR not reporting an ECCN	\$38,591.0	\$40,106.0	\$37,452.7
	600-Series ".Y" Paragraph NLR	\$15.2	\$19.0	\$21.3

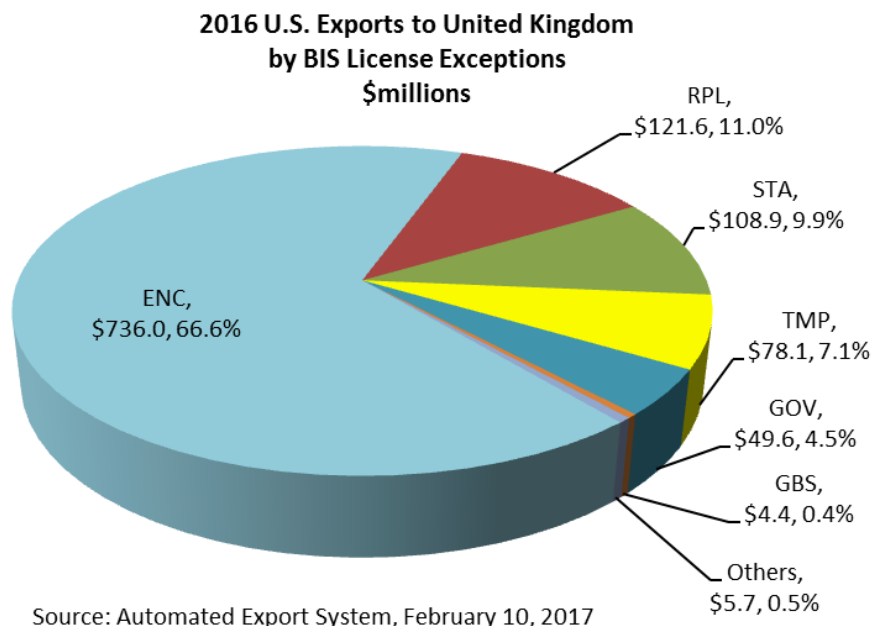
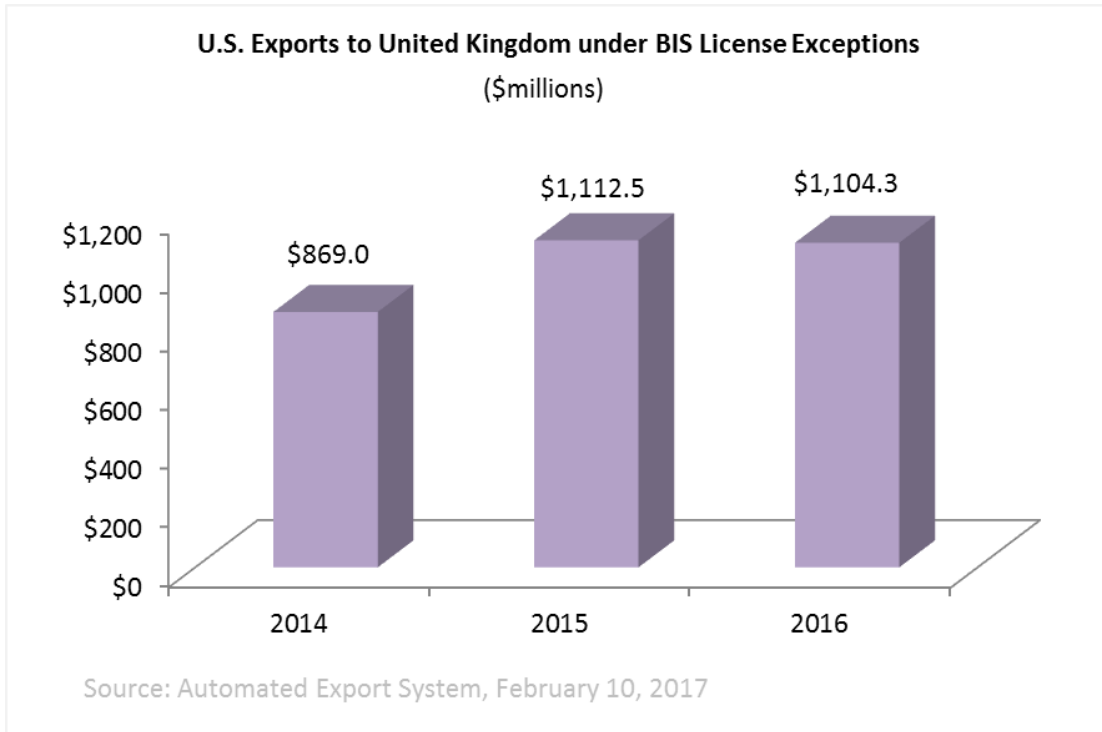
Values in Millions of U.S. Dollars. Source: Automated Export System February 10 2017


Primary Reasons for Control	Chemical and Biological Weapons			Nuclear Nonproliferation		National Security		Missile Tech	Regional Stability		Firearms Convention	Crime Control			Anti-Terrorism	
	CB:1	CB:2	CB:3	NP:1	NP:2	NS:1	NS:2	MT:1	RS:1	RS:2	FC:1	CC:1	CC:2	CC:3	AT:1	AT:2
<b>United Kingdom</b>	X					X		X	X							



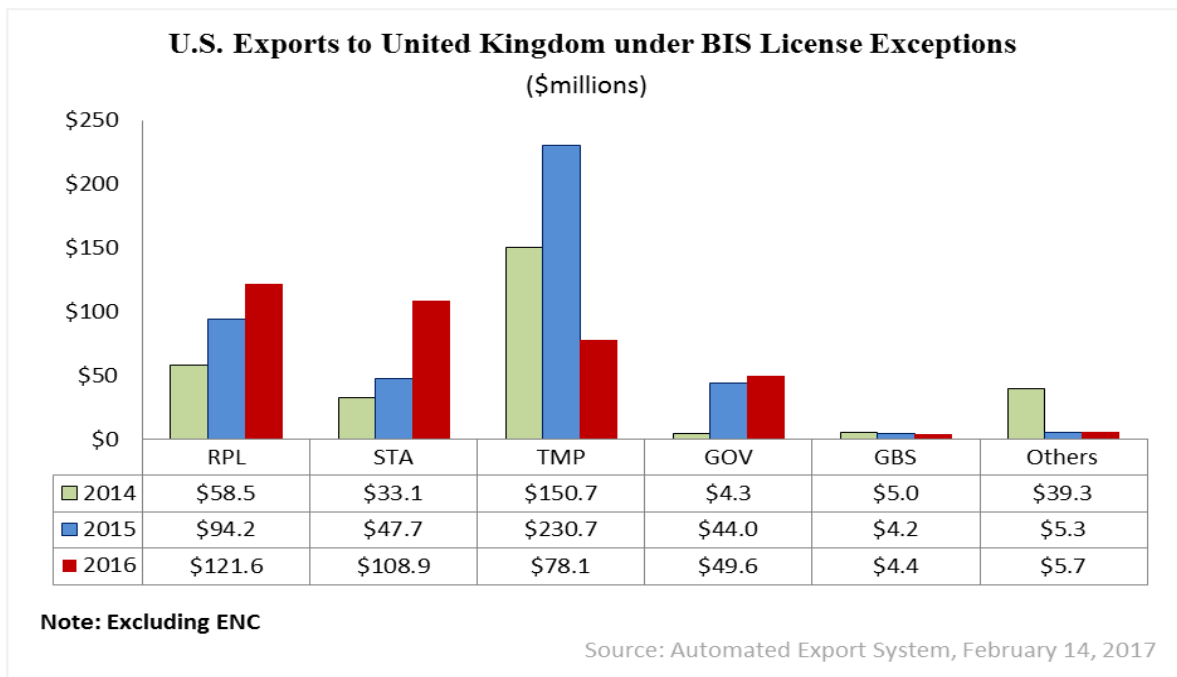


In 2016, U.S. exports to the U.K. shipped under a BIS license exception totaled \$1,104.3 billion, a 0.7% (\$8.2 million) decrease from 2015. The top license exception in 2016 was Encryption Commodities, Software and Technology (ENC) totaled \$736.0 billion (66.6% of all license exceptions).





In 2016, U.S. exports to the U.K. under BIS License Exception Strategic Trade Authorization increased by 128.3% (\$61.2 million) from \$47.7 million to \$108.9 million.





# Analysis of Exports to the United Kingdom subject to US Government Filing Requirements

Top Ten ECCNs by Value to United Kingdom (\$millions)	
<b>LICENSED</b>	#1 9A610 Military Aircraft and Related Commodities
	#2 9A619 Military Gas Turbine Engines and Related Commodities
	#3 3A611 Military Electronics
	#4 9A515 Spacecraft and Related Commodities
	#5 1A613 Armored and Protective Equip., Constructions, and Components
	#6 3A101 Electronic Equip./Devices Not Controlled By 3A0
	#7 9A604 Commodities Related to Launch Vehicles, Missiles, Rockets, torpedoes, ...
	#8 7A103 Instrumentation, Navigation Equip./Systems Not
	#9 9A001 Aero Gas Turbine Engines
	#10 0A985 Discharge Type Arms

Top Ten ECCNs by Value to United Kingdom (\$millions)	
<b>EXCEPTIONS</b>	#1 5A002 Systems/Equip./Integrated Circuits for Info Sec
	#2 9A619 Military Gas Turbine Engines and Related Commodities
	#3 9A610 Military Aircraft and Related Commodities
	#4 9A515 Spacecraft and Related Commodities
	#5 3A611 Military Electronics
	#6 N/A ECCN not reported
	#7 7A103 Instrumentation, Navigation Equip./Systems Not
	#8 EAR99 Items subject to the EAR that are not elsewhere controlled
	#9 5D002 Software for Information Security
	#10 8A609 Surface Vessels of War and Related Commodities

Top Ten ECCNs by Value to United Kingdom (\$millions)	
<b>NLR with ECCN</b>	#1 9A991 Aircraft and Certain Gas Turbine Engines N.E.S.
	#2 7A994 Other "Software" as Follows (See List of Items Controlled).
	#3 5A992 Information Security Equip.
	#4 5A991 Transmission Items Not W/I Parameters In 5A001
	#5 4A994 Items Not Controlled By 4A001/4A002/4A003
	#6 9A990 Diesel Engines, N.E.S., and Tractors and "Specially Designed" "Parts" ...
	#7 1C202 Aluminum and Titanium Alloys In the form of Tubes/
	#8 3A999 Specific Processing Equip., N.E.S.
	#9 2B999 Specific Processing Equip., N.E.S.
	#10 3A992 General Purpose Electronic Equip.



Top Ten ECCNs to United Kingdom by Shipment Count	
<b>LICENSED</b>	#1 9A610 Military Aircraft and Related Commodities
	#2 0A606 Ground Vehicles and Related Commodities
	#3 9A619 Military Gas Turbine Engines and Related Commodities
	#4 3A611 Military Electronics
	#5 9A604 Commodities Related to Launch Vehicles, Missiles, Rockets, torpedoes, ...
	#6 7A103 Instrumentation, Navigation Equip./Systems Not
	#7 7A002 Gyros and Specially Designed Components
	#8 9A991 Aircraft and Certain Gas Turbine Engines N.E.S.
	#9 9B619 Test, Inspection, and Production Equip. and Related Commodities Specia...
	#10 3A001 Electronic Devices/Components

Top Ten ECCNs to United Kingdom by Shipment Count	
<b>EXCEPTIONS</b>	#1 5A002 Systems/Equip./Integrated Circuits for Info Sec
	#2 9A610 Military Aircraft and Related Commodities
	#3 3A611 Military Electronics
	#4 9A619 Military Gas Turbine Engines and Related Commodities
	#5 5D002 Software for Information Security
	#6 N/A ECCN not reported
	#7 7A103 Instrumentation, Navigation Equip./Systems Not
	#8 EAR99 Items subject to the EAR that are not elsewhere controlled
	#9 9A991 Aircraft and Certain Gas Turbine Engines N.E.S.
	#10 0A606 Ground Vehicles and Related Commodities

Top Ten ECCNs to United Kingdom by Shipment Count	
<b>NLR with ECCN</b>	#1 9A991 Aircraft and Certain Gas Turbine Engines N.E.S.
	#2 7A994 Other "Software" as Follows (See List of Items Controlled).
	#3 5A992 Information Security Equip.
	#4 5A991 Transmission Items Not W/I Parameters In 5A001
	#5 4A994 Items Not Controlled By 4A001/4A002/4A003
	#6 2B999 Specific Processing Equip., N.E.S.
	#7 3A992 General Purpose Electronic Equip.
	#8 3A991 Electronic Devices and Components
	#9 3A999 Specific Processing Equip., N.E.S.
	#10 6A998 Radar Systems, Equip. and Major "Components," N.E.S., and "Specially D...

Source: Commerce U.S. Exports Exporter Support System, March 15, 2017

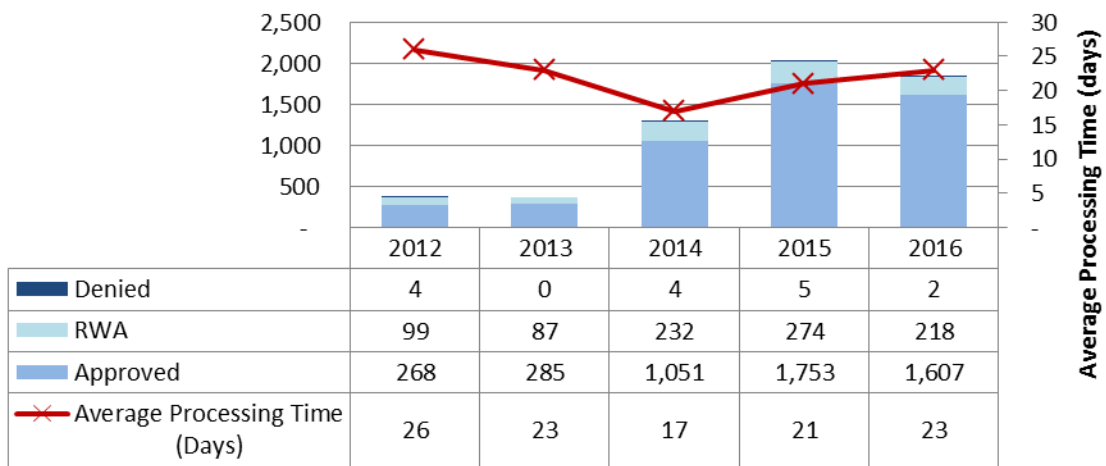


### III. BIS Licensing to the United Kingdom

In 2016, BIS reviewed 1,832 export/re-export applications (not including deemed export applications) valued at \$6.2 billion for the U.K., out of a total of 33,195 applications worldwide valued at \$235.4 billion.

–Approved applications for the U.K. totaled 1,607 (87.7% of the total applications) for \$4.7 billion, compared to the 28,214 (85.0%) approved applications for all destinations that totaled \$210.3 billion.

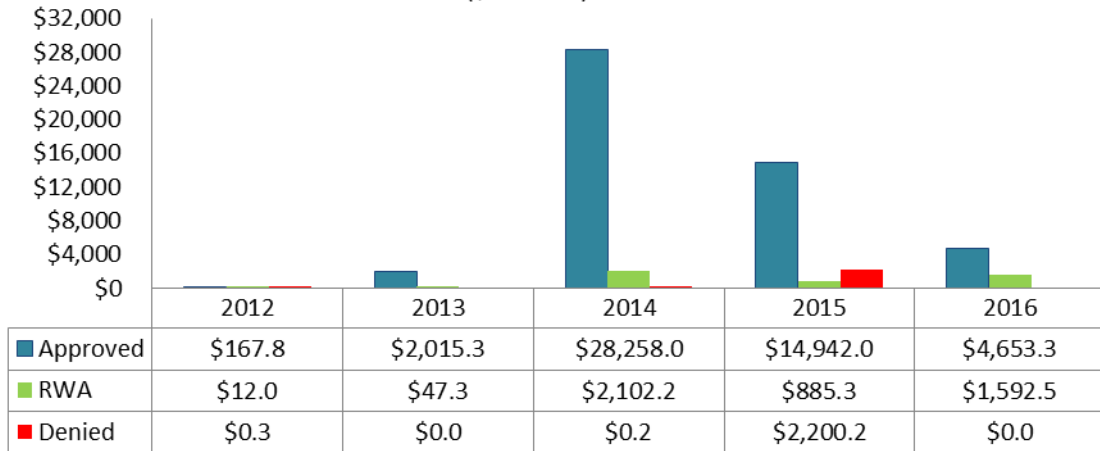
Licenses for Tangible Items, Software and Technology for United Kingdom by Count 2012-2016



Source: Commerce U.S. Exports Exporter Support System, February 7, 2017

Note: Figure above does not include deemed export applications

Licenses for Tangible Items, Software, & Technology to United Kingdom (\$millions)



Source: Commerce U.S. Exports Exporter Support System, February 14, 2017