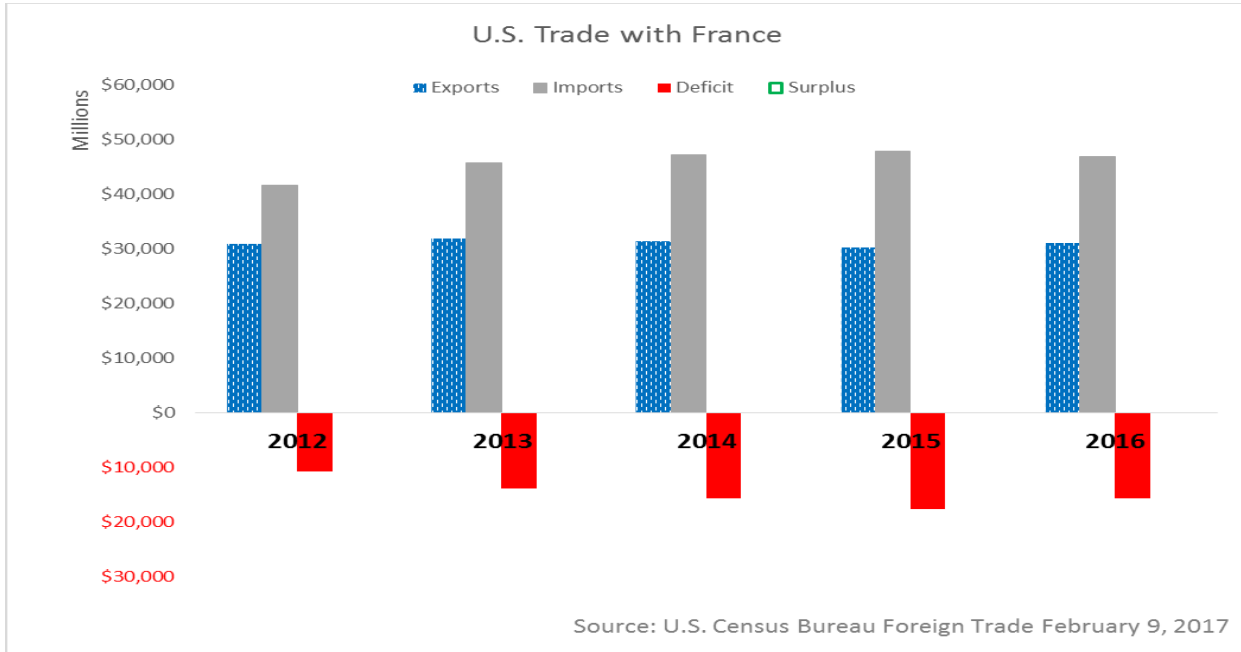




**I. Total U.S. Trade with the France**

The U.S. trade deficit with France was \$15.8 billion, a 10.7% (\$1,888.4 million) decrease from 2015:

- Exports to France were \$30.9 billion, a 2.8% (\$837.7 million) increase from 2015;
- Imports from France were \$46.8 billion, a 2.2% (\$1,050.7 million) decrease from 2015.



	2012	2013	2014	2015	2016	Five-year Average
<b>EXPORTS</b>	<b>\$30,812.9</b>	<b>\$31,743.7</b>	<b>\$31,306.6</b>	<b>\$30,103.5</b>	<b>\$30,941.2</b>	
Δvalue	\$2,956.1	\$930.8	-\$437.1	-\$1,203.0	\$837.7	<b>\$30,992</b>
Δpct	10.6%	3.0%	-1.4%	-3.8%	2.8%	
<b>IMPORTS</b>	<b>\$41,646.1</b>	<b>\$45,706.3</b>	<b>\$47,105.5</b>	<b>\$47,815.3</b>	<b>\$46,764.6</b>	
Δvalue	\$1,597.1	\$4,060.2	\$1,399.2	\$709.8	-\$1,050.7	<b>\$45,568</b>
Δpct	14.1%	9.7%	3.1%	1.5%	-2.2%	
<b>BALANCE</b>	<b>(\$10,833.2)</b>	<b>(\$13,962.6)</b>	<b>(\$15,798.9)</b>	<b>(\$17,711.8)</b>	<b>(\$15,823.4)</b>	
Δvalue	\$2,701.2	(\$3,129.4)	(\$1,836.3)	(\$1,912.9)	\$1,888.4	<b>(\$14,576.6)</b>
Δpct	22.2%	28.9%	13.2%	12.1%	-10.7%	

Values in Millions of U.S. Dollars. Source: U.S. Census Bureau Foreign Trade February 9, 2017



## Statistical Analysis of U.S. Trade with France

Of the \$46.8 billion imports from France in 2016, the top commodities were:

- Machinery (23.2%), Chemicals, plastics, leather products (20.1%), and Transportation (14.3%)

Of the \$30.9 billion exports to France in 2016, the top commodities were:

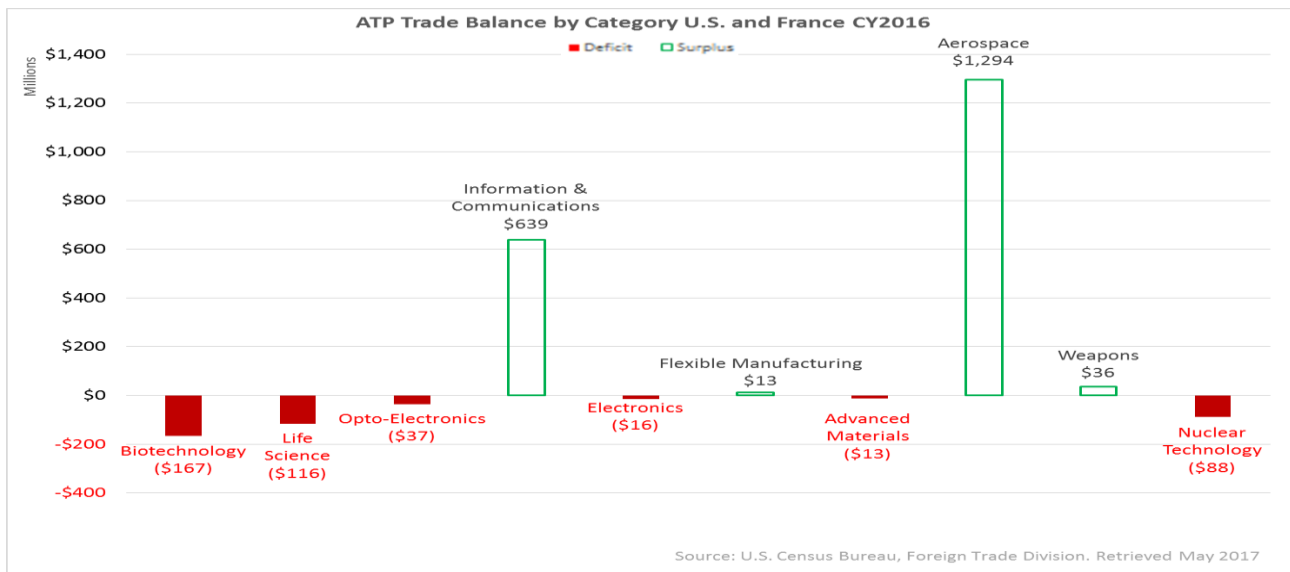
- Transportation (38.0%), Machinery (15.7%), Chemicals, plastics, leather products (14.5%)

Imports from France by Sector	U.S. Commodity Trade with France for 2016	US exports to France by Sector
<b>\$46,764,583,319</b>	<b>Total Value All Commodities</b>	<b>\$30,941,187,636</b>
11.1%	Agriculture (Chapters 01-24)	2.4%
1.9%	Minerals (Chapters 25-27)	6.5%
20.1%	Chemicals, Plastics, Leather (Chapters 28-43)	14.5%
1.2%	Wood Products (Chapters 44-49)	0.7%
0.9%	Textiles and Footwear (Chapters 50-67)	0.7%
3.3%	Stone, Glass, & Semiprecious Metals (Chapters 68-71)	4.3%
3.3%	Base Metals (Chapters 72-83)	3.7%
23.2%	Machinery (Chapter 84-85)	15.7%
14.3%	Transportation (Chapters 86-89)	38.0%
5.2%	Optical, Measuring, Medical or Other instruments (Chapters 90-92)	6.5%
0.1%	Arms and Ammunition (Chapter 93)	0.3%
1.2%	Miscellaneous Manufactured Items (Chapter 94-96)	0.8%
5.4%	Art & Antiques (Chapter 97)	3.1%
8.9%	Special Items (Chapters 98-99** imports only)	3.1%

Source: US Census Bureau, February 9, 2017

The U.S. Advanced Technology Products (ATP)<sup>1</sup> trade surplus was \$1.5 Billion:

- ATP Exports to France valued \$13.9 billion, a 13.2% (\$1.6 billion) increase from 2015;
- ATP imports from France were \$12.4 billion, a 5.0% (\$663 million) decrease from 2015.



<sup>1</sup> Advanced Technology Products : about 500 of some 22,000 commodity classification codes used in reporting U.S. merchandise trade are identified as "advanced technology" codes as determined by the Foreign Trade Division at the U.S. Census Bureau.



## Exports to France subject to US Government Filing Requirements

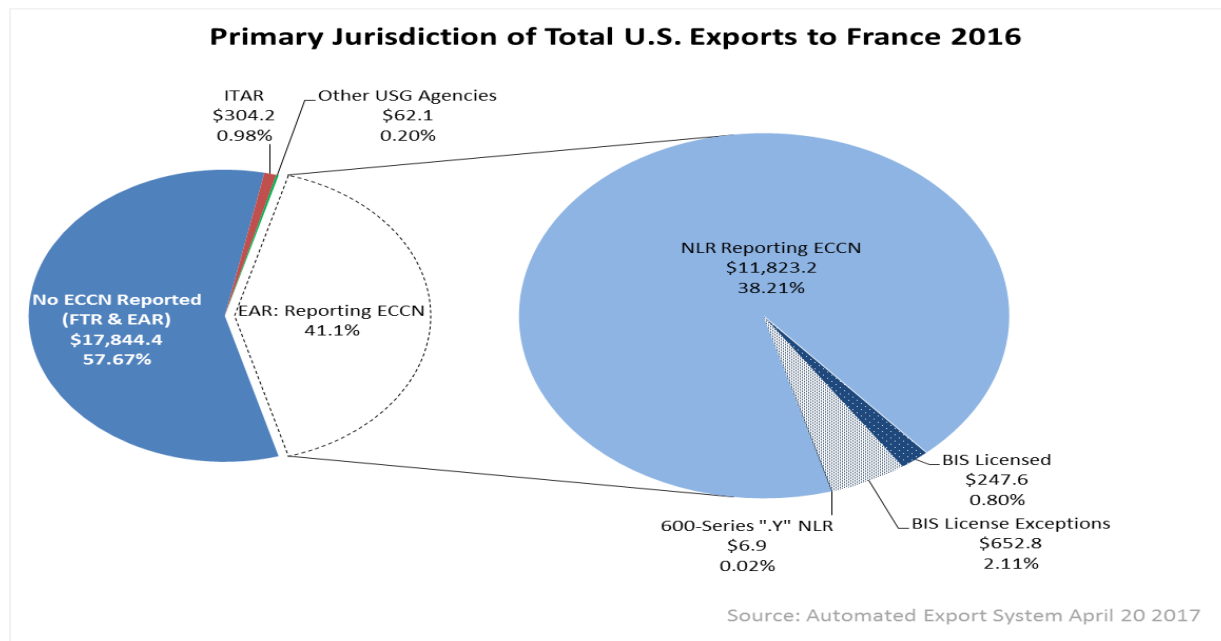
### II. Exports to France subject to US Government Filing Requirements

- 2.9% of the U.S. exports to France in 2016 were subject to a BIS license requirement:
  - 0.8% were exported under a BIS license; Worldwide, 0.5% were exported under a BIS license.
  - 2.1% were exported to France under a BIS license exception; Worldwide, 1.6% were exported under a BIS exception.
- 38.2% of U.S. exports to France in 2016 were subject to No License Requirement. Worldwide, 12.2% were exported under No License Required with an ECCN.

	2014	2015	2016
<b>Department of State</b>	<b>\$1,034.1</b>	<b>\$265.7</b>	<b>\$304.2</b>
<b>Other USG Agencies</b>	<b>\$35.6</b>	<b>\$53.2</b>	<b>\$62.1</b>
<b>Department of Commerce</b>	<b>\$30,236.9</b>	<b>\$29,784.6</b>	<b>\$30,575.0</b>
BIS Licensed	\$158.1	\$411.9	\$247.6
BIS License Exceptions	\$349.8	\$485.8	\$652.8
NLR reporting an ECCN	\$8,617.3	\$9,604.4	\$11,823.2
NLR not reporting an ECCN	\$21,110.7	\$19,278.8	\$17,844.4
600-Series ".Y" Paragraph NLR	\$1.0	\$3.7	\$6.9

Values in Millions of U.S. Dollars. Source: Automated Export System April 20 2017

Reasons for Control	Chemical and Biological Weapons			Nuclear Nonproliferation		National Security		Missile Tech	Regional Stability		Firearms Convention	Crime Control			Anti-Terrorism	
	CB:1	CB:2	CB:3	NP:1	NP:2	NS:1	NS:2	MT:1	RS:1	RS:2	FC:1	CC:1	CC:2	CC:3	AT:1	AT:2
France	X					X		X	X							

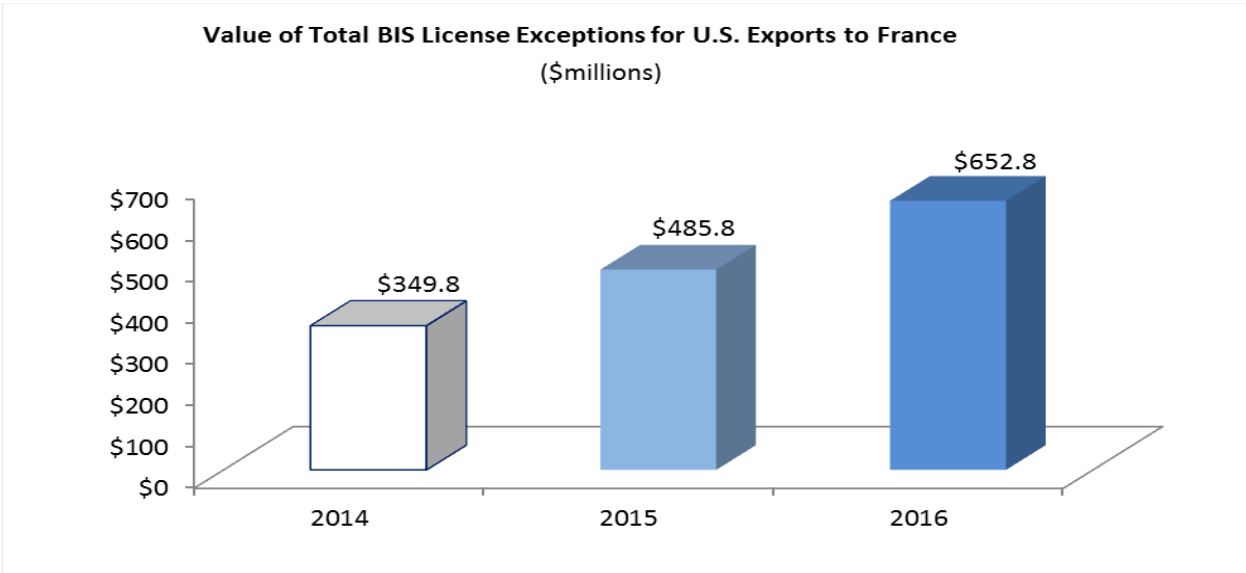




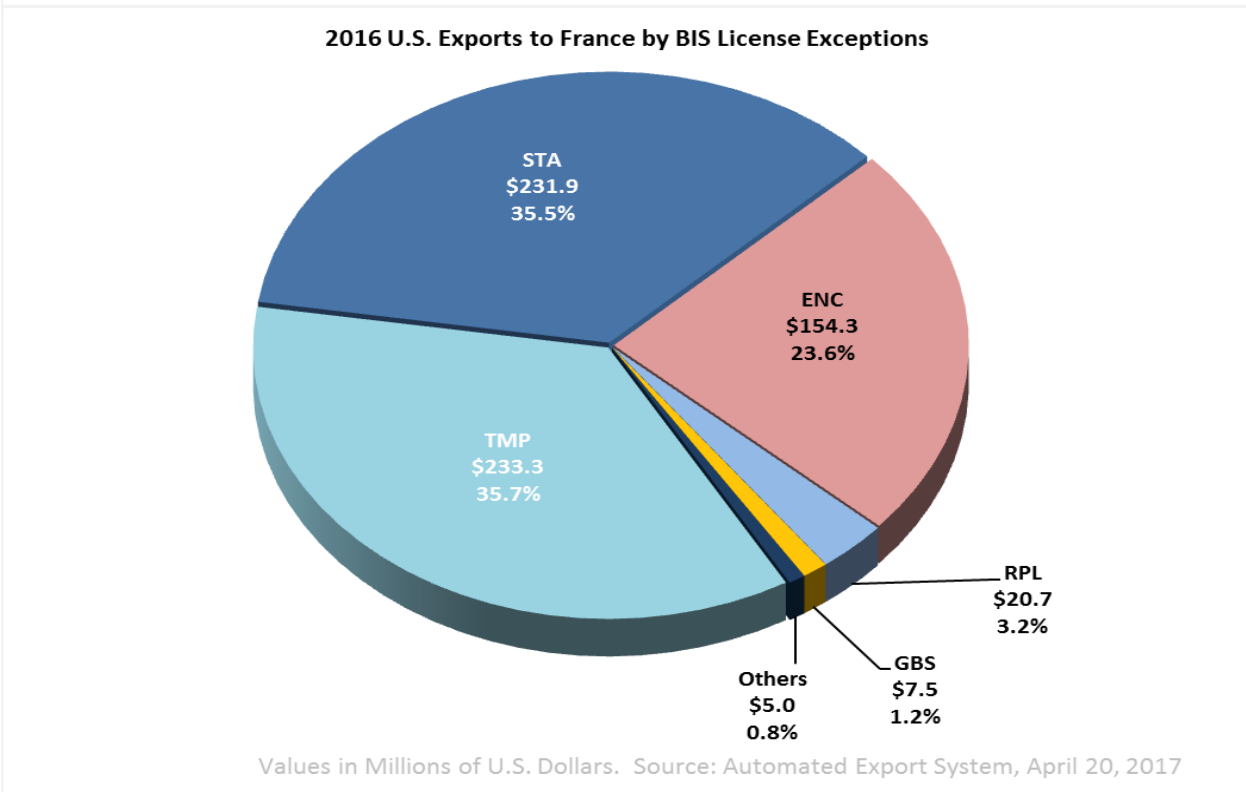
## Exports to France subject to US Government Filing Requirements

The value of U.S. exports shipped to France under a BIS license exception in 2016 was \$652.8 million, a 34.4% (\$166.9 million) decrease from 2015:

- 35.7% included Temporary Imports, Exports, and Re-exports (TMP);
- 35.5% included Strategic Trade Authorization (STA);
- 23.6% included Encryption Commodities and Software.




Source: Automated Export System, April 20, 2017



Values in Millions of U.S. Dollars. Source: Automated Export System, April 20, 2017

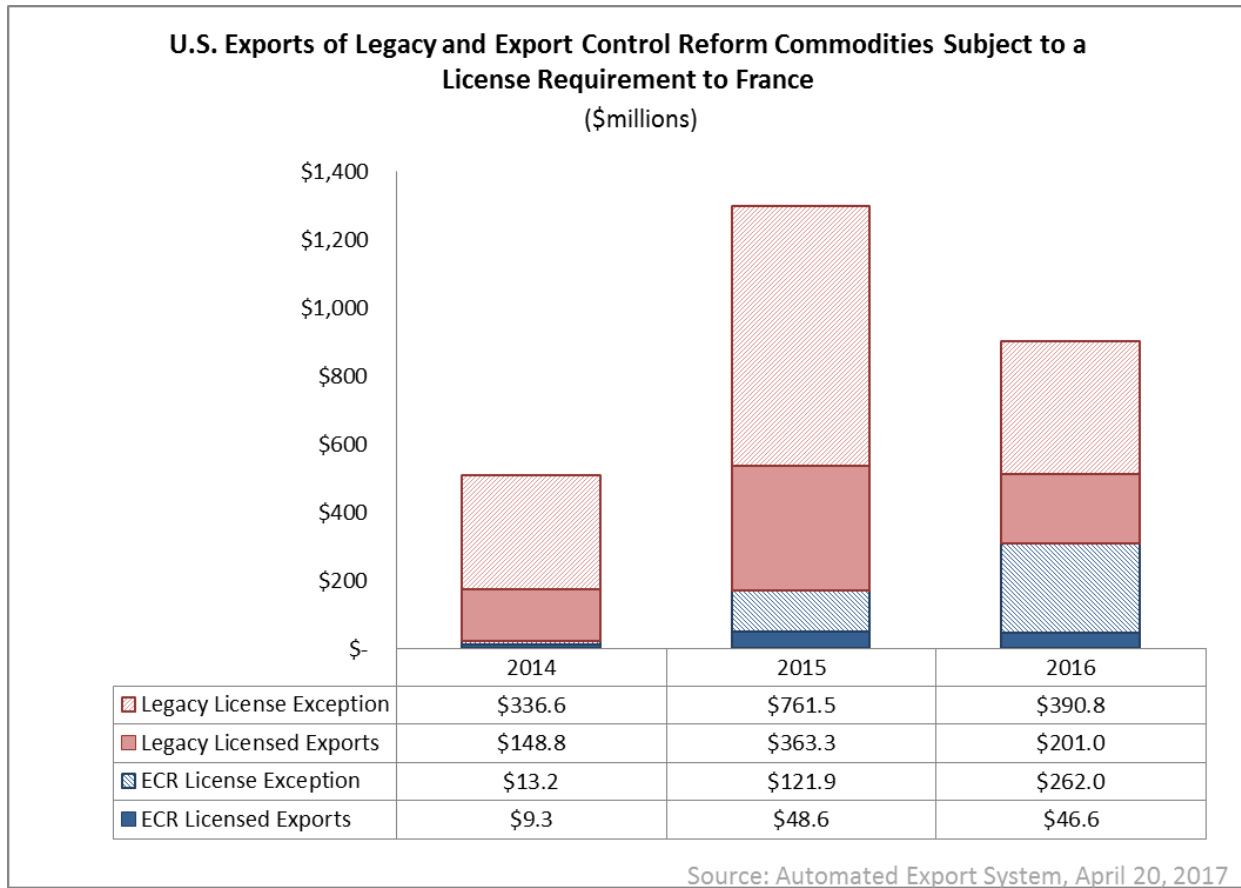


Exports to France subject to US Government Filing Requirements





### Exports to France subject to US Government Filing Requirements





Exports to France subject to US Government Filing Requirements

Top Ten ECCNs by Value to France (\$millions)		
<b>LICENSED</b>	#1	7A103 Instrumentation, Navigation Equip./Systems Not
	#2	9A001 Aero Gas Turbine Engines
	#3	9A610 Military Aircraft and Related Commodities
	#4	6A001 Acoustics
	#5	9A515 Spacecraft and Related Commodities
	#6	3A611 Military Electronics
	#7	1B001 Equip. for Production of Fibers, Preforms Or Co
	#8	3A101 Electronic Equip./Devices Not Controlled By 3A0
	#9	1C107 Calcium Having Both of the Following Characteristics (See List of Item...
	#10	9A991 Aircraft and Certain Gas Turbine Engines N.E.S.

Top Ten ECCNs by Value to France (\$millions)		
<b>EXCEPTIONS</b>	#1	9A515 Spacecraft and Related Commodities
	#2	5A002 Systems/Equip./Integrated Circuits for Info Sec
	#3	BLANK No ECCN reported
	#4	7A994 Other "Software" as Follows (See List of Items Controlled).
	#5	EAR99 Items subject to the EAR that are not elsewhere controlled
	#6	9A991 Aircraft and Certain Gas Turbine Engines N.E.S.
	#7	9D515 Software Specially Designed for the Development, Production Operation,...
	#8	9A610 Military Aircraft and Related Commodities
	#9	6A003 Cameras
	#10	3A611 Military Electronics

Top Ten ECCNs by Value to France (\$millions)		
<b>NLR with ECCN</b>	#1	9A991 Aircraft and Certain Gas Turbine Engines N.E.S.
	#2	7A994 Other "Software" as Follows (See List of Items Controlled).
	#3	5A991 Transmission Items Not W/I Parameters In 5A001
	#4	3B991 Other Mfg/Test Equip. Not Controlled By 3B
	#5	5A992 Information Security Equip.
	#6	6A998 Radar Systems, Equip. and Major "Components," N.E.S., and "Specially D...
	#7	3A001 Electronic Devices/Components
	#8	3A999 Specific Processing Equip., N.E.S.
	#9	9D991 "Software", for the "Development" Or "Production" of Equip. Controlled...
	#10	4A994 Items Not Controlled By 4A001/4A002/4A003



### Exports to France subject to US Government Filing Requirements

Top Ten ECCNs to France by Shipment Count	
<b>LICENSED</b>	#1 9A610 Military Aircraft and Related Commodities
	#2 7A103 Instrumentation, Navigation Equip./Systems Not
	#3 7A002 Gyros and Specially Designed Components
	#4 9A619 Military Gas Turbine Engines and Related Commodities
	#5 3A611 Military Electronics
	#6 1C107 Calcium Having Both of the Following Characteristics (See List of Item...
	#7 1C351 Human and Animal Pathogens and toxins
	#8 9A515 Spacecraft and Related Commodities
	#9 0A985 Discharge Type Arms
	#10 9A991 Aircraft and Certain Gas Turbine Engines N.E.S.

Top Ten ECCNs to France by Shipment Count	
<b>EXCEPTIONS</b>	#1 5A002 Systems/Equip./Integrated Circuits for Info Sec
	#2 7A994 Other "Software" as Follows (See List of Items Controlled).
	#3 9A991 Aircraft and Certain Gas Turbine Engines N.E.S.
	#4 EAR99 Items subject to the EAR that are not elsewhere controlled
	#5 9A610 Military Aircraft and Related Commodities
	#6 5D002 Software for Information Security
	#7 BLANK No ECCN reported
	#8 9A515 Spacecraft and Related Commodities
	#9 7A103 Instrumentation, Navigation Equip./Systems Not
	#10 3A611 Military Electronics

Top Ten ECCNs to France by Shipment Count	
<b>NLR with ECCN</b>	#1 9A991 Aircraft and Certain Gas Turbine Engines N.E.S.
	#2 7A994 Other "Software" as Follows (See List of Items Controlled).
	#3 5A992 Information Security Equip.
	#4 5A991 Transmission Items Not W/I Parameters In 5A001
	#5 3B991 Other Mfg/Test Equip. Not Controlled By 3B
	#6 2B999 Specific Processing Equip., N.E.S.
	#7 4A994 Items Not Controlled By 4A001/4A002/4A003
	#8 6A998 Radar Systems, Equip. and Major "Components," N.E.S., and "Specially D...
	#9 3A999 Specific Processing Equip., N.E.S.
	#10 3A991 Electronic Devices and Components

Source: Commerce U.S. Exports Exporter Support System, April 20, 2017



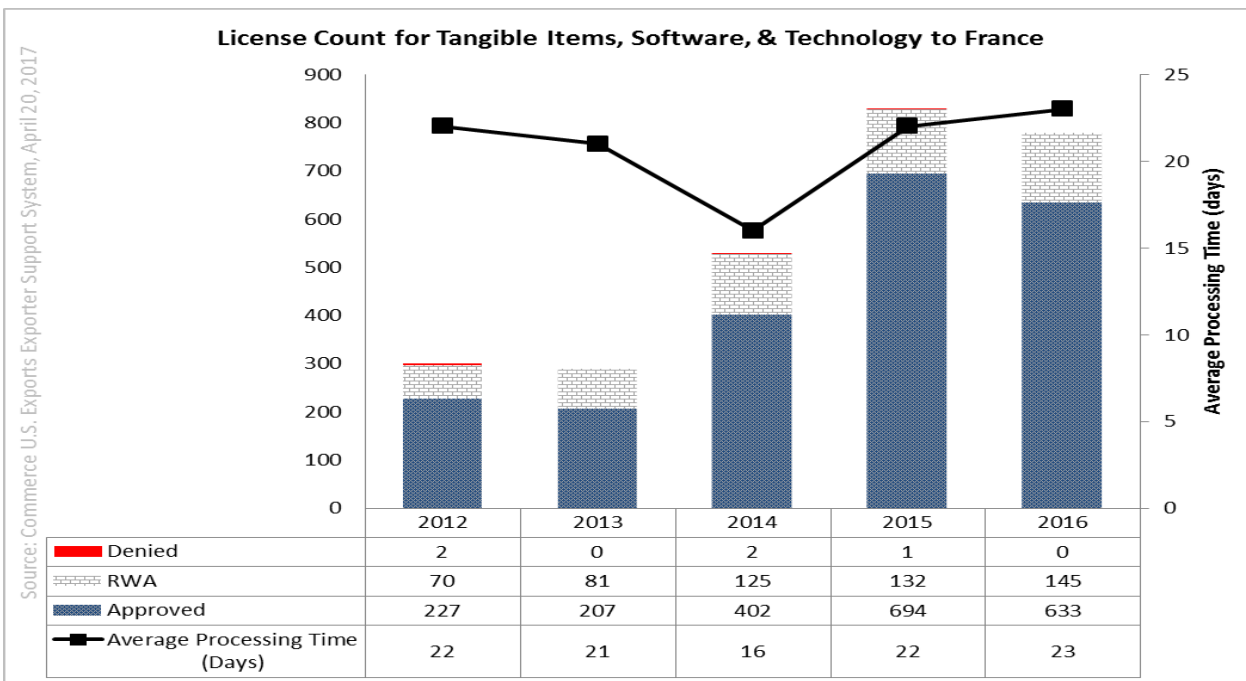
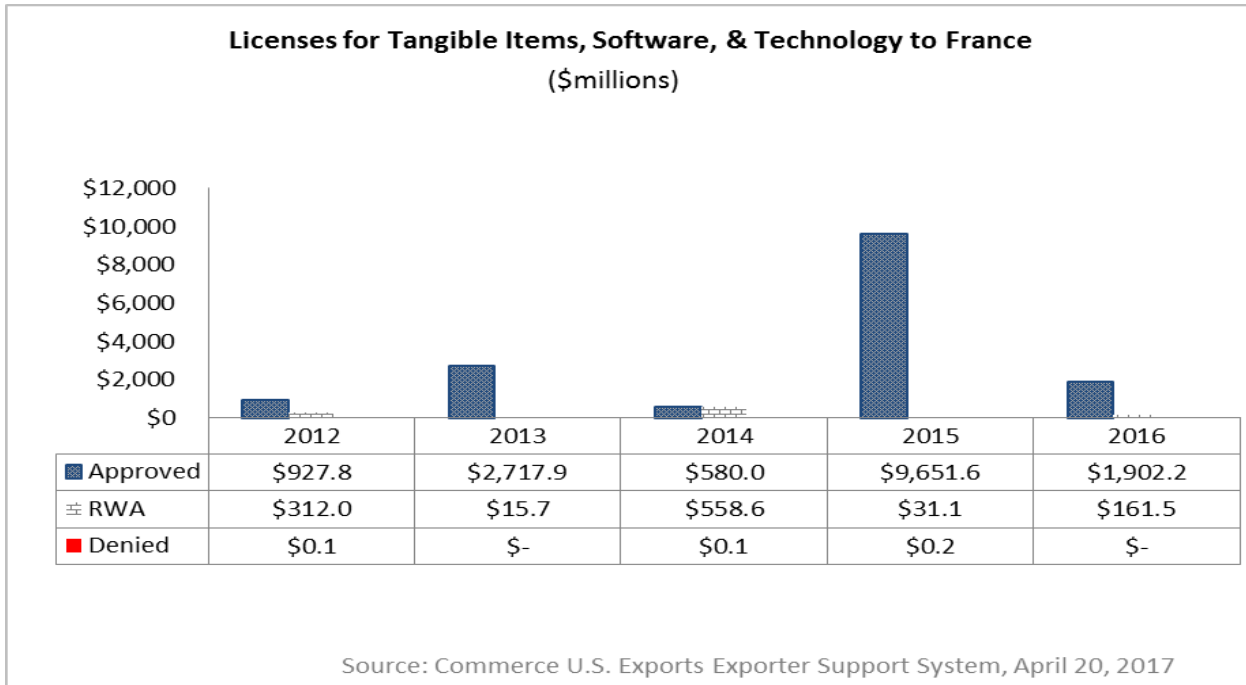


## BIS Licensing to France

### III. Licensing to the France subject to US Government Filing Requirements

In 2016, BIS reviewed 778 export/re-export applications (not including deemed export applications) valued at \$2.0 billion for France, out of a total 33,195 applications worldwide valued at \$235.4 billion.

- Approved applications for France totaled 633 (81.4%), compared with the 28,214 (85.0%) approved applications for all destinations that totaled \$210.3 billion.





## BIS Licensing to France

