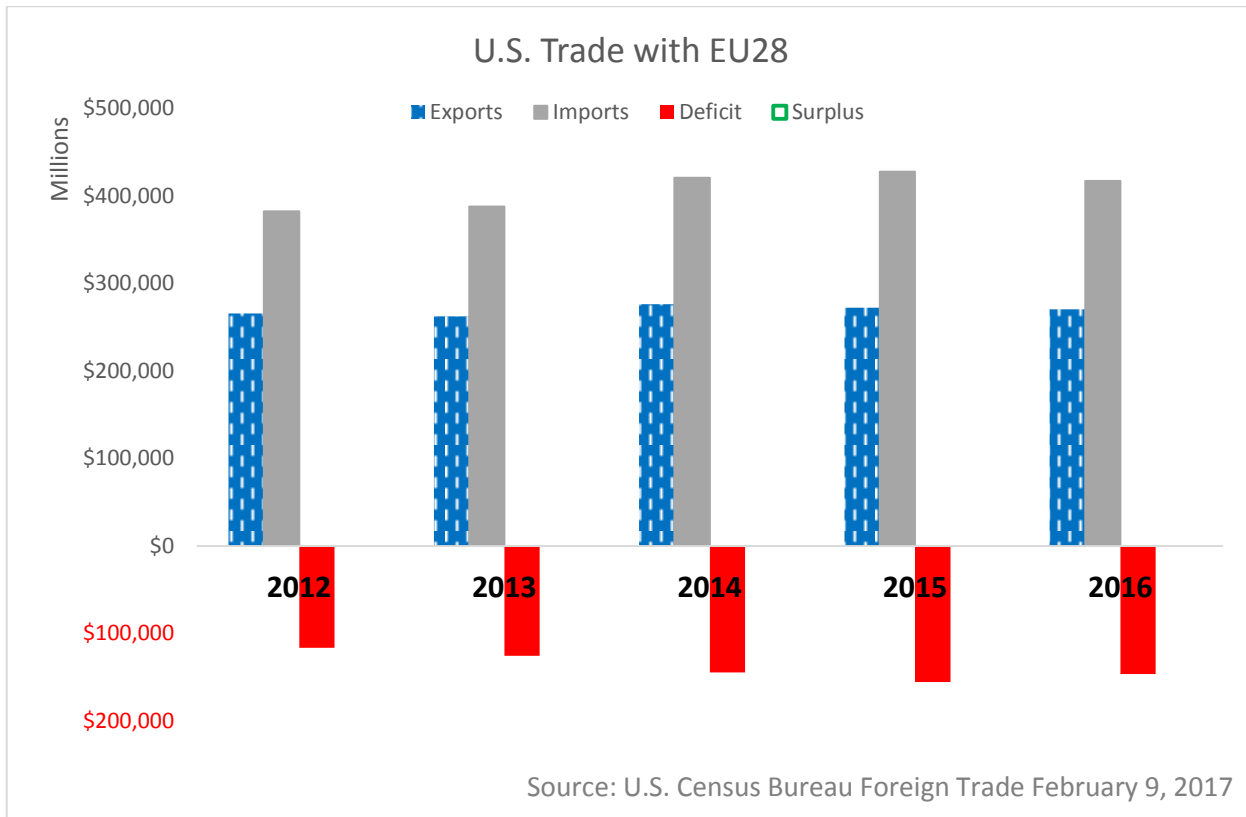




I. Total U.S. Trade with the EU28

In 2016, U.S. exports to EU28 totaled \$270.3 billion, a 0.6% (\$1.7 billion) decrease from 2015; U.S. imports from EU28 totaled \$416.7 billion, a 2.5% (\$10.9 billion) decrease; and the trade deficit was \$146.3 billion, a 5.9% (\$9.2 billion) decrease in the deficit from 2015.



	2012	2013	2014	2015	2016	Five-year Average
<b>EXPORTS</b>	<b>\$265,682.6</b>	<b>\$262,095.3</b>	<b>\$276,208.2</b>	<b>\$271,988.3</b>	<b>\$270,325.4</b>	
Δvalue	-\$3,897.5	-\$3,587.2	\$14,112.9	-\$4,219.9	-\$1,663.0	<b>\$268,993.6</b>
Δpct	-1.4%	-1.4%	5.4%	-1.5%	-0.6%	
<b>IMPORTS</b>	<b>\$382,199.4</b>	<b>\$387,510.4</b>	<b>\$420,591.1</b>	<b>\$427,561.7</b>	<b>\$416,665.5</b>	
Δvalue	\$13,297.5	\$5,311.0	\$33,080.7	\$6,970.6	-\$10,896.2	<b>\$404,465.6</b>
Δpct	5.0%	1.4%	8.5%	1.7%	-2.5%	
<b>BALANCE</b>	<b>(\$116,516.9)</b>	<b>(\$125,415.0)</b>	<b>(\$144,382.9)</b>	<b>(\$155,573.4)</b>	<b>(\$146,340.1)</b>	
Δvalue	\$22,506.0	(\$8,898.2)	(\$18,967.8)	(\$11,190.5)	\$9,233.3	<b>-\$135,472.0</b>
Δpct	22.7%	7.6%	15.1%	7.8%	-5.9%	

Values in Millions of U.S. Dollars. Source: U.S. Census Bureau Foreign Trade February 9, 2017



Of the \$270.3 billion in U.S. exports to EU28 in 2016, the top commodity sectors were chemicals, plastics, and leather products (23.2%), transportation equipment (20.5%), and machinery and mechanical appliances (18.6%).

Of the \$416.7 billion in U.S. imports from EU28 in 2016, the top commodity sectors were chemicals, plastics, and leather products (26.7%), machinery and mechanical appliances (18.9%) and Transportation equipment (16.3%).

Imports from EU28	U.S. Commodity Trade with EU28 for 2016		US exports to EU28
\$416,665,497,188	Total Value All Commodities		\$270,325,354,806
5.75%	Agriculture (Chapters 01-24)	4.72%	
2.66%	Minerals (Chapters 25-27)	5.38%	
26.73%	Chemicals, Plastics, Leather (Chapters 28-43)	23.23%	
1.27%	Wood Products (Chapters 44-49)	1.87%	
1.74%	Textiles and Footwear (Chapters 50-67)	0.91%	
3.05%	Stone, Glass, & Semiprecious Metals (Chapters 68-71)	5.69%	
3.93%	Base Metals (Chapters 72-83)	2.82%	
18.90%	Machinery (Chapter 84-85)	18.60%	
16.33%	Transportation (Chapters 86-89)	20.50%	
6.69%	Optical, Measuring, Medical or Other instruments (Chapters 90-92)	9.63%	
0.43%	Arms and Ammunition (Chapter 93)	0.26%	
1.45%	Miscellaneous Manufactured Items (Chapter 94-96)	0.85%	
1.84%	Art & Antiques (Chapter 97)	2.49%	
6.14%	Special Items (Chapters 98-99** imports only 98)	3.06%	

Source: US Census Bureau, May 22, 2017



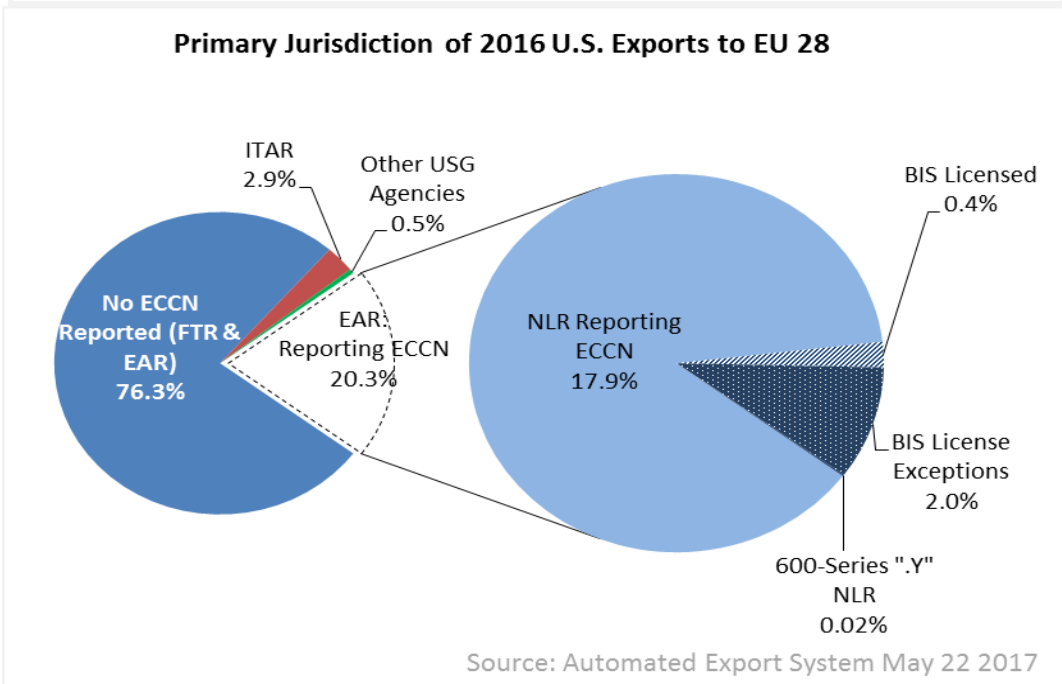
## II. Exports to the EU28 subject to US Government Filing Requirements

Of the \$270.3 billion in U.S. exports to EU28 in 2016:

- 2.4% were subject to a BIS license requirement:
  - 0.4% were exported under a BIS license; Worldwide, 0.5% were exported under a BIS license.
  - 2.0% were exported under a BIS license exception; Worldwide, 1.6% were exported under a BIS license exception.
- 17.9% were exported under No License Required (NLR) with an ECCN; Worldwide, 12.2% were exported under NLR with an ECCN.

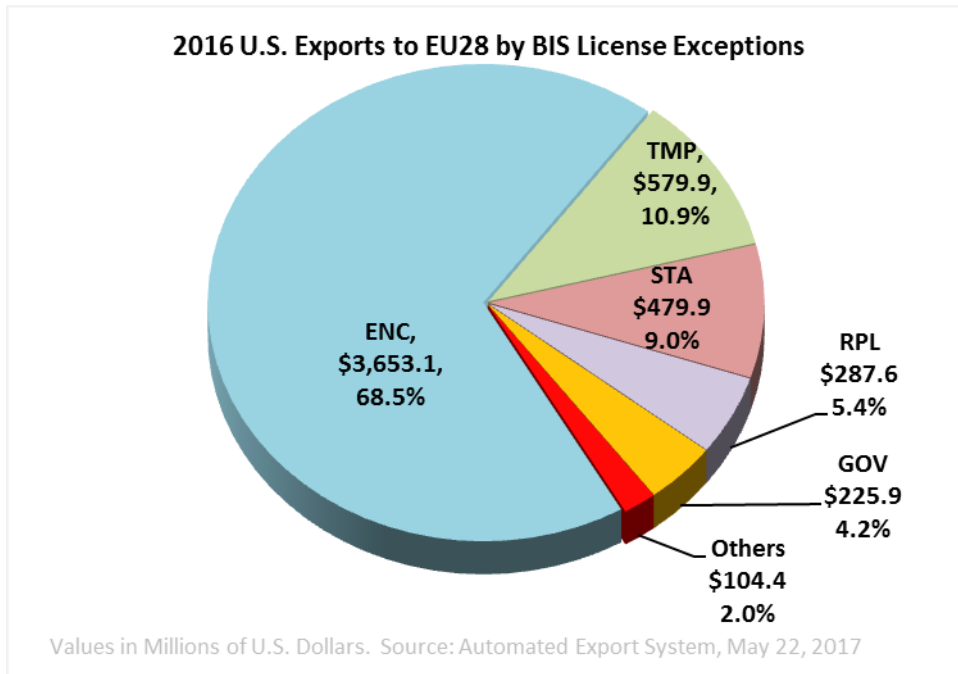
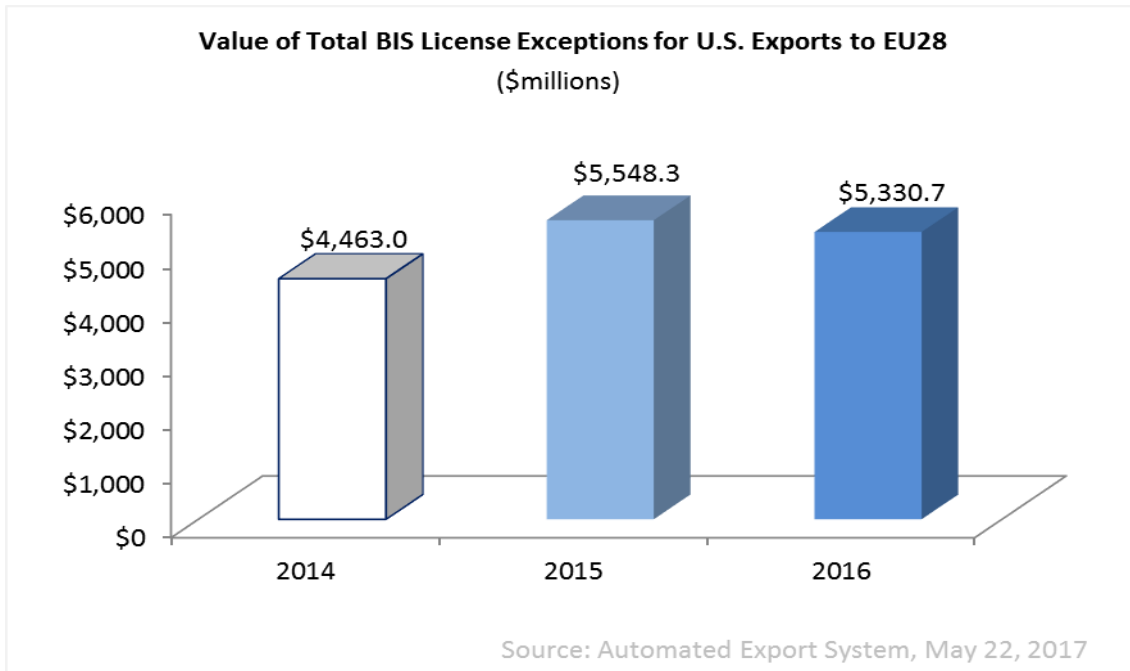
Exports to EU28 Subject to U.S. Government Filing Requirements			
	2014	2015	2016
<b>Department of State</b>	\$10,080.8	\$9,710.0	\$7,762.7
<b>Other USG Agencies</b>	\$9,673.4	\$13,790.5	\$1,309.1
<b>Department of Commerce</b>	\$265,160.1	\$260,899.3	\$261,253.6
BIS Licensed	\$807.1	\$1,408.2	\$1,190.9
BIS License Exceptions	\$4,463.0	\$5,548.3	\$5,330.7
NLR reporting an ECCN	\$37,827.8	\$40,244.5	\$48,371.2
NLR not reporting an ECCN	\$222,031.9	\$213,647.5	\$206,299.0
600-Series ".Y" Paragraph NLR	\$30.2	\$50.8	\$61.7

Values in Millions of U.S. Dollars. Source: Automated Export System May 22 2017



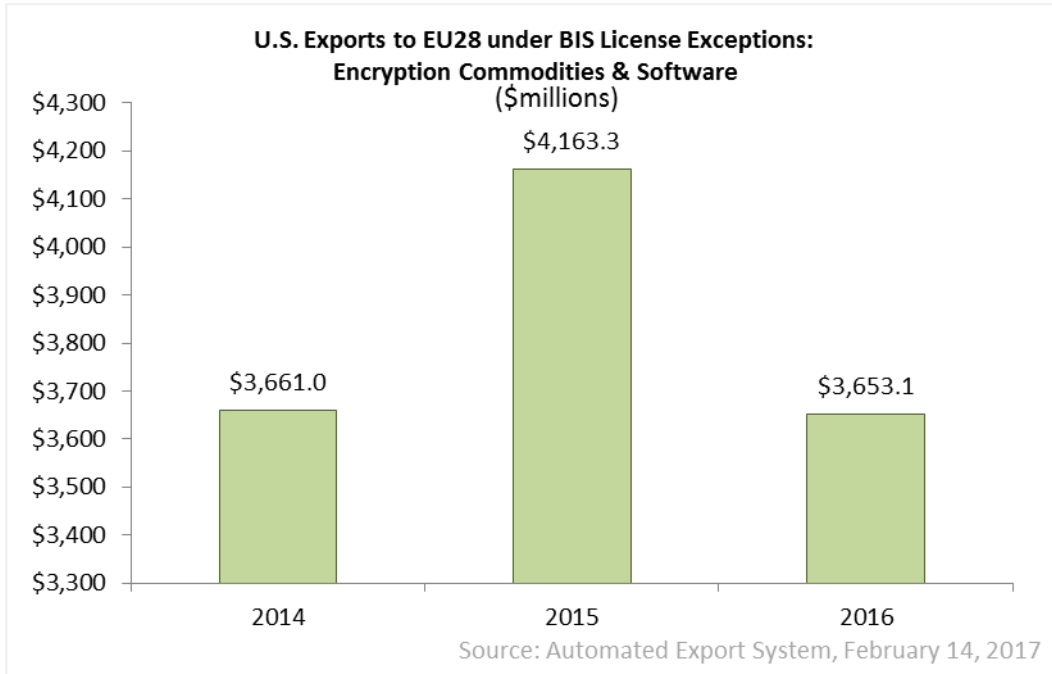


2016, U.S. exports to EU28 shipped under a BIS license exception totaled \$5.3 billion, a 3.9% (\$217.6 million) decrease from 2015. The top license exception Encryption commodities, Software and Technology (ENC) totaled \$3.6 billion (68.5% of all license exceptions).

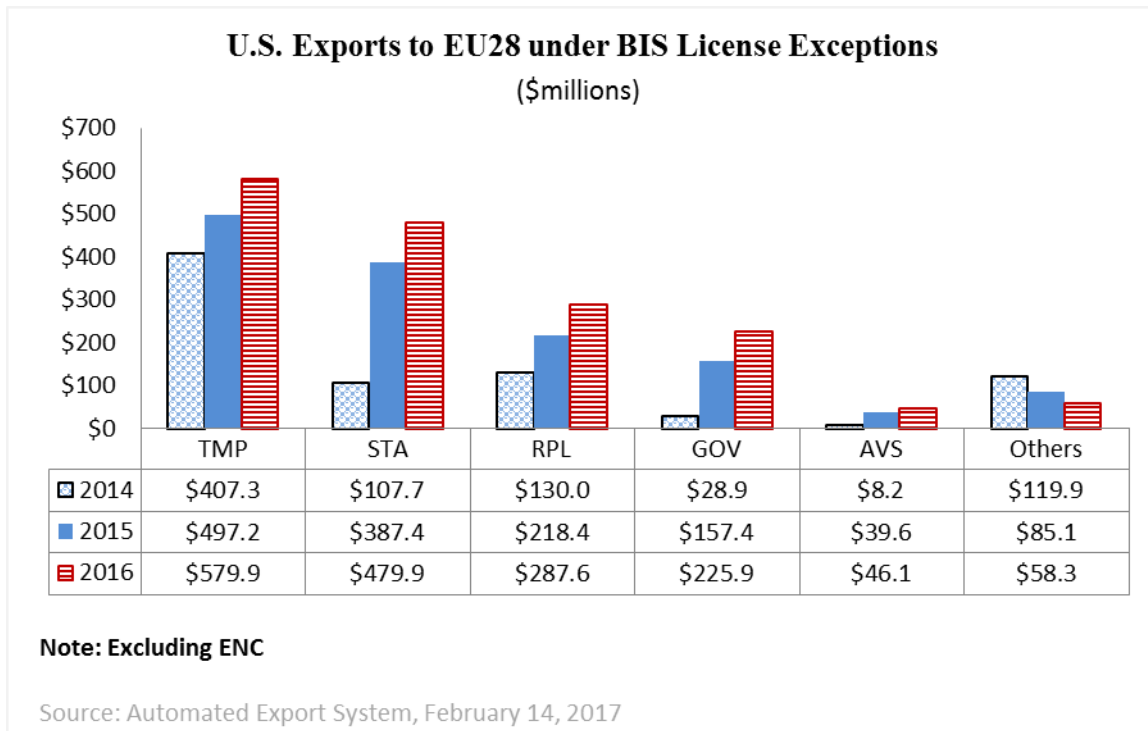




# U.S. Exports to the EU28 subject to Government Filing Requirements



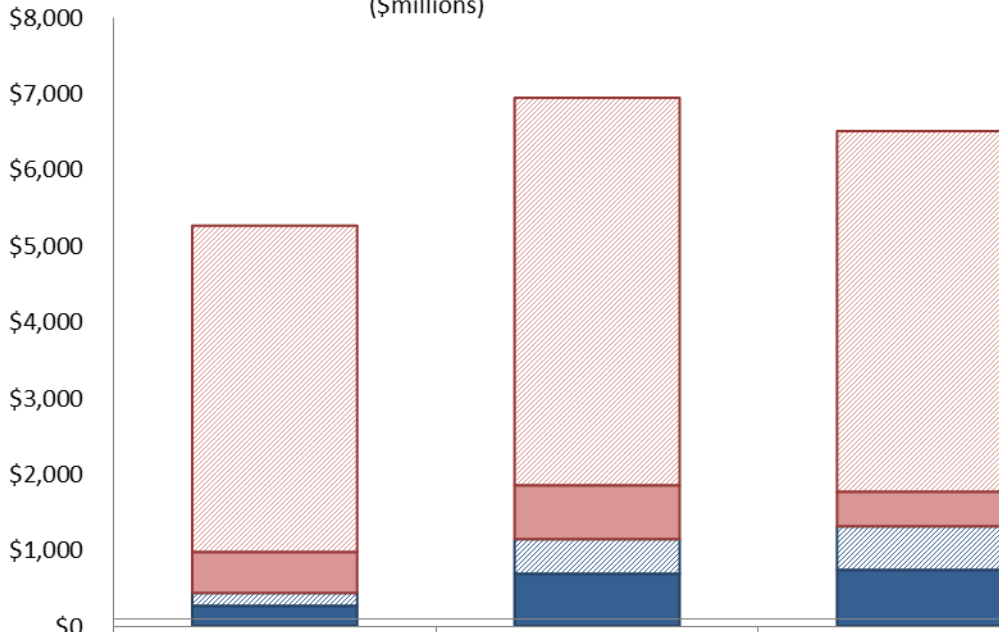
In 2016, U.S. exports to EU28 under BIS License Exception Strategic Trade Authorization increased by 23.9% from \$387.4 million to \$479.9 million.





**U.S. Exports of Legacy and Export Control Reform Commodities Subject to a License Requirement to EU28**

(\$millions)



	2014	2015	2016
Legacy License Exception	\$4,293.4	\$5,098.9	\$4,752.9
Legacy Licensed Exports	\$538.9	\$714.7	\$455.8
ECR License Exception	\$169.7	\$449.5	\$577.8
ECR Licensed Exports	\$268.2	\$693.5	\$735.1



# U.S. Exports to the EU28 subject to Government Filing Requirements

Top Ten ECCNs by Value to EU28 (\$millions)		
<b>LICENSED</b>	#1	9A610 Military Aircraft and Related Commodities
	#2	9A619 Military Gas Turbine Engines and Related Commodities
	#3	7A103 Instrumentation, Navigation Equip./Systems Not
	#4	9A001 Aero Gas Turbine Engines
	#5	3A611 Military Electronics
	#6	9A515 Spacecraft and Related Commodities
	#7	6A001 Acoustics
	#8	9A604 Commodities Related to Launch Vehicles, Missiles, Rockets, torpedoes, ...
	#9	1A613 Armored and Protective Equip., Constructions, and Components
	#10	1C111 Propellants and Constituent Chemicals

Top Ten ECCNs by Value to EU28 (\$millions)		
<b>EXCEPTIONS</b>	#1	5A002 Systems/Equip./Integrated Circuits for Info Sec
	#2	No ECCN No ECCN reported
	#3	9A515 Spacecraft and Related Commodities
	#4	9A610 Military Aircraft and Related Commodities
	#5	9A619 Military Gas Turbine Engines and Related Commodities
	#6	5B002 Test/Inspection/Production Equip for Information S
	#7	EAR99 Items subject to the EAR that are not elsewhere controlled
	#8	9A991 Aircraft and Certain Gas Turbine Engines N.E.S.
	#9	3A611 Military Electronics
	#10	7A994 Other "Software" as Follows (See List of Items Controlled).

Top Ten ECCNs by Value to EU28 (\$millions)		
<b>NLR with ECCN</b>	#1	9A991 Aircraft and Certain Gas Turbine Engines N.E.S.
	#2	5A992 Information Security Equip.
	#3	5A991 Transmission Items Not W/I Parameters In 5A001
	#4	7A994 Other "Software" as Follows (See List of Items Controlled).
	#5	3B991 Other Mfg/Test Equip. Not Controlled By 3B
	#6	4A994 Items Not Controlled By 4A001/4A002/4A003
	#7	3A999 Specific Processing Equip., N.E.S.
	#8	3B001 Epitaxial Equip. for Semiconductors
	#9	8A992 Underwater Systems Or Equip.
	#10	1C990 Fibrous and Filamentary Materials, Not Controlled By 1C010 Or 1C210, f...



# U.S. Exports to the EU28 subject to Government Filing Requirements

Top Ten ECCNs to EU28 by Shipment Count	
<b>LICENSED</b>	#1 9A610 Military Aircraft and Related Commodities
	#2 9A619 Military Gas Turbine Engines and Related Commodities
	#3 0A606 Ground Vehicles and Related Commodities
	#4 3A611 Military Electronics
	#5 7A103 Instrumentation, Navigation Equip./Systems Not
	#6 9A604 Commodities Related to Launch Vehicles, Missiles, Rockets, torpedoes, ...
	#7 7A002 Gyros and Specially Designed Components
	#8 3A001 Electronic Devices/Components
	#9 1C111 Propellants and Constituent Chemicals
	#10 0A987 Optical Sighting Devices for Firearms

Top Ten ECCNs to EU28 by Shipment Count	
<b>EXCEPTIONS</b>	#1 5A002 Systems/Equip./Integrated Circuits for Info Sec
	#2 9A610 Military Aircraft and Related Commodities
	#3 5D002 Software for Information Security
	#4 9A619 Military Gas Turbine Engines and Related Commodities
	#5 9A991 Aircraft and Certain Gas Turbine Engines N.E.S.
	#6 3A611 Military Electronics
	#7 EAR99 Items subject to the EAR that are not elsewhere controlled
	#8 7A994 Other "Software" as Follows (See List of Items Controlled).
	#9 3A001 Electronic Devices/Components
	#10 6A003 Cameras

Top Ten ECCNs to EU28 by Shipment Count	
<b>NLR with ECCN</b>	#1 9A991 Aircraft and Certain Gas Turbine Engines N.E.S.
	#2 5A992 Information Security Equip.
	#3 7A994 Other "Software" as Follows (See List of Items Controlled).
	#4 5A991 Transmission Items Not W/I Parameters In 5A001
	#5 3B991 Other Mfg/Test Equip. Not Controlled By 3B
	#6 4A994 Items Not Controlled By 4A001/4A002/4A003
	#7 2B999 Specific Processing Equip., N.E.S.
	#8 3A999 Specific Processing Equip., N.E.S.
	#9 3A992 General Purpose Electronic Equip.
	#10 3A991 Electronic Devices and Components

Source: Commerce U.S. Exports Exporter Support System, April 20, 2017





### III. Licensing to the EU28 subject to US Government Filing Requirements

In 2016, BIS reviewed 4,268 export/re-export applications (not including deemed export applications) valued at \$134.6 billion for EU28, out of a total of 33,195 applications worldwide valued at \$235.4 billion.

- Approved applications for EU28 totaled 3,635 (85.2% of the total applications) for \$133.7 billion, compared to the 28,214 (85.0%) approved applications for all destinations that totaled \$210.3 billion.

