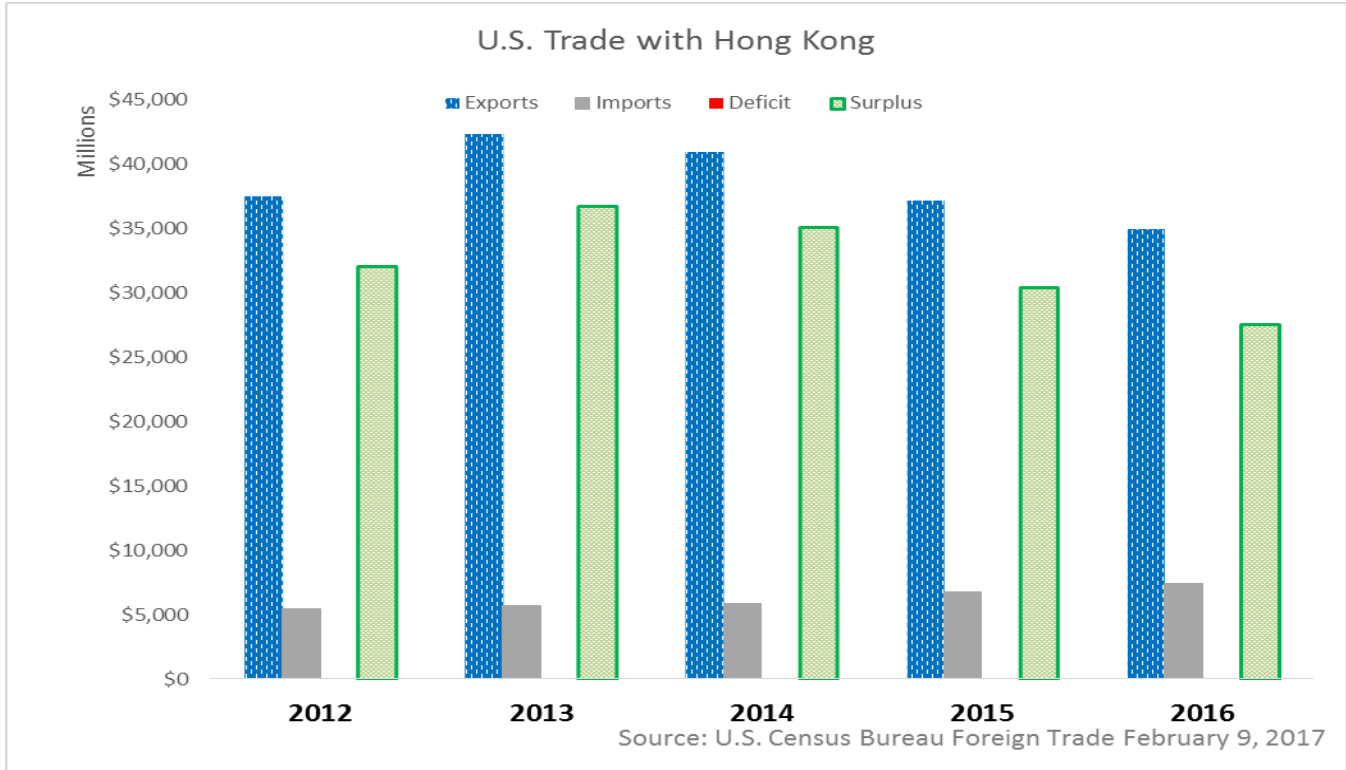




I. Total U.S. Trade with Hong Kong

In 2016, U.S. exports to Hong Kong totaled \$34.9 billion, a 6.1% (\$2.3 billion) decrease from 2015; U.S. imports from Hong Kong totaled \$7.4 billion, a 8.7% (\$590.7 million) increase; and the trade surplus was \$27.5 billion, a 9.4% (\$2.8 billion) decrease.



	2012	2013	2014	2015	2016	Five-year Average
EXPORTS	\$37,471.8	\$42,332.2	\$40,910.9	\$37,167.0	\$34,908.0	
<i>Δvalue</i>	\$1,073.0	\$4,860.4	-\$1,421.3	-\$3,743.9	-\$2,259.1	\$39,470.5
<i>Δpct</i>	2.9%	13.0%	-3.4%	-9.2%	-6.1%	
IMPORTS	\$5,455.6	\$5,654.1	\$5,897.2	\$6,795.6	\$7,386.3	
<i>Δvalue</i>	\$1,046.0	\$198.5	\$243.1	\$898.4	\$590.7	\$5,950.6
<i>Δpct</i>	28.2%	3.6%	4.3%	15.2%	8.7%	
BALANCE	\$32,016.2	\$36,678.1	\$35,013.7	\$30,371.4	\$27,521.7	
<i>Δvalue</i>	\$171.5	\$4,661.9	-\$1,664.5	-\$4,642.3	-\$2,849.7	\$33,519.9
<i>Δpct</i>	-0.5%	14.6%	-4.5%	-13.3%	-9.4%	

Values in Millions of U.S. Dollars. Source: U.S. Census Bureau Foreign Trade February 9, 2017



Office of Technology Evaluation **Statistical Analysis of U.S. Trade with Hong Kong**

Of the \$34.9 billion in U.S. exports to Hong Kong in 2016, the top commodity sectors were machinery and mechanical appliances (34.7%), stone, glass and semiprecious metals (27.7%) and agriculture products (11.6%).

Of the \$7.4 billion in U.S. imports from Hong Kong in 2016, the top commodity sectors were stone, glass and semiprecious metals (36.2%) and special classification items (27.0%).

Imports from HONG KONG by Sector	U.S. Commodity Trade with HONG KONG for 2016	US exports to HONG KONG by Sector
\$7,386,314,627	Total Value All Commodities	\$34,907,967,509
1.98%	Agriculture (Chapters 01-24)	11.64%
0.08%	Minerals (Chapters 25-27)	0.08%
4.44%	Chemicals, Plastics, Leather (Chapters 28-43)	7.00%
1.80%	Wood Products (Chapters 44-49)	0.59%
4.22%	Textiles and Footwear (Chapters 50-67)	0.59%
36.23%	Stone, Glass, & Semiprecious Metals (Chapters 68-71)	27.69%
1.88%	Base Metals (Chapters 72-83)	1.20%
0.00%	Machinery (Chapter 84-85)	34.67%
0.74%	Transportation (Chapters 86-89)	5.33%
1.95%	Optical, Measuring, Medical or Other instruments (Chapters 90-92)	5.00%
0.14%	Arms and Ammunition (Chapter 93)	0.01%
3.57%	Miscellaneous Manufactured Items (Chapter 94-96)	0.65%
0.65%	Art & Antiques (Chapter 97)	3.57%
27.00%	Special Items (Chapters 98-99** imports only 98)	1.74%

Source: US Census Bureau, February 9, 2017



II. Exports to Hong Kong subject to US Government Filing Requirements

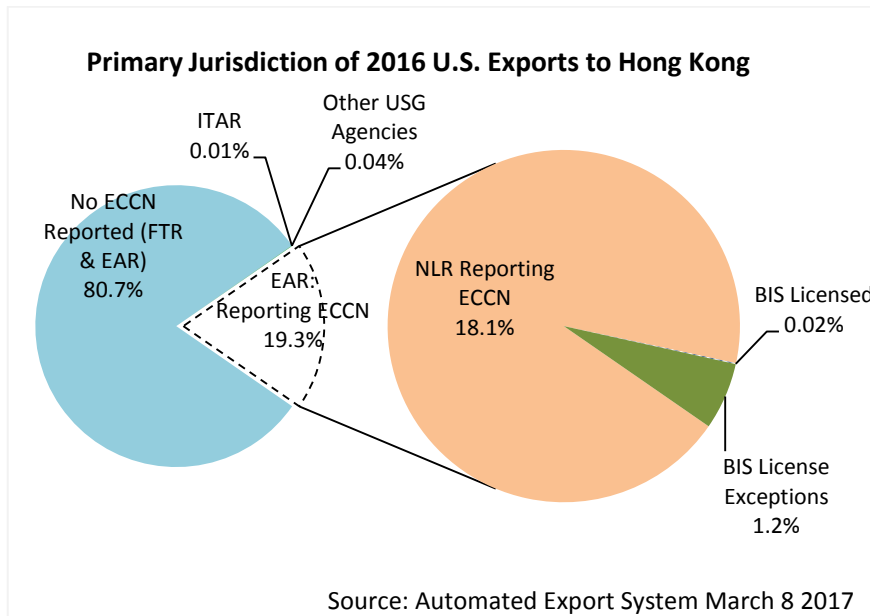
Of the \$34.9 billion in U.S. exports to Hong Kong in 2016:

- 1.2% were subject to a BIS license requirement
 - 0.02% were exported under a BIS license; Worldwide, 0.5% were exported under a BIS license.
 - 1.2% were exported under a BIS license exception; Worldwide, 1.6% were exported under a BIS license exception.
- 18.1% were exported under No License Required with an ECCN; Worldwide, 12.2% were exported under No License Required with an ECCN.

	2014	2015	2016
Department of State	\$237.0	\$2.6	\$4.9
Other USG Agencies	\$23.2	\$8.2	\$14.5
Department of Commerce	\$40,650.7	\$37,156.3	\$34,888.6
BIS Licensed	\$5.6	\$5.8	\$5.8
BIS License Exceptions	\$472.9	\$453.7	\$414.4
NLR reporting an ECCN	\$5,292.9	\$5,320.9	\$6,303.4
NLR not reporting an EC	\$34,879.2	\$31,375.9	\$28,164.9
600-Series ".Y" Paragra	\$0.01	\$0.02	\$0.04

Values in Millions of U.S. Dollars. Source: Automated Export System March 8 2017

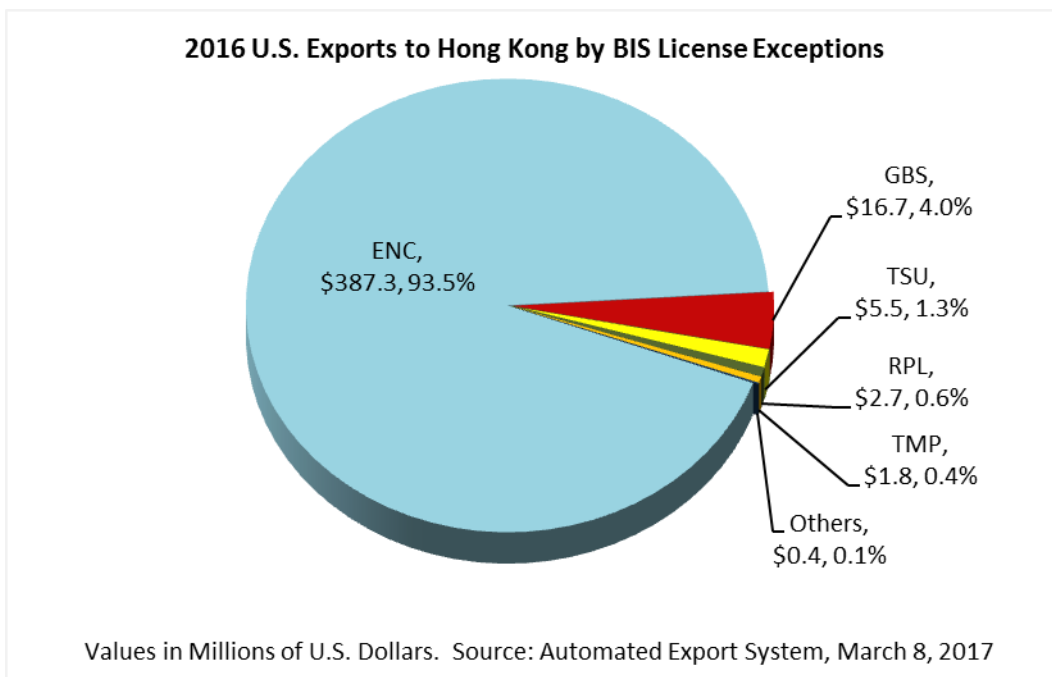
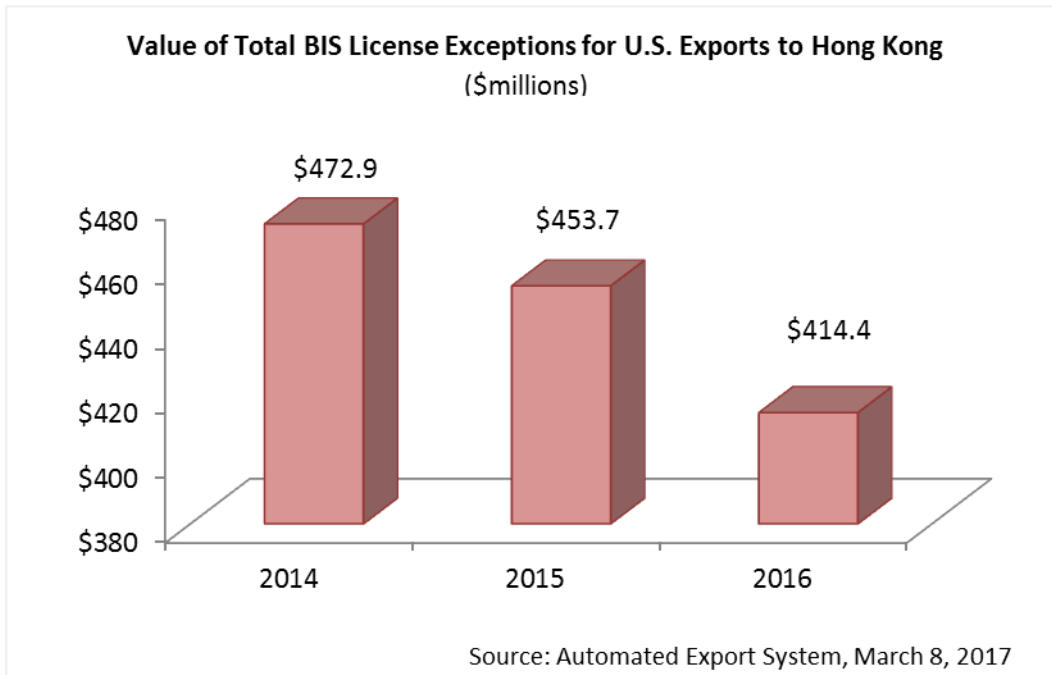
Reasons for Control	Chemical and Biological Weapons			Nuclear Nonproliferation		National Security		Missile Tech	Regional Stability		Firearms Convention	Crime Control			Anti-Terrorism	
	CB:1	CB:2	CB:3	NP:1	NP:2	NS:1	NS:2	MT:1	RS:1	RS:2	FC:1	CC:1	CC:2	CC:3	AT:1	AT:2
Hong Kong	X	X		X		X	X	X	X	X		X		X		





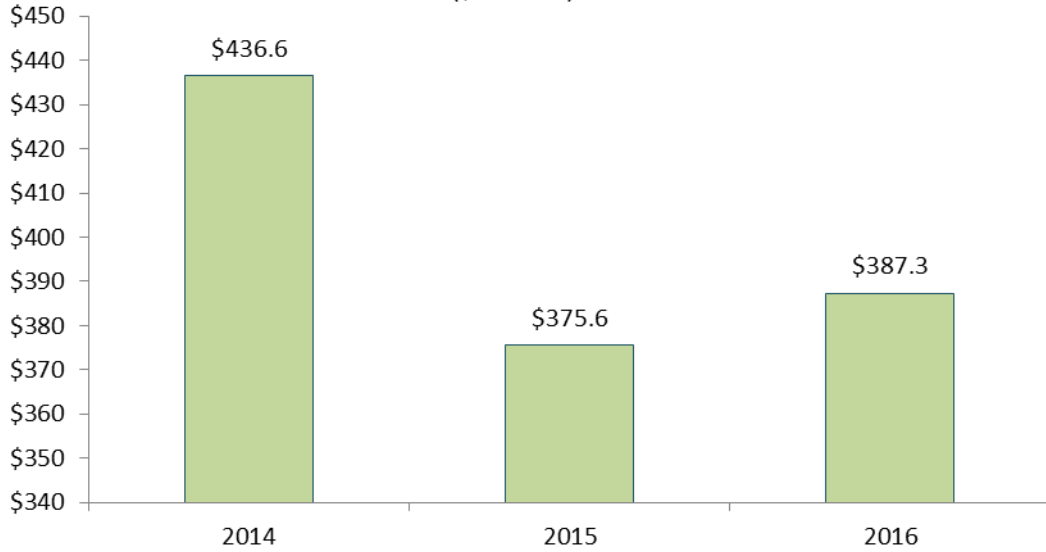
Analysis of Exports to Hong Kong subject to US Government Filing Requirements

In 2016, U.S. exports to Hong Kong shipped under a BIS license exception totaled \$414.4 million, a 8.7% (\$39.3 million) decrease from 2015. The top license exception Encryption commodities, Software and Technology (ENC) totaled \$387.3 million (93.5% of all license exceptions).



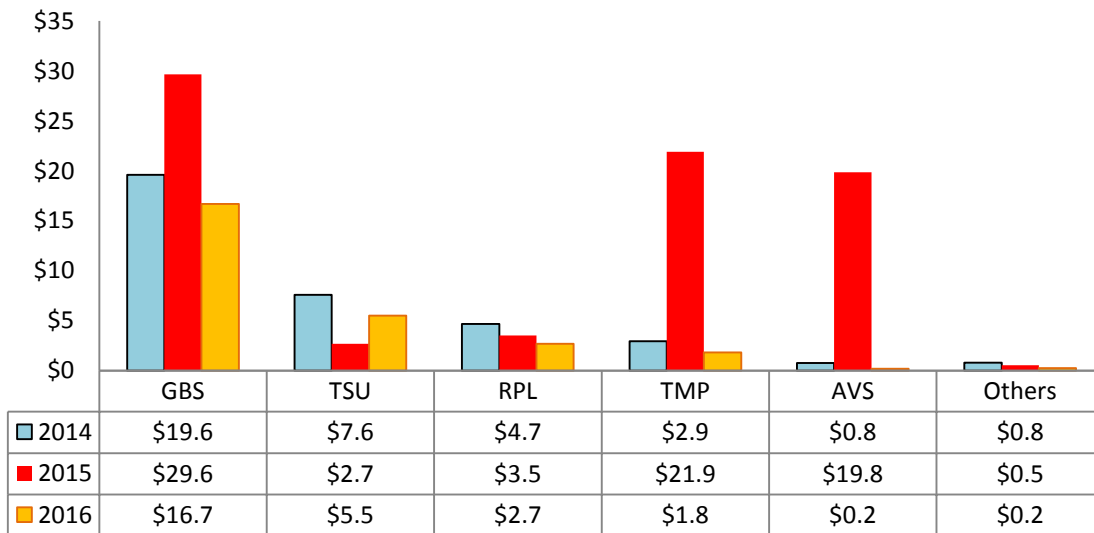


U.S. Exports to Hong Kong under BIS License Exception: Encryption Commodities & Software
(\$millions)



Source: Automated Export System, February 14, 2017

U.S. Exports to Hong Kong under BIS License Exceptions
(\$millions)



Note: Excluding ENC

Source: Automated Export System, February 14, 2017



Analysis of Exports to Hong Kong subject to US Government Filing Requirements

Top Ten ECCNs by Value to Hong Kong (\$million)		
LICENSED	#1	3A233 Mass Spectrometers
	#2	1A613 Armored and Protective Equip., Constructions, and Components
	#3	1A004 Protective and Detection Equip.
	#4	3A001 Electronic Devices/Components
	#5	7A103 Instrumentation, Navigation Equip./Systems Not
	#6	5A002 Systems/Equip./Integrated Circuits for Info Sec
	#7	3B001 Epitaxial Equip. for Semiconductors
	#8	0A987 Optical Sighting Devices for Firearms
	#9	1C008 Non-Fluorinated Polymeric Substances
	#10	6A003 Cameras

Top Ten ECCNs by Value to Hong Kong (\$million)		
EXCEPTIONS	#1	5A002 Systems/Equip./Integrated Circuits for Info Sec
	#2	3A001 Electronic Devices/Components
	#3	5D002 Software for Information Security
	#4	5D992 Software Not Controlled By 5D002
	#5	5B002 Test/Inspection/Production Equip for Information S
	#6	7A103 Instrumentation, Navigation Equip./Systems Not
	#7	N/A ECCN not reported
	#8	EAR99 Items subject to the EAR that are not elsewhere controlled
	#9	9A991 Aircraft and Certain Gas Turbine Engines N.E.S.
	#10	4A003 "Digital Computers," "Electronic assemblies" and Related Equip. theref...

Top Ten ECCNs by Value to Hong Kong (\$million)		
NLR with ECCN	#1	5A991 Transmission Items Not W/I Parameters In 5A001
	#2	9A991 Aircraft and Certain Gas Turbine Engines N.E.S.
	#3	5A992 Information Security Equip.
	#4	3A991 Electronic Devices and Components
	#5	7A994 Other "Software" as Follows (See List of Items Controlled).
	#6	4A994 Items Not Controlled By 4A001/4A002/4A003
	#7	3A999 Specific Processing Equip., N.E.S.
	#8	3A992 General Purpose Electronic Equip.
	#9	3B991 Other Mfg/Test Equip. Not Controlled By 3B
	#10	8A992 Underwater Systems Or Equip.



Analysis of Exports to Hong Kong subject to US Government Filing Requirements

Top Ten ECCNs to Hong Kong by Shipment Count		
LICENSED	#1	3A001 Electronic Devices/Components
	#2	1A004 Protective and Detection Equip.
	#3	5A002 Systems/Equip./Integrated Circuits for Info Sec
	#4	0A987 Optical Sighting Devices for Firearms
	#5	6A005 Optical Equip. (Lasers)
	#6	1C351 Human and Animal Pathogens and toxins
	#7	3A233 Mass Spectrometers
	#8	2B350 Chemical Manufacturing Facilities and Equip.
	#9	9E515 Technology Required for the Development, Production, Operation, Instal...
	#10	1A613 Armored and Protective Equip., Constructions, and Components

Top Ten ECCNs to Hong Kong by Shipment Count		
EXCEPTIONS	#1	5A002 Systems/Equip./Integrated Circuits for Info Sec
	#2	5D002 Software for Information Security
	#3	3A001 Electronic Devices/Components
	#4	7A103 Instrumentation, Navigation Equip./Systems Not
	#5	5D992 Software Not Controlled By 5D002
	#6	EAR99 Items subject to the EAR that are not elsewhere controlled
	#7	N/A ECCN not reported
	#8	9A991 Aircraft and Certain Gas Turbine Engines N.E.S.
	#9	4A003 "Digital Computers," "Electronic assemblies" and Related Equip. theref...
	#10	5B002 Test/Inspection/Production Equip for Information S

Top Ten ECCNs to Hong Kong by Shipment Count		
NLR with ECCN	#1	5A991 Transmission Items Not W/I Parameters In 5A001
	#2	9A991 Aircraft and Certain Gas Turbine Engines N.E.S.
	#3	5A992 Information Security Equip.
	#4	3A991 Electronic Devices and Components
	#5	7A994 Other "Software" as Follows (See List of Items Controlled).
	#6	4A994 Items Not Controlled By 4A001/4A002/4A003
	#7	3A999 Specific Processing Equip., N.E.S.
	#8	3A992 General Purpose Electronic Equip.
	#9	5B991 Telecommunications Test Equip.
	#10	3B991 Other Mfg/Test Equip. Not Controlled By 3B

Source: Commerce U.S. Exports Exporter Support System, April 20, 2017

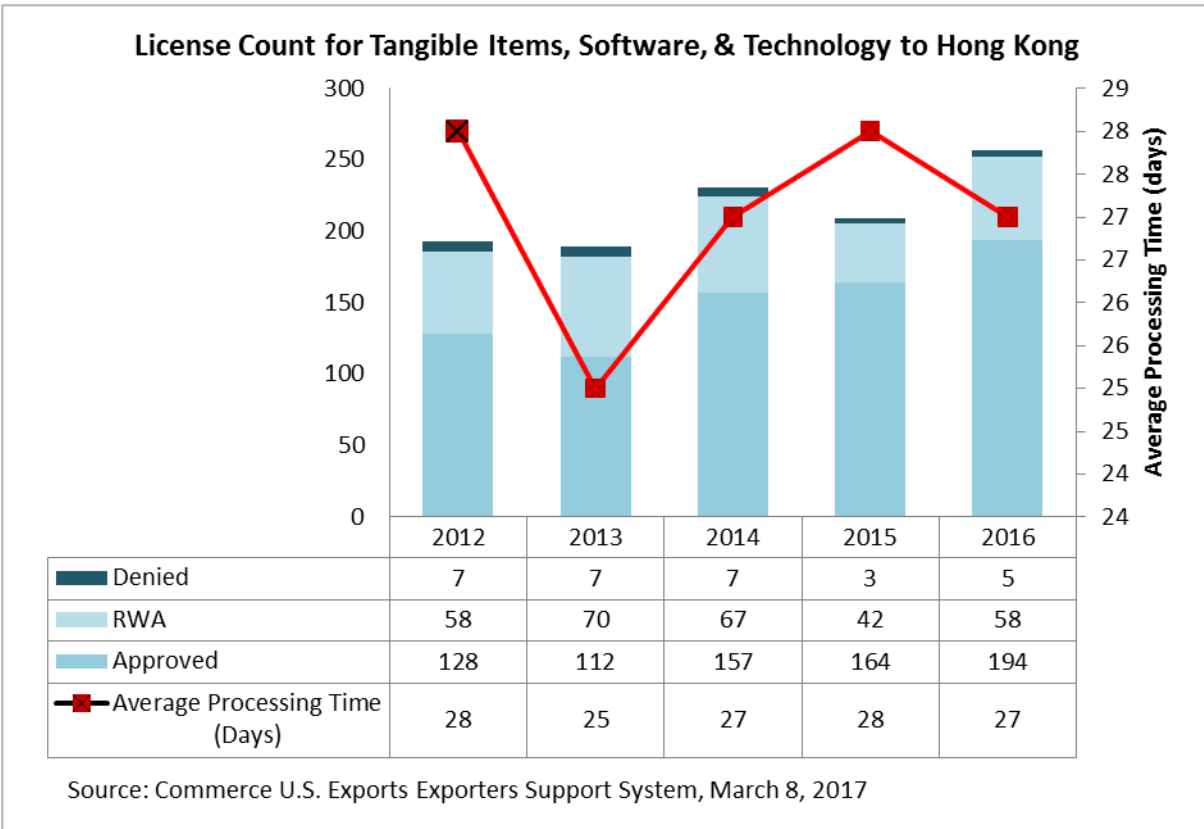


BIS Licensing to Hong Kong

III. Licensing to Hong Kong subject to US Government Filing Requirements

In 2016, BIS reviewed 257 export/re-export applications (not including deemed export applications) valued at \$374.8 million for Hong Kong, out of a total of 33,195 applications worldwide valued at \$235.4 billion.

- Approved applications for Hong Kong totaled 194 (75.5% of the total applications) for \$326.0 million, compared to the 28,214 (85.0%) approved applications for all destinations that totaled \$210.3 billion.



Note: Figures above do not include deemed export applications



BIS Licensing to Hong Kong

