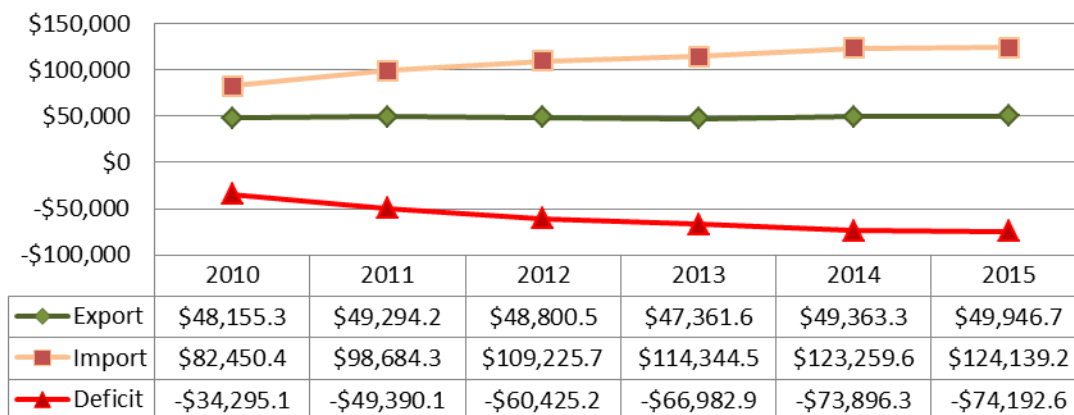


Statistical Analysis of U.S. Trade with Germany for Calendar Year 2015

I. The U.S Trade with Germany¹

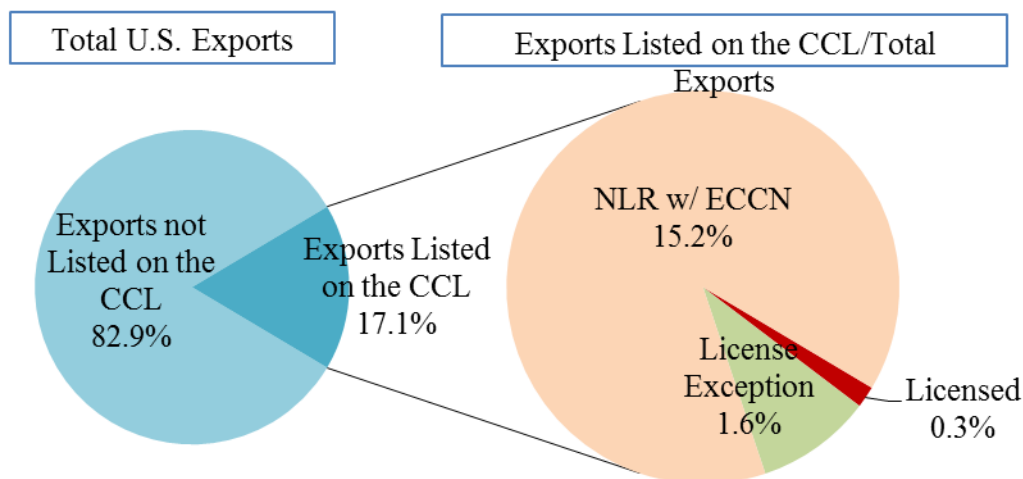
U.S. Trade with Germany 2010-2015
\$millions



In 2015, the U.S. exports to Germany were \$49.9 billion, a 1.2% (\$583.4 million) increase from 2014; the U.S. imports from Germany were \$124.1 billion, a 0.7% (\$879.6 million) increase; and the trade deficit was \$74.2 billion, a 0.4% (\$296.3 million) increase.

II. Impact of BIS Export Controls on U.S.- Germany Trade²

2015 U.S. Exports to Germany



Note: For the purpose of this report, exports not listed on the Commerce Control List (CCL) include EAR99 items and items under No License Required (NLR) designation without an Export Control Classification Number (ECCN), and exports regulated by other government agencies.

¹ Source: U.S. Census Bureau Trade Statistics, March 2016.

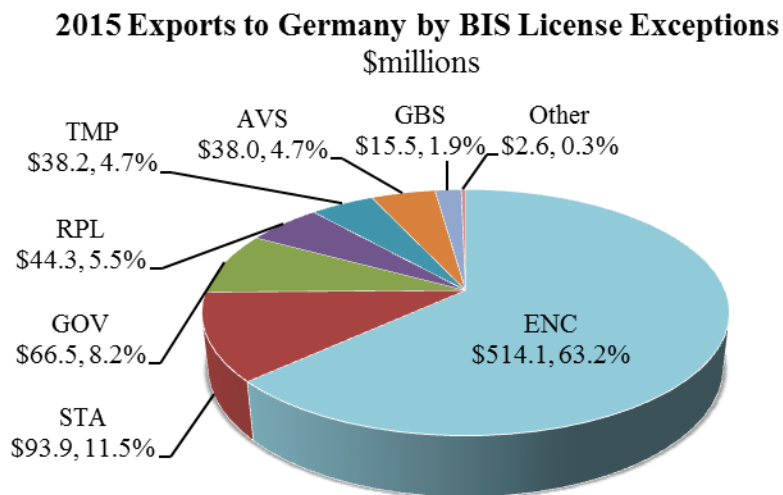
² Source: U.S. Census Bureau Trade Statistics and Automated Export System (AES), March 2016.

Of the \$49.9 billion in U.S. exports to Germany in 2015, only 0.3% required *a BIS license*.

Of the \$8.5 billion in U.S. exports *of items listed on the Commerce Control List (CCL)*³ to Germany, 1.8% required a license in 2015.

Of the \$965.2 million in U.S. exports *subject to a BIS license requirement* to Germany in 2015, 84.2% were exported under a license exception.

In 2015, the U.S. exports to Germany shipped under a BIS license exception valued \$813.1 million, of which, 63.2% included Encryption Commodities, Software and Technology (ENC), followed by Strategic Trade Authorization (STA) at 11.5%.



ENC	Encryption Commodities, Software and Technology
STA	Strategic Trade Authorization
GOV	Government and International Organizations
RPL	Servicing and Replacement of Parts and Equipment
TMP	Temporary Imports, Exports, Re-exports, and Transfer (in-country)
AVS	Aircraft and Vessels
GBS	Shipments to Group B Countries

³ Items listed on the CCL include licensed, license exceptions and NLR with an ECCN and .y 600-series.

III. 2015 Trends in Exports by ECCN and License Designation⁴

Top Four Exports by ECCNs to Germany by Value – Licensed (\$millions)

ECCN	Description	Value
9A610	Military aircraft and related commodities	\$60.6
7A103	Instrumentation, Navigation Equipment and Systems	\$32.8
9A001	Aero gas turbine engines	\$16.0
9A619	Military gas turbine engines and related commodities	\$9.5

Top Four Exports by ECCNs to Germany by Shipment Count – Licensed

ECCN	Description	Shipment Count
9A610	Military aircraft and related commodities	1,269
9A619	Military gas turbine engines and related commodities	322
0A606	Ground vehicles and related commodities	268
7A103	Instrumentation, Navigation Equipment and Systems	263

Top Four Exports by ECCNs to Germany by Value – License Exception (\$millions)

ECCN	Description	Value
5A002	Information Security Systems Equipment	\$505.2
9A001	Aero gas turbine engines	\$78.6
9A610	Military aircraft and related commodities	\$39.7
9A991	Aircraft and gas turbine engines and "parts" and "components"	\$26.4

Top Four Exports by ECCNs to Germany by Value – NLR (\$millions)

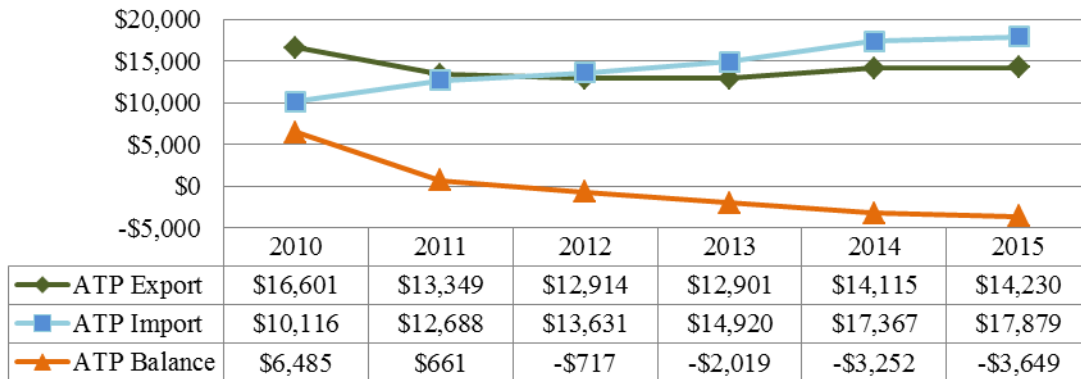
ECCN	Description	Value
9A991	Aircraft and gas turbine engines and "parts" and "components"	\$5,338.8
5A992	Low-Level Information Security Systems and Equipment	\$293.6
5A991	Telecommunication equipment not controlled by 5A001	\$252.1
7A994	Other navigation direction finding and airborne communication equipment	\$196.6

⁴ Source: AES, March 2016.

IV. Analysis of U.S.- Germany Trade in Advanced Technology Products (ATP)⁵

U.S. ATP Trade with Germany 2010 - 2015

\$millions



In 2015, the U.S. ATP exports to Germany valued \$14.2 billion, a 0.8% (\$115 million) increase from 2014; the U.S. ATP imports from Germany were \$17.9 billion, a 2.9% (\$512 million) increase; and the trade deficit was \$3.6 billion, a 12.2% (\$397 million) increase.

U.S. ATP Exports to Germany 2010-2015

\$millions

ATP Category	2010	2011	2012	2013	2014	2015	% of the Total	% change from 2014
Biotechnology	3,708	614	788	630	650	737	5.2%	13.4%
Life Science	2,607	2,513	2,602	2,489	2,560	2,412	17.0%	-5.8%
Opto-Electronics	1,008	718	514	457	485	431	3.0%	-11.1%
Information & Communications	1,923	1,962	2,081	2,069	2,264	2,388	16.8%	5.5%
Electronics	871	844	661	686	811	746	5.2%	-8.0%
Flexible Manufacturing	778	757	589	496	448	467	3.3%	4.2%
Advanced Materials	86	87	64	79	82	77	0.5%	-6.1%
Aerospace	5,408	5,686	5,716	5,869	6,607	6,799	47.8%	2.9%
Weapons	149	65	85	68	152	81	0.6%	-46.7%
Nuclear Technology	60	101	86	78	56	92	0.6%	64.3%
Grand Total	16,601	13,349	12,914	12,901	14,115	14,230	100.0%	0.8%

In 2015, the largest categories of the U.S. ATP exports to Germany were comprised of Aerospace at \$6.8 billion (47.8% of the total ATP exports); Life Science at \$2.4 billion (17.0%); and Information & Communications at \$2.4 billion (16.8%).

In 2015, 28.5% (\$14.2 billion) of U.S. exports to Germany were considered ATP items. Of these, 0.7% required a *BIS license*.

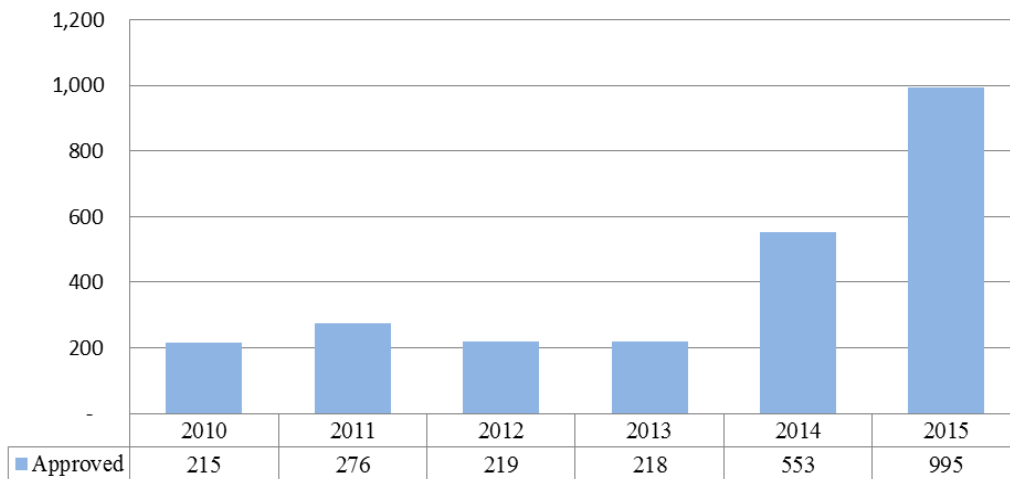
Of the \$776.6 million in U.S. *ATP exports subject to a BIS license requirement* to Germany in 2015, 86.4% were exported under a license exception.

⁵ Source: U.S. Census Bureau Trade Statistics, March 2016.

Advanced Technology Products: about 500 of some 22,000 commodity classification codes contain products from a recognized high technology category (e.g., biotechnology).

V. 2015 Trends in Germany Licensing⁶

**Licenses for Tangible Items, Software and Technology Germany By Count
2010-2015**



**Licenses for Tangible Items, Software and Technology for Germany
2010-2015
\$millions**



Note: Figure above does not include deemed export applications.

In 2015, BIS reviewed 1,155 export/re-export applications (not including deemed export applications) valued at \$6.3 billion for Germany, out of a total of 35,018 applications worldwide valued at \$561.3 billion.

- Approved applications for Germany totaled 995 (86.1% of the total applications) for \$6.3 billion, compared to the 29,283 (83.6%) approved applications valued at \$505.1 billion for all destinations.

Additionally, BIS approved 13 deemed export applications for Germany, compared to 1,211 approved worldwide.

⁶ Source: Commerce U.S. Exports Exporter Support System, March 2016.