

BIS Licensing of 600-series, 9x515 and Firearms Items

October 15, 2013, to December 31, 2021

Since October 15, 2013, certain items that were determined not to warrant control on the United States Munitions List (USML) have moved to the Commerce Control List (CCL), creating 600-series ECCNs, 9x515 ECCNs for Spacecrafts and Satelites, and ECCNs for firearms items.

From October 15, 2013, to December 31, 2021, BIS has processed a total of 126,421¹ applications for 600-series, 9x515 and Firearms items. Of these, 103,760 applications were for 600-series items, 7,159 were for 9x515 items and 15,502 were for Firearms items.

Of 103,760 applications for 600-series items:

- Approved applications were 93,631, 90.2% of the total.
- Returned without action (RWA) were 9,828, 9.5% of the total; and
- Denied applications were 301, 0.3% of the total.

Of 7,159 applications for 9x515 items:

- Approved applications were 6,113, 85.4% of the total.
- RWA were 929, 13.3% of the total; and
- Denied applications were 117, 1.6% of the total.

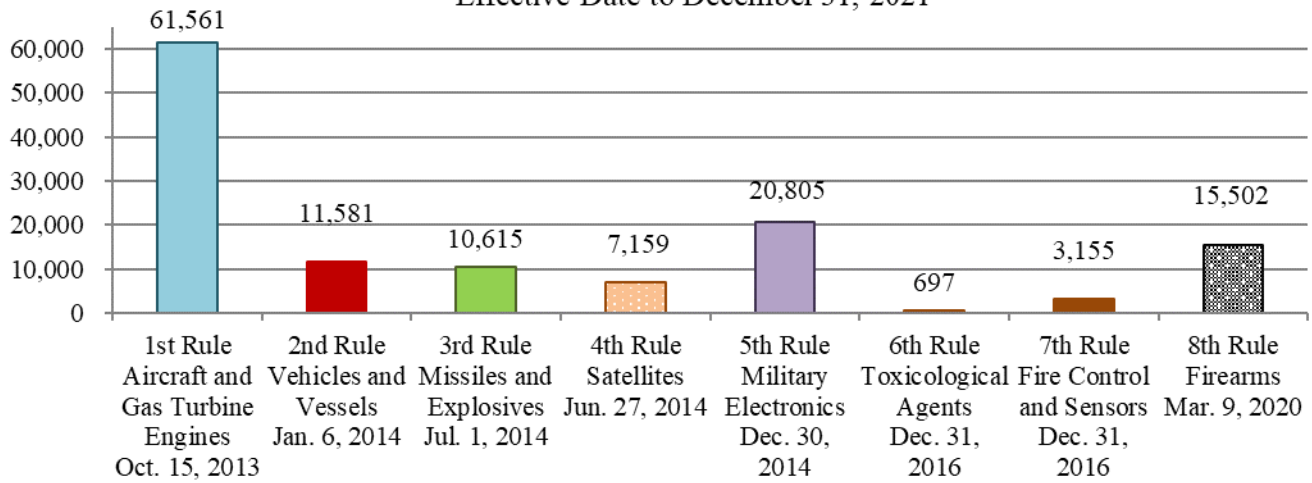
Of 15,502 applications for Firearms items:

- Approved applications were 14,621, 94.3% of the total.
- RWA were 803, 5.2% of the total; and
- Denied applications were 75, 0.5% of the total.

¹ Note: This number is for the total applications. It is slightly smaller than the sum of applications by each rule, because license applications containing multiple ECCNs may be associated with more than one regulatory change. For instance, a single license application containing 9A610 and 0A606 items would be counted in both the 1st rule which contains 9A610 and the 2nd rule which contains 0A606.

BIS License Applications for 600-Series, 9x515 and Firearms Items by Count

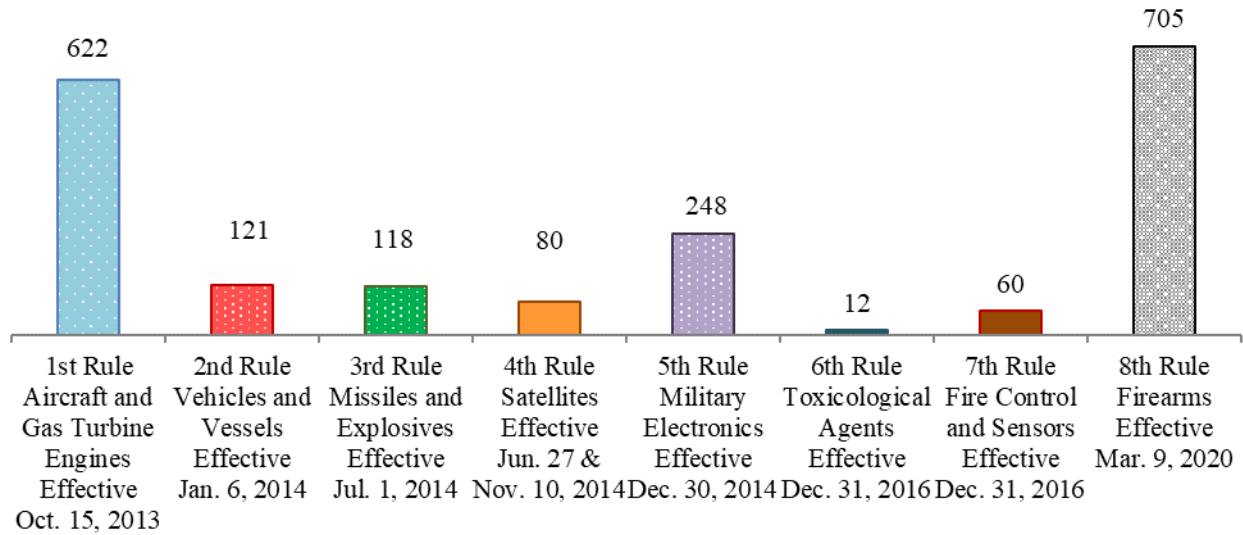
Effective Date to December 31, 2021



Source: Commerce U.S. Exports Exporter Support System, retrieved on February 2, 2022

BIS Average Monthly Applications for USML to CCL Regulatory Changes

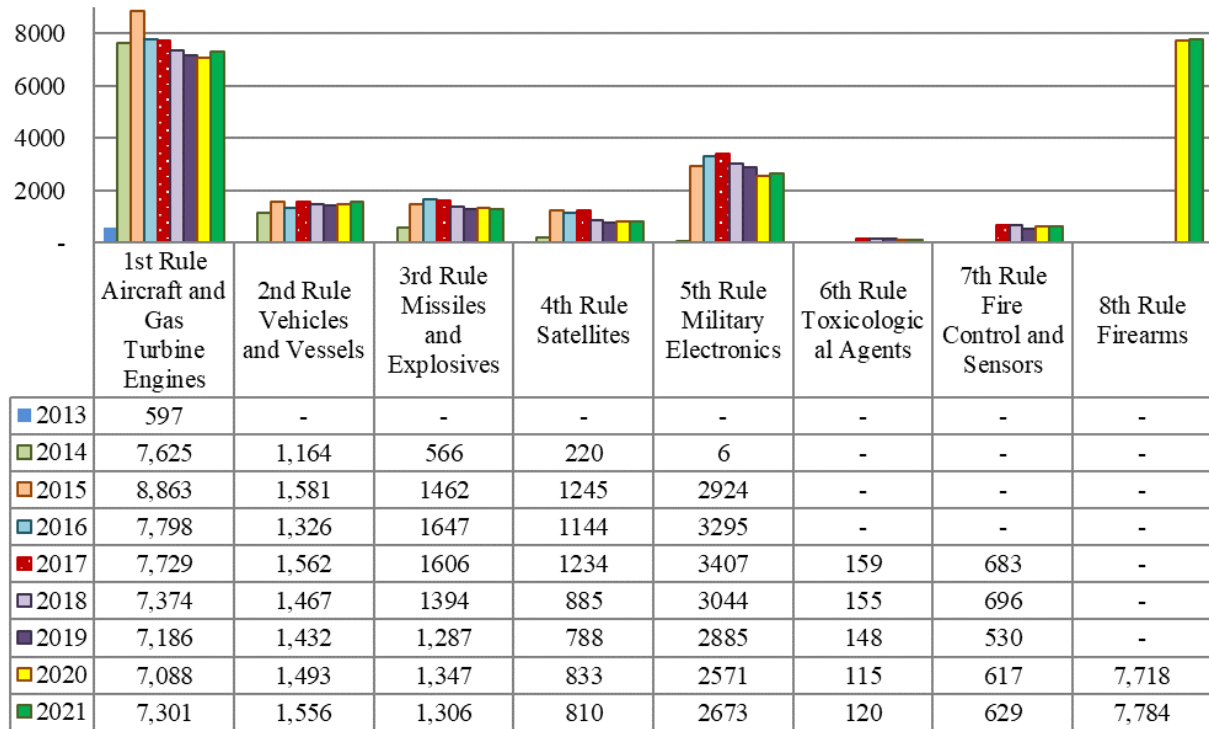
October 15, 2013 to December 31, 2021



Source: Commerce U.S. Exports Exporter Support System, retrieved on February 2, 2022

BIS License Applications for 600-Series, 9x515 and Firearms Items by Year

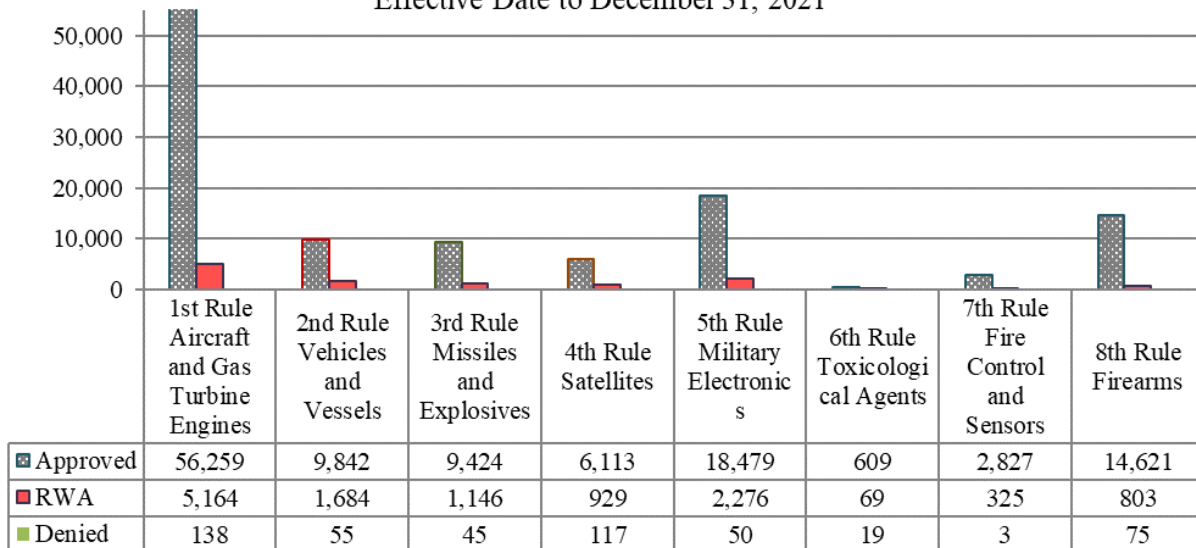
Effective Date to December 31, 2021



Source: Commerce U.S. Exports Exporter Support System, February 2, 2022

BIS License Applications for 600-Series, 9x515 and Firearm Items by Decisions

Effective Date to December 31, 2021



Source: Commerce U.S. Exports Exporter Support System, February 2, 2022

From October 15, 2013, to December 31, 2021, BIS has processed applications for 600-series, 9x515 and Firearms items for a total value of \$481.3 billion. Of these, \$242.6 billion for 600-series items, \$132.4 billion for 9x515 items, and \$106.3 billion for Firearms items.

Of \$242.6 billion for 600-series items:

- Approved applications valued at \$224.3 billion, 92.4% of the total application value.
- Returned without action (RWA) valued at \$17.7 billion, 7.3% of the total; and
- Denied applications valued at \$652.9 million, 0.3% of the total.

Of \$132.4 billion for 9x515 items:

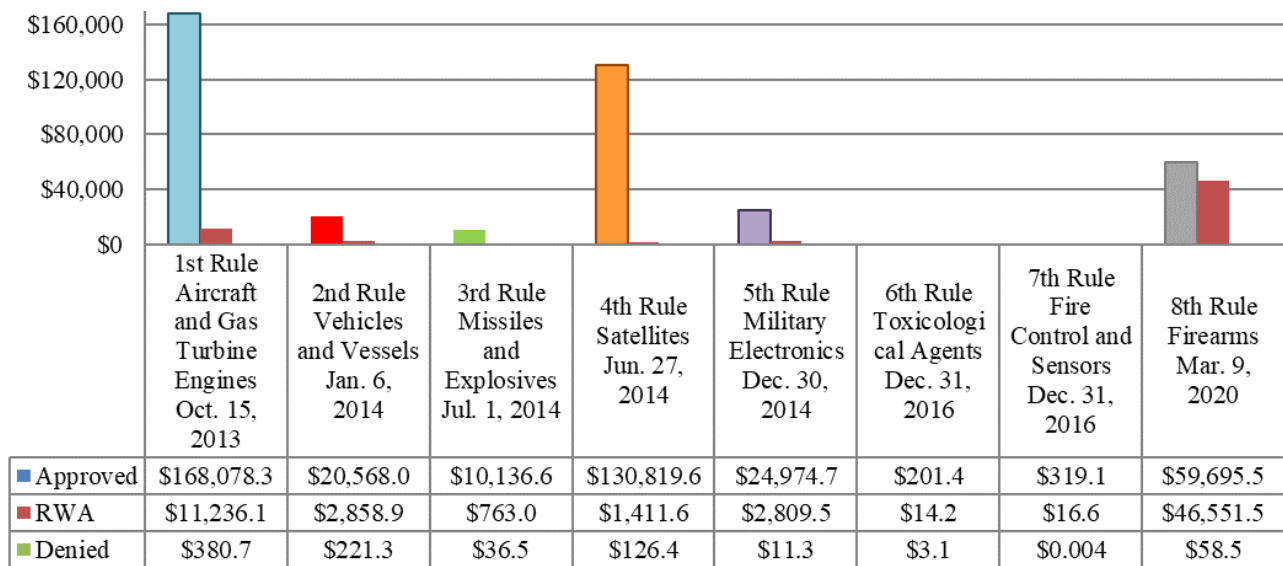
- Approved applications valued at \$130.8 billion, 98.8% of the total application value.
- Returned without action (RWA) valued at \$1.4 billion, 1.1% of the total; and
- Denied applications valued at \$126.4 million, 0.1% of the total.

Of \$106.3 billion for Firearms items:

- Approved applications valued at \$59.7 billion, 56.2% of the total application value.
- Returned without action (RWA) valued at \$46.5 billion, 43.8% of the total; and
- Denied applications valued at \$58.5 million, 0.1% of the total.

BIS License Applications for 600-Series, 9x515 and Firearms Items by Value

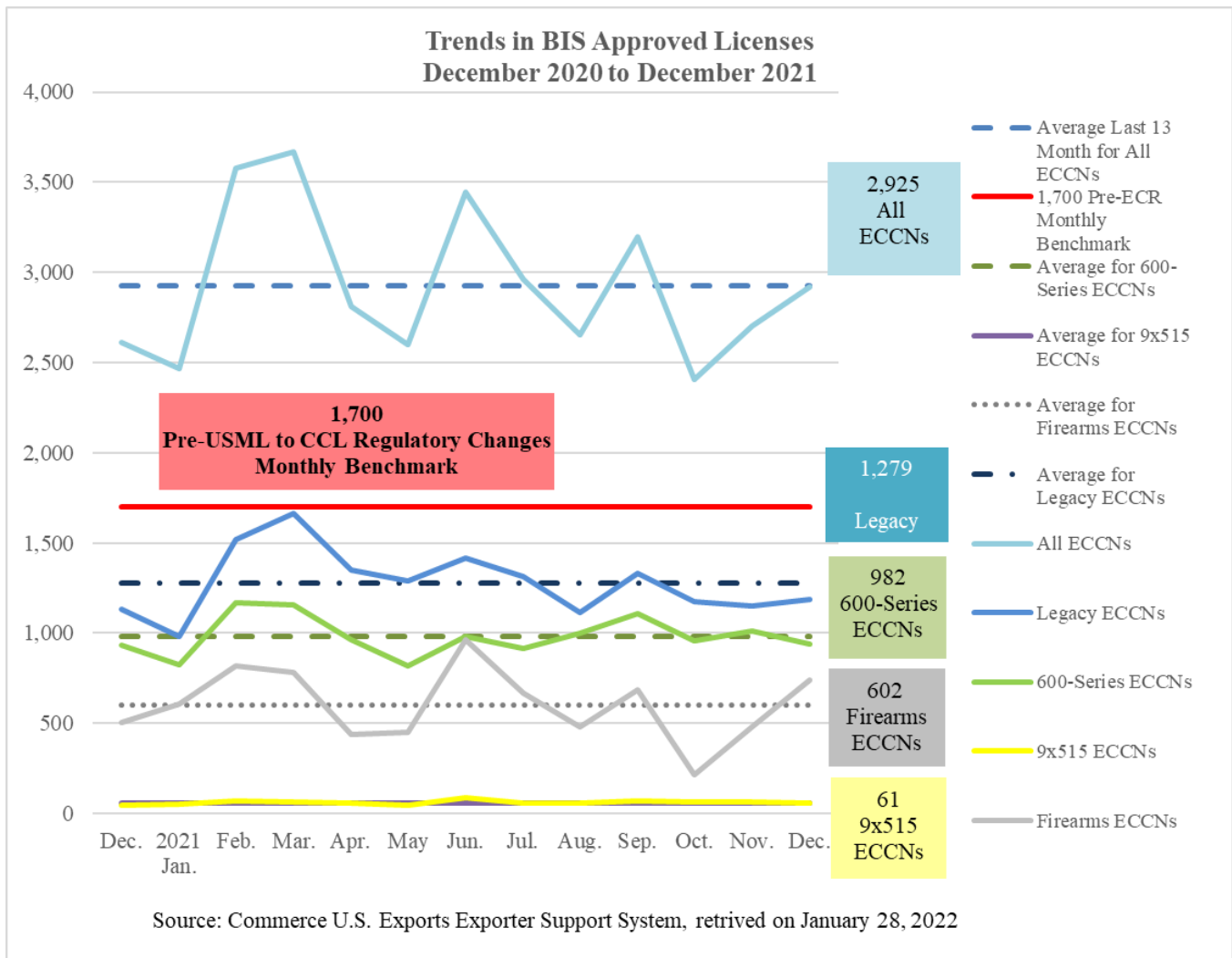
Effective Date to December 31, 2021
\$million



Source: Commerce U.S. Exports Exporter Support System, February 2, 2022

In the last 13 months from December 2020 to December 2021, the average monthly BIS license approvals for all ECCNs are 2,925, indicating an increase of 72.0% from the average monthly approvals of 1,700 during the fiscal year 2012 to 2013, prior to the first regulatory change from the USML to the CCL became effective on October 15, 2013:

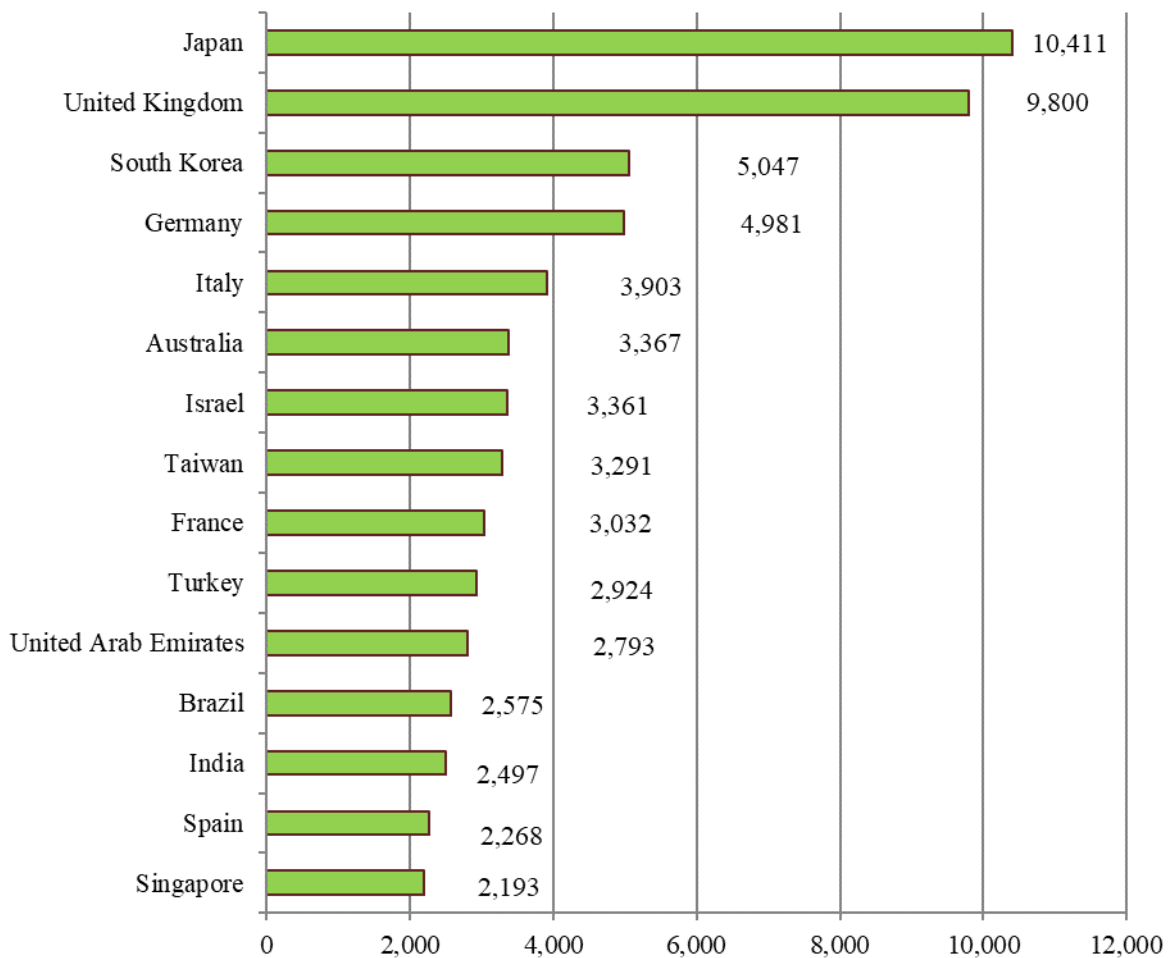
- For 600-Series items, the average monthly license approvals are 982.
- For 9x515 items, the average monthly license approvals are 61.
- For Firearms items, the average monthly license approvals are 602; and
- For legacy ECCNs, the average monthly license approvals are 1,279.



Top Destinations and Top ECCNs of BIS Approved Licenses for 600-Series Items

Of the total 93,631 BIS approved licenses for 600-series items from October 15, 2013, to December 31, 2021, 62,443 (66.7% of the total approved licenses) were issued for exports to the top 15 destinations by license count. The top destinations were Japan with 10,411 approved licenses (11.1% of the total); the United Kingdom with 9,800 (10.5%), and South Korea with 5,047 (5.4%).

**Top Fifteen Destinations of BIS Approved Licenses
 for 600-Series Items by License Count
 October 15, 2013 to December 31, 2021**



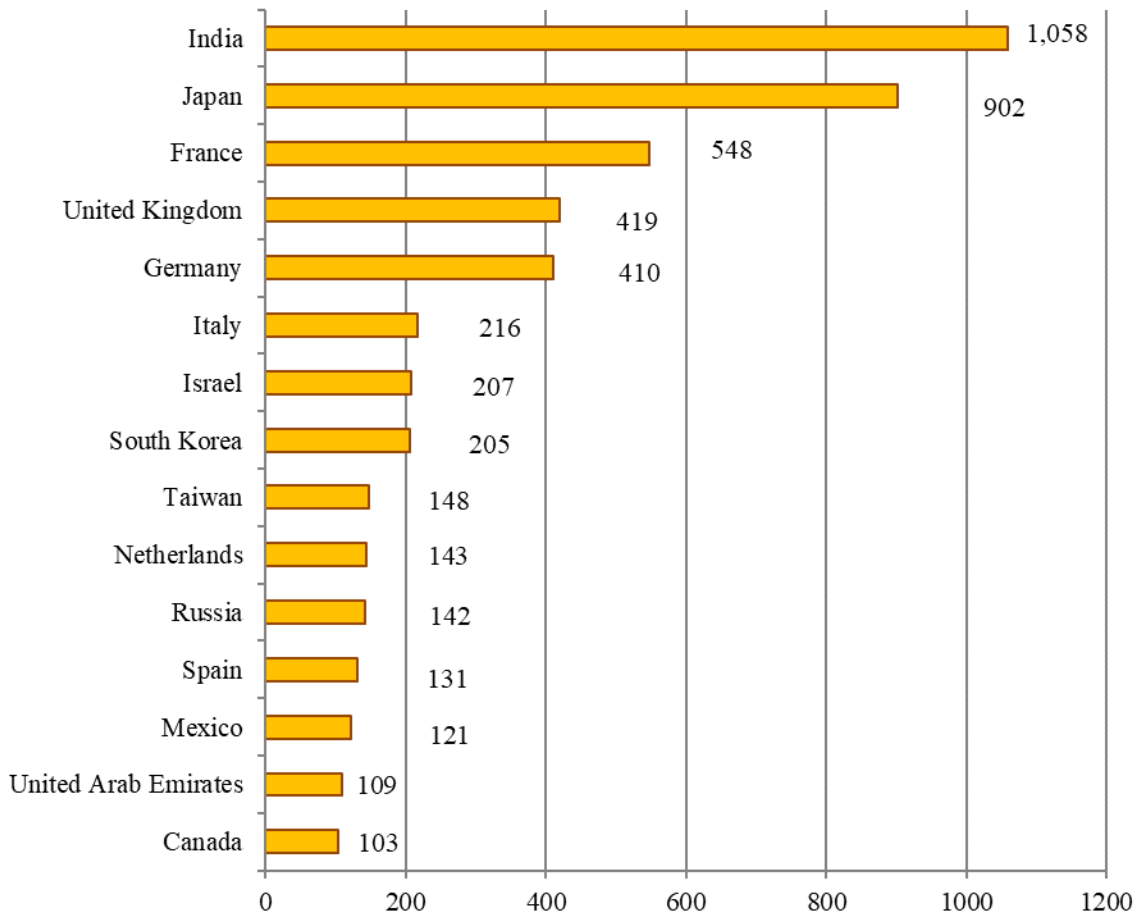
Source: Commerce U.S. Exports Exporter Support System, February 3, 2022

Top Ten Approved ECCNs for 600-Series Items by License Count			
October 15, 2013 - December 31, 2021			
ECCN	Description	Total Approved	Value \$million
9A610	Military aircraft and related commodities	42,945	\$96,975.0
3A611	Military electronics	16,619	\$24,208.1
9E610	Technology "required" for the "development," "production," operation, installation, maintenance, repair, overhaul, or refurbishing of military aircraft and related commodities controlled by 9A610, equipment controlled by 9B610, materials controlled by 9C610 or software controlled by 9D610.	9,571	\$4,607.8
9A619	Military gas turbine engines and related commodities	9,188	\$54,966.7
0A606	Ground vehicles and related commodities	6,622	\$17,117.5
3E611	Technology "required" for military electronics	3,744	\$339.4
9E619	Technology "required" for the "development," "production," operation, installation, maintenance, repair, overhaul, or refurbishment of military gas turbine engines and related commodities controlled by 9A619, equipment controlled by 0B619, materials controlled by 9C619, or software controlled by 9D619.	3,372	\$351.3
1A613	Armored and protective "equipment" and related commodities	2,999	\$4,202.3
9A604	Commodities related to launch vehicles, missiles, and rockets	2,932	\$2,865.8
9B610	Test, inspection, and production "equipment" and related commodities "specially designed" for the "development" or "production" of commodities enumerated in ECCN 9A610 or USML Category VIII	2,794	\$10,706.4
Source: Commerce U.S. Exports Exporter Support System, retrieved on February 3, 2022			

Top Destinations of Approved Licenses for 9x515 Items

Of the total of 6,113 BIS approved licenses for 9x515 items from June 27, 2014, to December 31, 2021, 4,862 (79.5% of the total approved licenses) were issued for exports to the top 15 destinations by license count. The top destinations were India with 1,058 approved licenses (17.3% of the total); Japan with 902 approvals (14.8%), and France with 548 approvals (9.0%).

**Top Fifteen Destinations of BIS Approved Licenses
 for 9x515 Items by License Count
 June 27, 2014 to December 31, 2021**



Source: Commerce U.S. Exports Exporter Support System, February 3, 2022