



Summary

In 2021, U.S. exports to the United Kingdom were \$61.5 billion, a 5.2% (\$3.0 billion) increase from 2020; U.S. imports from the United Kingdom were \$56.4 billion, a 12.1% (\$6.1 billion) increase; and the trade surplus with the United Kingdom was \$5.1 billion, a 37.3% (\$3.0 billion) decrease.

In 2021, 3.5% of total U.S. exports to the World were exported to the United Kingdom and 2.0% of the total U.S. Imports were imported from the United Kingdom.

From 2020-21, the top commodity sectors of the U.S. exports to the United Kingdom increased in absolute terms. In 2021, U.S. exports of \$2.2 billion of arts, collectors' pieces, antiques to the U.K were the same as the 2020. In 2021, the U.K. is the destination of 25.2% of all U.S. exports of those commodities worldwide. In 2021, U.S. imports of \$1.7 billion in arts, collectors' pieces, antiques from the U.K., nearly doubled the amount of the same commodities imported in 2020, making up 20.2% of all U.S. imports of those commodities worldwide.

Likewise, in 2021, the U.S. exported \$155.8 million worth of Arms & Ammunitions, an increase by 15.9% (\$24.8 million) from \$131.0 million in 2020. In 2021, the U.K. is the destination of 3.7% of the total U.S. exports of those commodities worldwide. In 2021, the U.S. imported \$292.2 million worth of Arms & Ammunition, an increase by 3.6% (\$10.2 million) from \$281.9 million in 2020, making up 5.4% of the total U.S. imports of those commodities.

In 2021, U.S. exports to the United Kingdom shipped under a BIS license exception authorization totaled \$1.3 billion, slightly increasing from \$1.0 billion in 2020. The usage of the license exception authorization for Encryption Commodities & Software was \$597.8 million in 2021, a slight decrease from \$615.0 million in 2020.

In 2021, BIS reviewed 1,944 export/re-export license applications (not including deemed export applications) for tangible items, software and technology valued at \$5.3 billion for the United Kingdom. BIS approved 1,760 (90.5% of the total applications) for \$4.9 billion, RWA totaled 181 for \$380.6 million and three denied license applications valued at \$4.1 million. In 2021, license applications for the United Kingdom counted 4.9% of the World total by license count.

In 2021, BIS approved 13 applications from the United Kingdom nationals for deemed exports. There were two RWAs and no denials for deemed export applications. In 2021, license applications for deemed exports from the United Kingdom nationals counted 1.6% of all deemed exports applications.

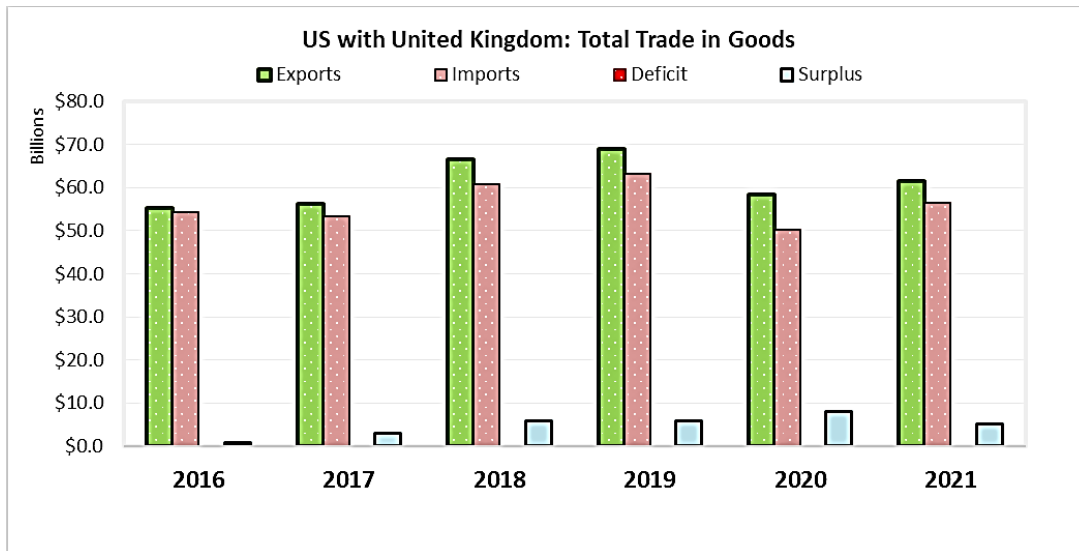
In 2021, the top approved ECCNs, including ECCNs for deemed exports, were **9A610** for Military Aircraft and Related Commodities with 598 approvals; **3A611** for Military Electronics with 196 approvals, and **9E610** for Technology "Required" for the "Development," "Production," Operation, Installation, Maintenance, Repair, Overhaul, or Refurbishing of Military Aircraft and Related Commodities Controlled by 9A610, Equipment Controlled by 9B610, Materials Controlled by 9C610, or Software Controlled by 9D610 with 173 approvals.

In 2021, the average processing time for the United Kingdom was 26 calendar days.



I. Total U.S. Trade in goods with the United Kingdom

In 2021, U.S. exports to the United Kingdom totaled \$61.5 billion, a 5.2% (\$3.0 billion) increase from 2020; U.S. imports from the United Kingdom totaled \$56.4 billion, a 12.1% (\$6.1 billion) increase; and the trade surplus was \$5.1 billion, a 37.3% (\$3.0 billion) decrease.



In 2021, the level of U.S. exports to the United Kingdom was above the five-year average level by value not adjusted for inflation while the level of U.S. imports from the United Kingdom is currently below the five-year average level by value. In the last five years, the U.S. has kept a trade surplus with the United Kingdom.

	2016	2017	2018	2019	2020	2021	2016-2020 Average
EXPORTS	\$55,197.5	\$56,262.4	\$66,503.9	\$69,066.6	\$58,429.8	\$61,463.0	\$61,092.0
Δvalue	--	\$1,064.9	\$10,241.4	\$2,562.7	-\$10,636.8	\$3,033.2	
Δpct	--	1.9%	18.2%	3.9%	-15.4%	5.2%	
IMPORTS	\$54,266.4	\$53,279.1	\$60,740.3	\$63,268.9	\$50,305.2	\$56,368.7	\$56,372.0
Δvalue	--	-\$987.3	\$7,461.3	\$2,528.5	-\$12,963.7	\$6,063.5	
Δpct	--	-1.8%	14.0%	4.2%	-20.5%	12.1%	
BALANCE	\$931.1	\$2,983.4	\$5,763.5	\$5,797.7	\$8,124.6	\$5,094.3	\$4,720.0
Δvalue	--	\$2,052.2	\$2,780.1	\$34.2	\$2,326.9	(\$3,030.3)	
Δpct	--	220.4%	93.2%	0.6%	40.1%	-37.3%	

Values in Millions of U.S. Dollars. Source: U.S. Census Bureau USA Trade Portal February 15, 2022



In 2021, of the \$61.5 billion in U.S. exports to the United Kingdom, the top commodity sectors were Stone, Glass, Metals, and Pearls (21.9%), Chemicals, Plastics, Rubber, and Leather products (15.5%), and Machinery and Mechanical Appliances (14.9%).

In 2021, of the \$56.4 billion in U.S. imports from the United Kingdom, the top commodity sectors were Chemicals, Plastics, Rubber, and Leather products (21.1%), Machinery and Mechanical Appliances (20.9%) and Transportation Equipment (18.4%).

Imports from United Kingdom by Sector \$56,368,726,083	United Kingdom Commodity Trade 2021 Total Value All Commodities	US exports to United Kingdom by Sector \$61,463,009,663
4.1%	Agriculture (Chapters 01-24)	2.9%
5.8%	Oils, Minerals, Lime, Cement (Chapters 25-27)	13.7%
21.1%	Chemicals, Plastics, Rubber, Leather (Chapters 28-43)	15.5%
1.2%	Wood, Cork, Paper, Printed Books (Chapters 44-49)	2.6%
0.8%	Textiles, Footwear, Headgear (Chapters 50-67)	0.8%
5.7%	Stone, Glass, Metals, Pearls (Chapters 68-71)	21.9%
3.4%	Base Metals, Iron, Steel, Tools (Chapters 72-83)	2.4%
20.9%	Machinery & Mechanical Appliances (Chapters 84-85)	14.9%
18.4%	Transportation Equipment (Chapters 86-89)	12.3%
5.8%	Optical, Measuring, Medical, Other Instruments (Chapters 90-92)	4.3%
0.5%	Arms & Ammunition (Chapter 93)	0.3%
1.4%	Miscellaneous Manufactured Items (Chapters 94-96)	0.9%
3.0%	Art, Collectors' Pieces, Antiques (Chapter 97)	3.6%
8.0%	Special Items (Chapters 98)	4.1%

Source: U.S. Census Bureau USA Trade Portal February 15, 2022

The Share of U.S. – U.K. Trade in U.S. Global Trade

In 2021, **3.5%** of total **U.S. exports** were shipped to the United Kingdom while **2.0%** of total **U.S. Imports** were delivered from the United Kingdom.

U.S. Trade with the United Kingdom in Arts, Collectors' Pieces, Antiques

In 2021, U.S. exports of \$2.2 billion of arts, collectors' pieces, antiques to the U.K were the same as the 2020. In 2021, the U.K. is the destination of 25.2% of all U.S. exports of those commodities worldwide. In 2021, U.S. imports of \$1.7 billion in arts, collectors' pieces, antiques from the U.K., nearly doubled the amount of the same commodities imported in 2020, making up 20.2% of all U.S. imports of those commodities worldwide.

U.S. Exports of Stone, Glass and Semiprecious Metals to the United Kingdom

In 2021, the U.S. exported \$13.4 billion worth of Stone, Glass, Metals, and Pearls to the U.K., representing 14.3% of the total U.S. exports to the World of those commodities.

U.S. Imports of Arms & Ammunition from the United Kingdom

In 2021, the U.S. imported \$155.8 million worth of Arms & Ammunitions, an increase by 15.9% (\$24.8 million) from \$131.0 million in 2020. In 2021, the U.K. is the destination of 3.7% of the total U.S. exports of those commodities worldwide. In 2021, the U.S. imported \$292.2 million worth of Arms & Ammunition, an increase by 3.6% (\$10.2 million) from \$281.9 million in 2020, making up 5.4% of the total U.S. imports of those commodities.



U.S. Exports to the United Kingdom subject to U.S. Government Export Control

II. Exports to the United Kingdom subject to US Government Filing Requirements

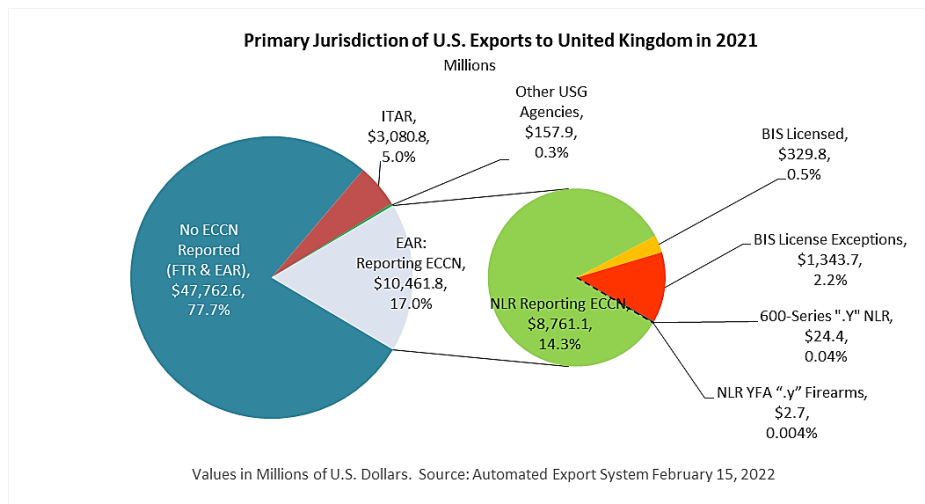
In 2021, of the \$61.5 billion in U.S. exports to the United Kingdom:

- 2.7% were subject to a BIS license requirement:
 - 0.5% were exported under a BIS license; Worldwide, 0.4% were exported under a BIS license.
 - 2.2% were exported under a BIS license exception; Worldwide, 0.8% were exported under a BIS license exception.
- 14.3% were exported under No License Required with an ECCN; Worldwide, 10.0% were exported under No License Required with an ECCN.
- 0.04% were exported under NLR for 600-series. y subparagraph items; Worldwide, 0.02% were exported under NLR for 600-series. y subparagraph items.
- 0.004% were exported under NLR for 0A501. y subparagraph Firearms items; Worldwide, 0.001% were exported under NLR for 0A501. y subparagraph Firearms items.

United Kingdom			
	2019	2020	2021
Department of State	\$2,522.5	\$2,460.6	\$3,080.8
Other USG Agencies	\$76.2	\$62.4	\$157.9
Department of Commerce	\$66,468.0	\$55,906.8	\$58,224.4
BIS Licensed	\$302.6	\$329.5	\$329.8
BIS License Exceptions	\$988.5	\$1,011.1	\$1,343.7
NLR reporting an ECCN	\$13,734.4	\$9,455.6	\$8,761.1
NLR not reporting an ECCN	\$51,420.1	\$45,089.4	\$47,762.6
NLR 600-Series ".y" subparagraph	\$22.3	\$21.0	\$24.4
NLR YFA ".y" subparagraph Firearms	\$0.0	\$0.1	\$2.7

Values in Millions of U.S. Dollars. Source: Automated Export System February 15, 2022

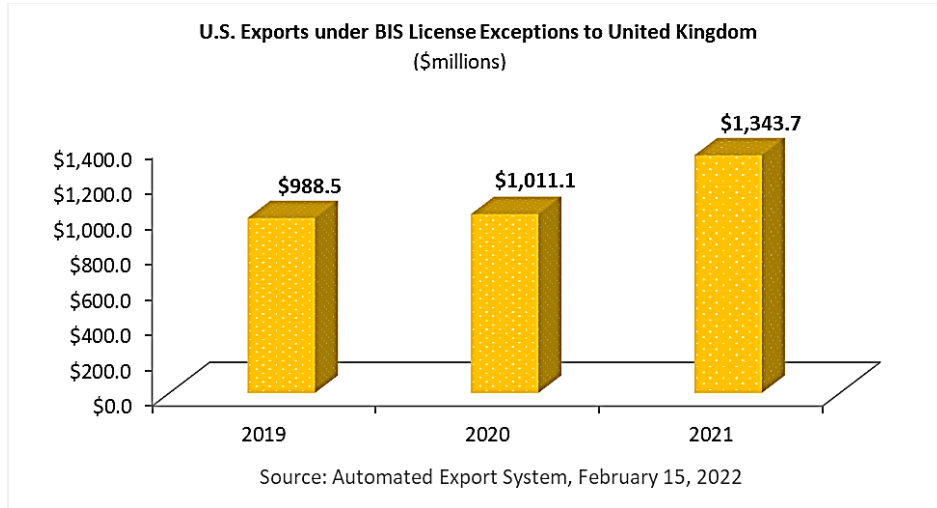
Reasons for Control	Chemical and Biological Weapons			Nuclear Nonproliferation		National Security		Missile Tech	Regional Stability		Firearms Convention	Crime Control			Anti-Terrorism	
	CB:1	CB:2	CB:3	NP:1	NP:2	NS:1	NS:2	MT:1	RS:1	RS:2	FC:1	CC:1	CC:2	CC:3	AT:1	AT:2
United Kingdom	X					X		X	X							



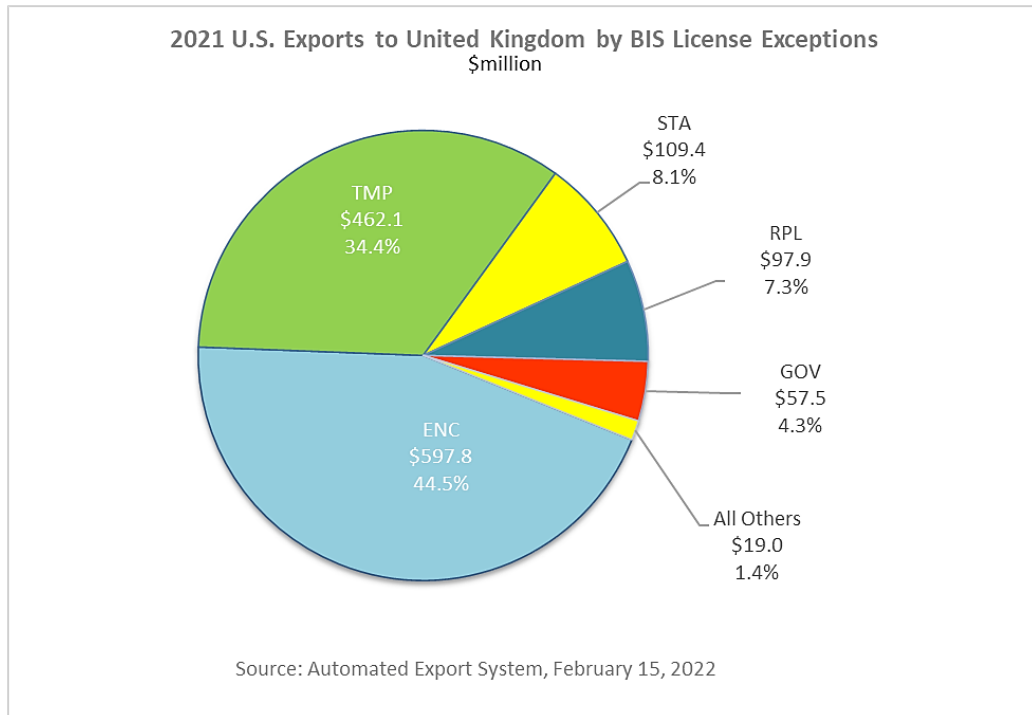


U.S. Exports to the United Kingdom subject to U.S. Government Export Control

In 2021, U.S. exports to the United Kingdom shipped under a BIS license exception totaled \$1.3 billion, a 32.9% (\$332.6 million) increase from 2020.




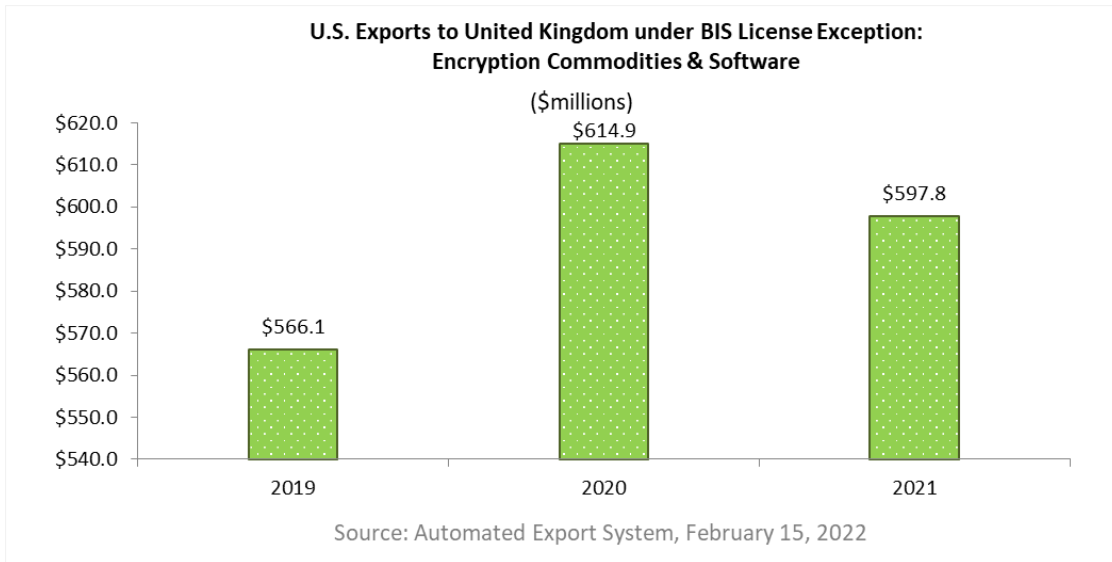
In 2021, the top license exception Encryption Commodities, Software and Technology (ENC) totaled \$597.8 million (44.5% of all license exceptions), followed by Temporary Imports, Exports, & Re-Exports (TMP) at \$462.1 million (34.4%) and Strategic Trade Authorization (STA) at \$109.4 million (8.1%).





U.S. Exports to the United Kingdom subject to U.S. Government Export Control

In 2021, U.S. exports to the United Kingdom shipped under a BIS license exception: Encryption Commodities & Software totaled \$597.8 million, a 2.8% (\$17.1 million) decrease from 2020.





U.S. Exports to the United Kingdom by Top Ten Export Control Classification Numbers (ECCN)

Top Ten ECCNs by Value to United Kingdom (\$millions)		
LICENSED	#1	9A610 Military Aircraft and Related Commodities, Other Than Those Enumerated
	#2	9A619 Military gas turbine engines and related commodities (see List of Item
	#3	9A604 Commodities related to launch vehicles, missiles, and rockets (see Lis
	#4	9B610 Test, inspection, and production "equipment" and related commodities "
	#5	3A611 Military electronics, as follows (see List of Items Controlled).
	#6	3A101 Electronic equipment, devices, "parts" and "components," other than th
	#7	9A001 Aero gas turbine engines having any of the following (see List of Item
	#8	7A003 'Inertial Measurement Equipment or Systems', Having any of the Followi
	#9	0A505 Ammunition as follows (see List of Items Controlled).
	#10	0A503 Discharge type arms; non-lethal or less-lethal grenades and projectile

Note: ECCN descriptions have been truncated: please review Commerce Control List for full description

Top Ten ECCNs by Value to United Kingdom (\$millions)		
EXCEPTIONS	#1	5A002 "Information security" systems, equipment and "components," as follows
	#2	9A610 Military Aircraft and Related Commodities, Other Than Those Enumerated
	#3	9A619 Military gas turbine engines and related commodities (see List of Item
	#4	3A611 Military electronics, as follows (see List of Items Controlled).
	#5	EAR99 Items subject to the EAR that are not elsewhere specified in this CCL
	#6	9A515 "Spacecraft" and related commodities, as follows (see List of Items Co
	#7	9B610 Test, inspection, and production "equipment" and related commodities "
	#8	7A611 Military fire control, laser, imaging, and guidance equipment, as foll
	#9	1A613 Armored and protective "equipment" and related commodities, as follows
	#10	9A991 "Aircraft," n.e.s., and gas turbine engines not controlled by 9A001 or

Note: ECCN descriptions have been truncated: please review Commerce Control List for full description

Top Ten ECCNs by Value to United Kingdom (\$millions)		
NLR with ECCN	#1	9A991 "Aircraft," n.e.s., and gas turbine engines not controlled by 9A001 or
	#2	5A992 Equipment not controlled by 5A002 (see List of Items Controlled).
	#3	7A994 Other navigation direction finding equipment, airborne communication e
	#4	5A991 Telecommunication equipment, not controlled by 5A001 (see List of Item
	#5	4A994 Computers, "electronic assemblies" and related equipment not controlle
	#6	9A990 Diesel engines, n.e.s., and tractors and "specially designed" "parts"
	#7	3B991 Equipment not controlled by 3B001 for the manufacture of electronic "p
	#8	2B999 Specific Processing Equipment, n.e.s., as Follows (See List of Items C
	#9	8A992 Vessels, marine systems or equipment, not controlled by 8A001 or 8A002
	#10	3A999 Specific Processing Equipment, n.e.s., as Follows (See List of Items C

Note: ECCN descriptions have been truncated: please review Commerce Control List for full description



U.S. Exports to the United Kingdom by Top Ten Export Control Classification Numbers (ECCN)

Top Ten ECCNs to United Kingdom by Shipment Count		
LICENSED	#1	9A610 Military Aircraft and Related Commodities, Other Than Those Enumerated
	#2	0A606 Ground vehicles and related commodities, as follows (see List of Items
	#3	0A501 Firearms (except 0A502 shotguns) and related commodities as follows (s
	#4	9A619 Military gas turbine engines and related commodities (see List of Item
	#5	9A604 Commodities related to launch vehicles, missiles, and rockets (see Lis
	#6	3A611 Military electronics, as follows (see List of Items Controlled).
	#7	9B610 Test, inspection, and production "equipment" and related commodities "
	#8	7A103 Instrumentation, navigation equipment and systems, other than those co
	#9	0A505 Ammunition as follows (see List of Items Controlled).
	#10	7A002 Gyros or Angular Rate Sensors, Having any of the Following, and "Speci

Note: ECCN descriptions have been truncated: please review Commerce Control List for full description

Top Ten ECCNs to United Kingdom by Shipment Count		
EXCEPTIONS	#1	5A002 "Information security" systems, equipment and "components," as follows
	#2	9A610 Military Aircraft and Related Commodities, Other Than Those Enumerated
	#3	3A611 Military electronics, as follows (see List of Items Controlled).
	#4	EAR99 Items subject to the EAR that are not elsewhere specified in this CCL
	#5	9A619 Military gas turbine engines and related commodities (see List of Item
	#6	9A991 "Aircraft," n.e.s., and gas turbine engines not controlled by 9A001 or
	#7	7A103 Instrumentation, navigation equipment and systems, other than those co
	#8	9B610 Test, inspection, and production "equipment" and related commodities "
	#9	7A611 Military fire control, laser, imaging, and guidance equipment, as foll
	#10	6A003 Cameras, Systems or Equipment, and "Components" Therefor, as Follows (

Note: ECCN descriptions have been truncated: please review Commerce Control List for full description

Top Ten ECCNs to United Kingdom by Shipment Count		
NLR with ECCN	#1	9A991 "Aircraft," n.e.s., and gas turbine engines not controlled by 9A001 or
	#2	7A994 Other navigation direction finding equipment, airborne communication e
	#3	5A992 Equipment not controlled by 5A002 (see List of Items Controlled).
	#4	5A991 Telecommunication equipment, not controlled by 5A001 (see List of Item
	#5	4A994 Computers, "electronic assemblies" and related equipment not controlle
	#6	3A991 Electronic devices, and "components" not controlled by 3A001.
	#7	2B999 Specific Processing Equipment, n.e.s., as Follows (See List of Items C
	#8	3A992 General purpose electronic equipment not controlled by 3A002.
	#9	1A995 Protective and detection equipment not "specially designed" for milita
	#10	9A610 Military Aircraft and Related Commodities, Other Than Those Enumerated

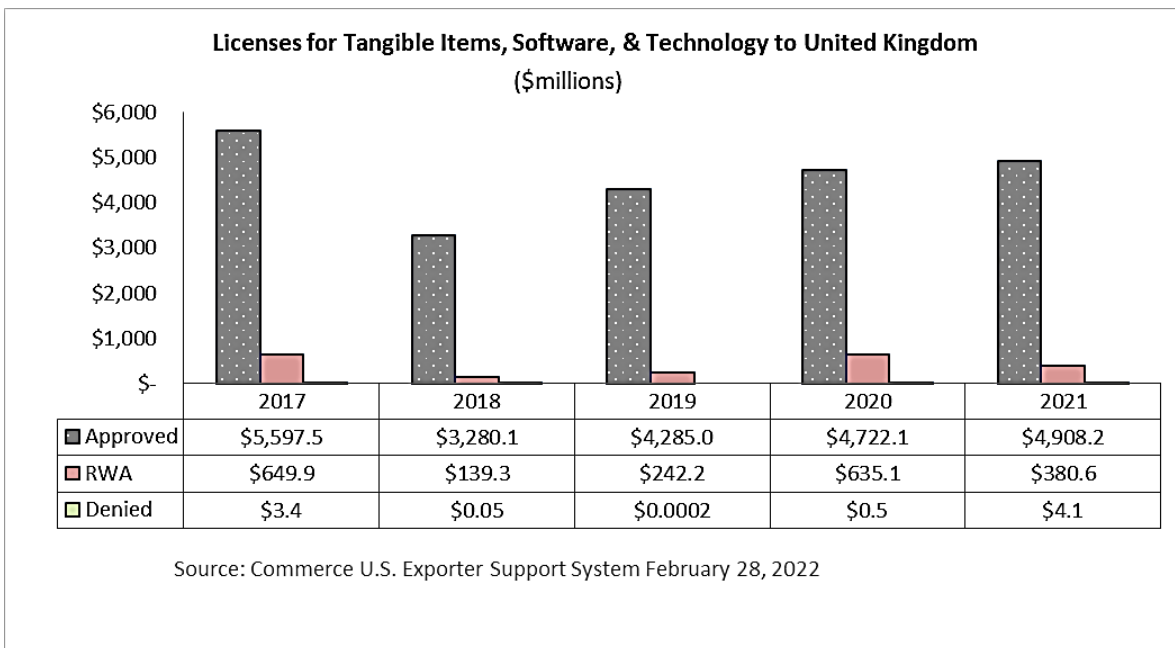
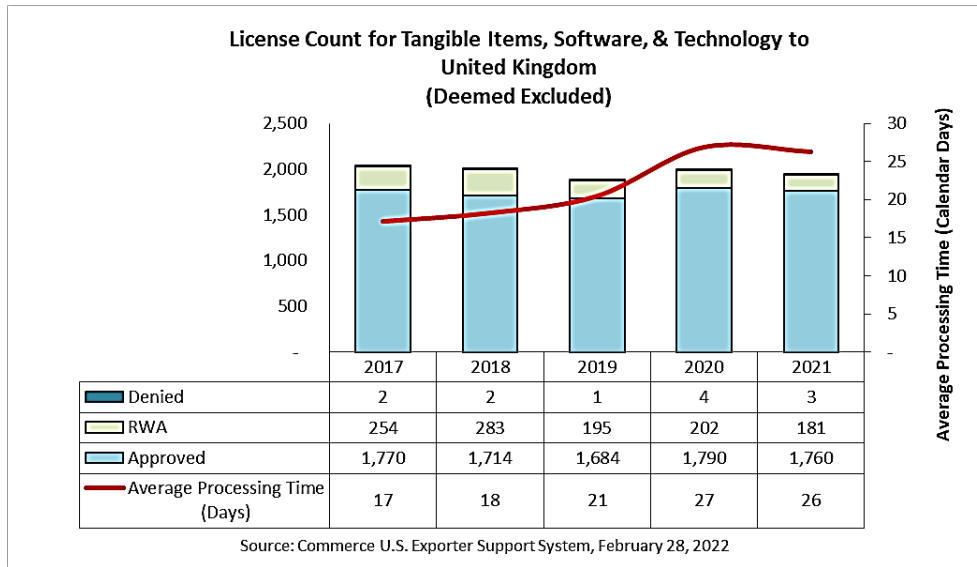
Note: ECCN descriptions have been truncated: please review Commerce Control List for full description



III. BIS Licensing to the United Kingdom

In 2021, BIS reviewed 1,944 export/re-export applications (not including deemed export applications) valued at \$5.3 billion for the United Kingdom, out of a total of 39,901 applications worldwide for tangible items, software and technology valued at \$1.4 trillion.

– Approved applications for the United Kingdom totaled 1,760 (90.5% of the total applications) for \$4.9 billion, compared to 34,369 (86.1%) approved for all destinations valued at \$322.8 billion.





BIS License Determination Trends for the U.K.

In 2021, BIS reviewed 15 applications for Deemed Exports from United Kingdom nationals, out of 942 applications worldwide for deemed exports. Thirteen applications (86.7%) were approved compared to the 821 (87.2%) approved applications for all destinations.

In the last five years, there were no denials for Deemed Export applications from United Kingdom nationals.

Deemed Export Licenses for Nationals of United Kingdom							
2017 - 2021							
Year	Approved	RWA	Denied	United Kingdom Total	World Total	United Kingdom Total/ World Total	
2017	25	4	0	29	1,510	1.9%	
2018	20	7	0	27	967	2.8%	
2019	25	7	0	32	1,302	2.5%	
2020	20	10	0	30	1,212	2.5%	
2021	13	2	0	15	942	1.6%	

Source: Commerce U.S. Exporter Support System, February 28, 2022

In 2021, the top approved ECCNs, including ECCNs for deemed exports, were **9A610** for Military Aircraft and Related Commodities with 598 approvals; **3A611** for Military Electronics with 196 approvals, and **9E610** for Technology “Required” for the “Development,” “Production,” Operation, Installation, Maintenance, Repair, Overhaul, or Refurbishing of Military Aircraft and Related Commodities Controlled by 9A610, Equipment Controlled by 9B610, Materials Controlled by 9C610, or Software Controlled by 9D610 with 173 approvals.

Top Ten Approved (with deemed) ECCNs to United Kingdom by Count					2017	2018	2019	2020	2021
APPROVED	#1	9A610	Military Aircraft and Related Commodities, Other Than Those Enumerated	610	600	589	549	598	
	#2	3A611	Military electronics, as follows (see List of Items Controlled).	272	254	210	209	196	
	#3	9E610	Technology “required” for the “development,” “production,” operation,	185	192	193	194	173	
	#4	0A501	Firearms (except 0A502 shotguns) and related commodities as follows (s	-	-	-	125	120	
	#5	9A619	Military gas turbine engines and related commodities (see List of Item	95	143	116	95	102	
	#6	6A003	Cameras, Systems or Equipment, and “Components” Thereof, as Follows	17	33	45	48	74	
	#7	3A001	Electronic items as follows (see List of Items Controlled).	52	90	72	72	64	
	#8	9E619	“Technology” “required” for the “development,” “production,” operation	56	76	73	61	62	
	#9	9E515	“Technology” “required” for the “development,” “production,” operation	35	29	33	43	57	
	#10	3E611	“Technology” “required” for military electronics, as follows (see List	62	65	43	51	49	

Source: Commerce U.S. Exporter Support System, February 28, 2022

Note: ECCN Descriptions have been truncated: please review Commerce Control List for Full Description

Denied (with deemed) ECCNs to United Kingdom by Count					2021	% of World Total 2021
Denied	#1	9A610	Military Aircraft and Related Commodities, Other Than Those Enumerated	2	18.2%	
	#2	9A619	Military gas turbine engines and related commodities (see List of Item	1	50.0%	
	#3	5B991	Telecommunications test equipment, n.e.s.	1	11.1%	

Source: Commerce U.S. Exporter Support System, February 28, 2022

Note: ECCN Descriptions have been truncated: please review Commerce Control List for Full Description

In 2021, the average processing time for the United Kingdom was 26 calendar days.



Summary of U.S. Exports to the U.K.

Summary of U.S. Exports to United Kingdom Calendar Year 2021				
	CY2021	CY2020	% of Total Exports	Percentage Change from previous year
Total Exports	\$61,463,009,663	\$58,429,779,119		5.2%
Total Subject to ITAR	\$3,080,785,813	\$2,460,572,977	5.0%	25.2%
Subject to Other Gov. Agencies	\$157,865,472	\$62,388,708	0.3%	153.0%
Detailed Summary of EAR-Controlled Exports				
AES License Type	Description	Value	Percentage of Total	Percentage Description
C30	Licenses	\$329,780,177	99.99%	
VDC	Voluntary Disclosure	\$46,816	0.01%	
Total of Licensed		\$329,826,993	0.5%	Total Licensed/Total Exports
C35	LVS	\$2,080,678	0.2%	
C36	GBS	\$2,786,498	0.2%	
C38	TSR	\$50	0.000004%	
C40	TMP	\$462,129,724	34.4%	
C41	RPL	\$97,884,620	7.3%	
C42	GOV	\$57,492,402	4.3%	
C43	GFT	\$198,484	0.01%	
C44	TSU	\$9,003,464	0.7%	
C45	BAG	\$17,407	0.001%	
C46	AVS	\$4,422,690	0.3%	
C50	ENC	\$597,809,977	44.5%	
C53	APP	\$464,357	0.03%	
C59	STA	\$109,382,858	8.1%	
Total of License Exceptions		\$1,343,673,209	2.2%	Total License Exceptions/Total Exports
			80.3%	Total License Exceptions/Total Subject to License Requirement
Total subject to license requirement (Licensed and License Exceptions)		\$1,673,500,202	2.7%	Total Subject to License Requirement/Total Exports
C33	NLR reporting an ECCN	\$8,761,136,085	14.3%	NLR reporting an ECCN/ Total Exports
C60	NLR for 600-Series ".y" subparagraph	\$24,408,706	0.04%	NLR for 600-Series ".y" subparagraph/ Total Exports
C63	NLR for 0A501 .y subparagraph Firearms	\$2,729,695	0.004%	NLR for 0A501 .y subparagraph firearms/ Total Exports
Total of NLR		\$8,788,274,486	14.3%	Total NLR with an ECCN/ Total Exports
Exports not reporting an ECCN		\$47,762,583,690	77.7%	

Source: U.S. Census Bureau, Foreign Trade Division and Automated Export System