



Summary

In 2020, 4.1% of total U.S. exports were shipped to the United Kingdom while 2.1% of total U.S. imports were delivered from the United Kingdom.

In 2020, U.S. exports to the United Kingdom totaled \$59.0 billion, a 14.6% (\$10.1 billion) decrease from 2019; U.S. imports from the United Kingdom totaled \$50.2 billion, a 20.6% (\$13.0 billion) increase; and the trade surplus was \$8.8 billion, a 50.3% (\$2.9 billion) increase.

In 2020, of the \$59.0 billion in U.S. exports to the United Kingdom, the top commodity sectors were Stone, Glass and Semiprecious Metals (24.7%), Transportation Equipment (14.9%) and Machinery and Mechanical Appliances (14.8%).

In 2020, U.S. exported \$2.2 billion worth of Art & Antiques items to U.K., representing 26.8% of the total U.S. exports to the World of those commodities; and U.S. exports of \$14.6 billion worth of Stone, Glass and Semiprecious Metals to U.K. represented 20.8% of the total U.S. exports to the World of those commodities.

In 2020, of the \$50.2 billion in U.S. imports from the United Kingdom, the top commodity sectors were Chemicals, Plastics, Leather products (22.9%), Machinery and Mechanical Appliances (21.4%) and Transportation Equipment (18.3%).

In 2020, the U.S. imported \$882.0 million worth of Art & Antiques items from U.K., representing 16.9% of the total U.S. imports of those commodities; and the U.S. imports of \$281.9 million worth of Arms & Ammunition, represented 7.4% of total U.S. imports of those commodities.

In 2020, the top ECCNs of U.S. licensed exports to U.K. were 9A610 for military aircrafts and related commodities; 9A604 for commodities related to launch vehicles, missiles, and rockets; and 9A619 for military gas turbine engines and related commodities.

In 2020, BIS reviewed 1,999 export/re-export applications (not including deemed export applications) valued at \$5.4 billion for the United Kingdom, out of a total of 38,203 applications worldwide for tangible items, software and technology valued at \$219.4 billion.

– Approved applications for the United Kingdom totaled 1,793 (89.7% of the total applications) for \$4.7 billion, compared to 32,996 (86.4%) approved for all destinations valued at \$120.5 billion.

In 2020, BIS approved 20 applications (66.7% of the total applications) for Deemed Export from British nationals, compared to 1,068 (87.8%) approved for all destinations.

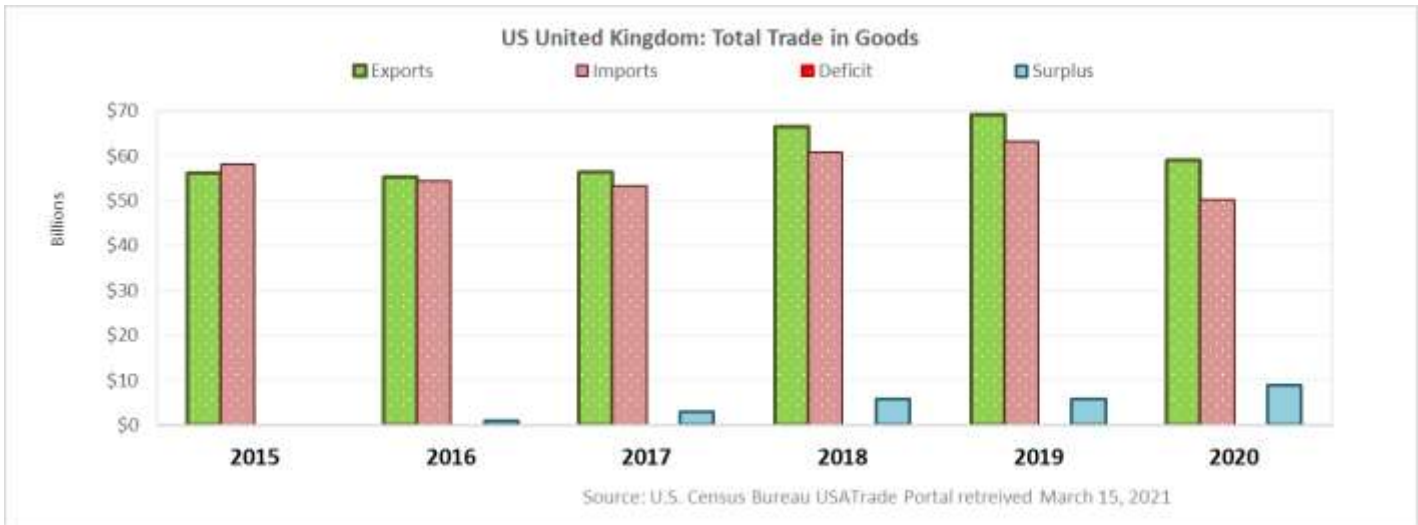
In 2020, the top ECCNs of approved licenses are 9A610 for military aircrafts and related commodities with 592 approvals; 3A611 for military electronics with 210 approvals, and 9E610 for Technology "required" for the "development," "production," operation, installation, maintenance, repair, overhaul, or refurbishing of military aircraft and related commodities controlled by 9A610, equipment controlled by 9B610, materials controlled by 9C610 or software controlled by 9D610 with 193 approvals.

In 2020, the average license processing time is 19 days.



I. Total U.S. Trade in goods with the United Kingdom

In 2020, U.S. exports to the United Kingdom totaled \$59.0 billion, a 14.6% (\$10.1 billion) decrease from 2019; U.S. imports from the United Kingdom totaled \$50.2 billion, a 20.6% (\$13.0 billion) decrease; and the trade surplus was \$8.8 billion, a 50.3% (\$2.9 billion) increase.



In 2020, **4.1%** of total **U.S. exports** were shipped to the United Kingdom while **2.1%** of total **U.S. Imports** were delivered from the United Kingdom. In 2020, the level of U.S. exports to, and the level of U.S. imports from the United Kingdom is currently below the five-year average level by value. In the last four years, the U.S. has kept a trade surplus with the United Kingdom.

	2015	2016	2017	2018	2019	2020	2015-2019 Average
EXPORTS	\$56,094.7	\$55,197.5	\$56,262.4	\$66,454.5	\$69,077.8	\$59,009.6	\$60,617.4
Δvalue	—	-\$897.2	\$1,064.9	\$10,192.1	\$2,623.3	-\$10,068.2	
Δpct	—	-1.6%	1.9%	18.1%	3.9%	-14.6%	
IMPORTS	\$58,057.1	\$54,266.4	\$53,279.1	\$60,697.3	\$63,219.4	\$50,206.2	\$57,903.9
Δvalue	—	-\$3,790.7	-\$987.3	\$7,418.3	\$2,522.1	-\$13,013.2	
Δpct	—	-6.5%	-1.8%	13.9%	4.2%	-20.6%	
BALANCE	(\$1,962.4)	\$931.1	\$2,983.4	\$5,757.2	\$5,858.4	\$8,803.4	\$2,713.5
Δvalue	—	\$2,893.5	\$2,052.2	\$2,773.8	\$101.2	\$2,945.0	
Δpct	—	-147.4%	220.4%	93.0%	1.8%	50.3%	

Values in Millions of U.S. Dollars. Source: U.S. Census Bureau USATrade Portal March 15, 2021



In 2020, of the \$59.0 billion in U.S. exports to the United Kingdom, the top commodity sectors were Stone, Glass and Semiprecious Metals (24.7%), Transportation Equipment (14.9%) and Machinery and Mechanical Appliances (14.8%).

In 2020, of the \$50.2 billion in U.S. imports from the United Kingdom, the top commodity sectors were Chemicals, Plastics, Leather products (22.9%), Machinery and Mechanical Appliances (21.4%) and Transportation Equipment (18.3%).

Imports from United Kingdom by Sector \$50,206,192,895	United Kingdom Commodity Trade 2020 Total Value All Commodities	US exports to United Kingdom by Sector \$59,009,599,581
4.4%	Agriculture (Chapters 01-24)	2.9%
3.2%	Minerals (Chapters 25-27)	10.8%
22.9%	Chemicals, Plastics, Leather Products (Chapters 28-43)	12.4%
1.2%	Wood Products (Chapters 44-49)	2.9%
0.8%	Textiles and Footwear (Chapters 50-67)	0.8%
6.4%	Stone, Glass, & Semiprecious Metals (Chapters 68-71)	24.7%
2.9%	Base metals (Chapters 72-83)	2.4%
21.4%	Machinery & Mechanical Appliances (Chapters 84-85)	14.8%
18.3%	Transportation Equipment (Chapters 86-89)	14.9%
5.8%	Optical, Measuring, Medical or Other Instruments (Chapters 90-92)	4.3%
0.6%	Arms & Ammunition (Chapter 93)	0.2%
1.6%	Miscellaneous Manufactured Items (Chapters 94 -96)	0.9%
1.8%	Art & Antiques (Chapter 97)	3.7%
8.9%	Special Items (Chapters 98-99** Imports only 99)	4.3%

Source: U.S. Census Bureau USATrade Portal retrieved March 15, 2021

Exports

In 2020, the U.S. exported \$2.2 billion worth of Art & Antiques items to U.K., representing 26.8% of the total U.S. exports to the World of those commodities; and the U.S. exports of \$14.6 billion worth of Stone, Glass and Semiprecious Metals to U.K., represented 20.8% of the total U.S. exports to the World of those commodities.

Imports

In 2020, the U.S. imported \$882.0 million worth of Art & Antiques items from U.K., representing 16.9% of the total U.S. imports of those commodities; and the U.S. imports of \$281.9 million worth of Arms & Ammunition, represented 7.4% of total U.S. imports of those commodities.



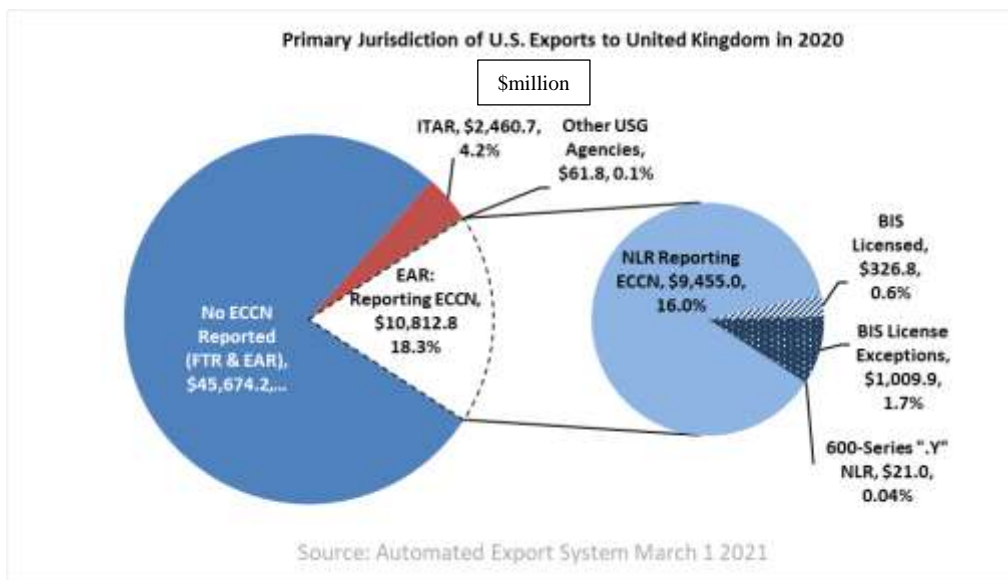
II. Exports to the United Kingdom subject to US Government Filing Requirements

In 2020, of the \$59.0 billion in U.S. exports to the United Kingdom:

- 2.3% were subject to a BIS license requirement:
 - 0.6% were exported under a BIS license; Worldwide, 0.5% were exported under a BIS license.
 - 1.7% were exported under a BIS license exception; Worldwide, 1.0% were exported under a BIS license exception.
- 16.0% were exported under No License Required with an ECCN; Worldwide, 10.7% were exported under No License Required with an ECCN.
- 0.04% were exported under NLR for 600-series .y subparagraph items; Worldwide, 0.02% were exported under NLR for 600-series .y subparagraph items.

		2018	2019	2020
United Kingdom				
	Department of State	\$2,535.6	\$2,523.1	\$2,460.7
	Other USG Agencies	\$75.5	\$75.2	\$61.8
	Department of Commerce	\$63,843.4	\$66,479.5	\$56,487.1
	BIS Licensed	\$540.2	\$300.6	\$326.8
	BIS License Exceptions	\$1,001.6	\$987.4	\$1,009.9
	NLR reporting an ECCN	\$15,401.1	\$13,732.6	\$9,455.0
	NLR not reporting an ECCN	\$46,880.2	\$51,436.6	\$45,674.2
	600-Series ".Y" Paragraph NLR	\$20.3	\$22.3	\$21.0
	YFA ".Y" Firearms	\$0.0	\$0.0	\$0.1
Values in Millions of U.S. Dollars. Source: Automated Export System		March 1, 2021		

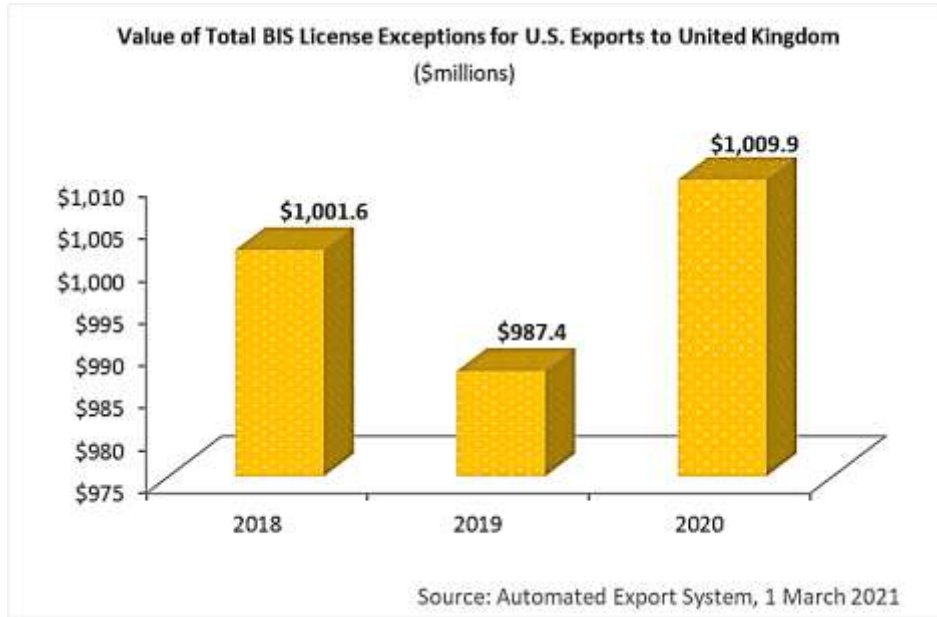
Reasons for Control	Chemical and Biological Weapons			Nuclear Nonproliferation		National Security		Missile Tech	Regional Stability		Firearms Convention	Crime Control			Anti-Terrorism	
	CB:1	CB:2	CB:3	NP:1	NP:2	NS:1	NS:2	MT:1	RS:1	RS:2	FC:1	CC:1	CC:2	CC:3	AT:1	AT:2
United Kingdom	X					X		X	X							



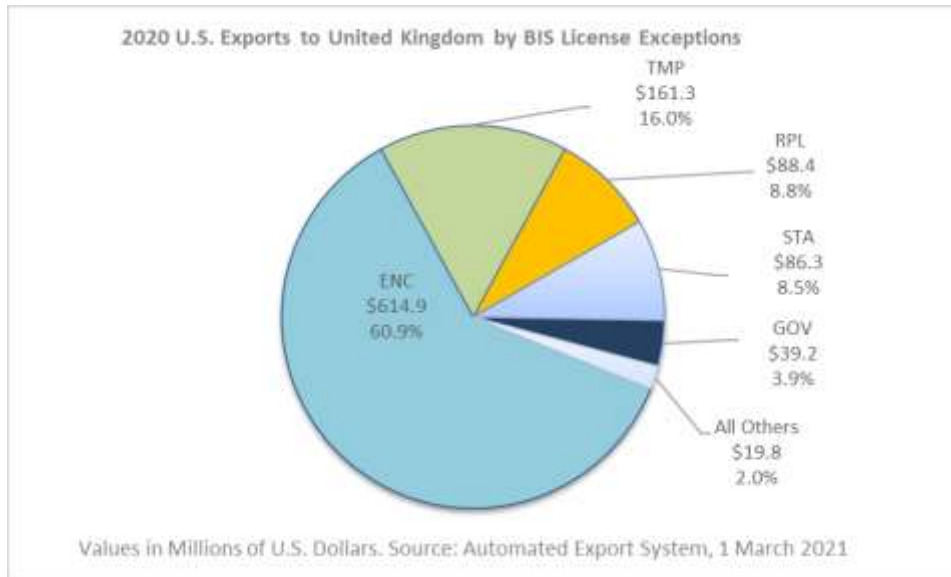


U.S. Exports to The United Kingdom

In 2020, U.S. exports to the United Kingdom shipped under a BIS license exception totaled \$1.0 billion, a 2.3% (\$22.5 million) increase from 2019.

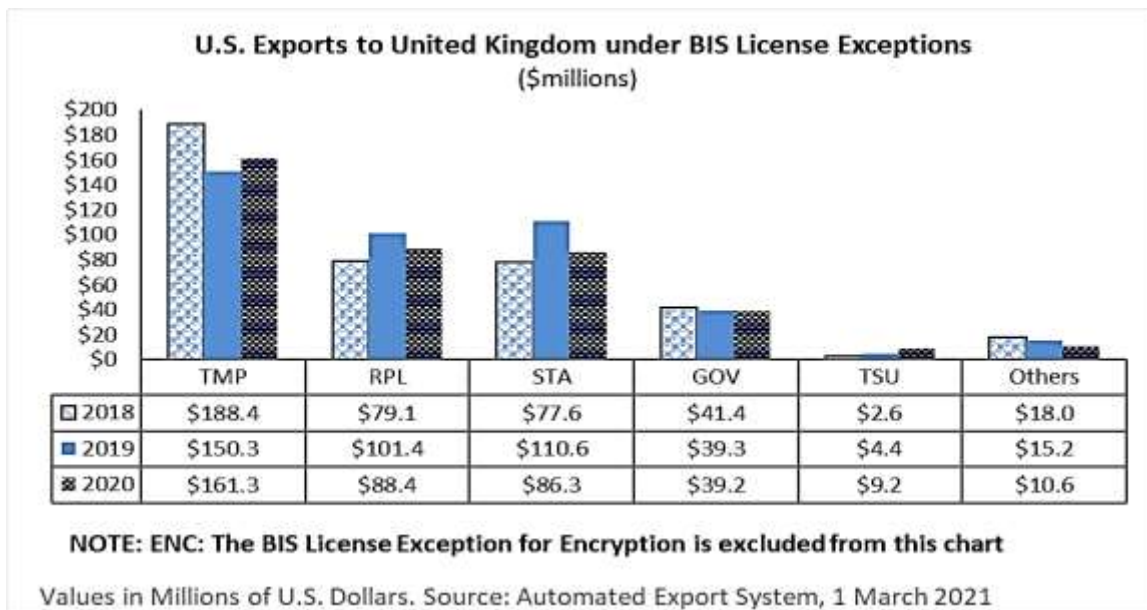
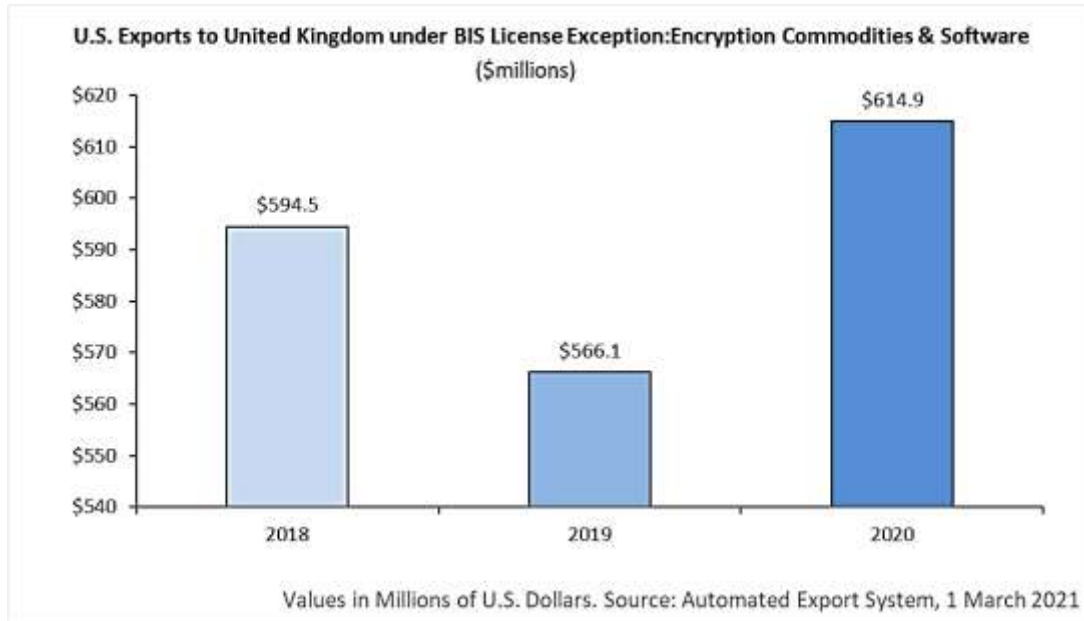


In 2020, the top license exception Encryption commodities, Software and Technology (ENC) totaled \$614.9 million (60.9% of all license exceptions).





U.S. Exports to The United Kingdom





U.S. Exports to The United Kingdom by Top Ten Export Control Classification Numbers (ECCN)

Top Ten ECCNs by Value to United Kingdom (\$millions)		
LICENSED	#1	9A610 Military Aircraft and Related Commodities
	#2	9A604 Commodities Related to Launch Vehicles, Missiles, Rockets, torpedoes,
	#3	9A619 Military Gas Turbine Engines and Related Commodities
	#4	7A003 Inertial Navigation Systems (Gimballed/Strapdown)
	#5	3A611 Military Electronics
	#6	9B610 Test, Inspection, and Production Equip. and Related Commodities Specia
	#7	0A503 Discharge type arms; non-lethal or less-lethal grenades and projectile
	#8	3A001 Electronic Components
	#9	7A103 Instrumentation, Navigation Equip./Systems Not
	#10	7A611 Navigation and Avionics equipment and systems, and "parts," "component

Note: ECCN descriptions have been truncated: please review Commerce Control List for full description

Top Ten ECCNs by Value to United Kingdom (\$millions)		
EXCEPTIONS	#1	5A002 Systems/Equip./Integrated Circuits for Info Sec
	#2	No ECCN No ECCN is required for License Exceptions TMP*
	#3	9A610 Military Aircraft and Related Commodities
	#4	5D002 'Software' as follows (see List of Items Controlled)
	#5	3A611 Military Electronics
	#6	9A619 Military Gas Turbine Engines and Related Commodities
	#7	9A515 Spacecraft and Related Commodities
	#8	EAR99 Items subject to the EAR that are not elsewhere controlled
	#9	0A604 Commodities Related to Military Explosive Devices and Charges
	#10	9A991 Aircraft N.E.S. and Gas Turbine Engines not Controlled by 9A001 or 9A1

Note: ECCN descriptions have been truncated: please review Commerce Control List for full description

Top Ten ECCNs by Value to United Kingdom (\$millions)		
NLR with ECCN	#1	9A991 Aircraft N.E.S. and Gas Turbine Engines not Controlled by 9A001 or 9A1
	#2	5A992 Equipment not controlled by 5A002 (see List of Items Controlled).
	#3	7A994 Other Navigation Direction Finding Equip. ... Not Controlled under 7A003
	#4	5A991 Telecommunication Equip. Not Controlled by 5A001
	#5	3B991 Other Mfg/Test Equip. Not Controlled By 3B
	#6	1C202 Alloys other than those controlled by 1C002.b.3 or 1C002.b.4 as follow
	#7	1A006 Disposal of Improvised Explosive Devices
	#8	4A994 Computers Not Controlled By 4A001 or 4A003
	#9	9A990 Diesel Engines, N.E.S., and Tractors and "Specially Designed" "Parts"
	#10	2B999 Specific Processing Equip., N.E.S.

Note: ECCN descriptions have been truncated: please review Commerce Control List for full description



U.S. Exports to The United Kingdom by Top Ten Export Control Classification Numbers (ECCN)

Top Ten ECCNs to United Kingdom by Shipment Count	
LICENSED	#1 9A610 Military Aircraft and Related Commodities
	#2 0A606 Ground Vehicles and Related Commodities
	#3 9A619 Military Gas Turbine Engines and Related Commodities
	#4 0A501 Firearms (except 0A502 shotguns) and related commodities as follows (s
	#5 7A003 Inertial Navigation Systems (Gimballed/Strapdown)
	#6 3A611 Military Electronics
	#7 9A604 Commodities Related to Launch Vehicles, Missiles, Rockets, torpedoes,
	#8 7A611 Navigation and Avionics equipment and systems, and "parts," "component
	#9 7A103 Instrumentation, Navigation Equip./Systems Not
	#10 7A002 Gyros and Angular Rate Sensors, ...

Note: ECCN descriptions have been truncated: please review Commerce Control List for full description

Top Ten ECCNs to United Kingdom by Shipment Count	
EXCEPTIONS	#1 5A002 Systems/Equip./Integrated Circuits for Info Sec
	#2 9A610 Military Aircraft and Related Commodities
	#3 3A611 Military Electronics
	#4 EAR99 Items subject to the EAR that are not elsewhere controlled
	#5 9A991 Aircraft N.E.S. and Gas Turbine Engines not Controlled by 9A001 or 9A1
	#6 9A619 Military Gas Turbine Engines and Related Commodities
	#7 7A611 Navigation and Avionics equipment and systems, and "parts," "component
	#8 5D002 "Software" as follows (see List of Items Controlled)
	#9 7A103 Instrumentation, Navigation Equip./Systems Not
	#10 6A003 Cameras

Note: ECCN descriptions have been truncated: please review Commerce Control List for full description

Top Ten ECCNs to United Kingdom by Shipment Count	
NLR with ECCN	#1 9A991 Aircraft N.E.S. and Gas Turbine Engines not Controlled by 9A001 or 9A1
	#2 7A994 Other Navigation Direction Finding Equip. ... Not Controlled under 7A003
	#3 5A992 Equipment not controlled by 5A002 (see List of Items Controlled).
	#4 5A991 Telecommunication Equip. Not Controlled by 5A001
	#5 2B999 Specific Processing Equip., N.E.S.
	#6 4A994 Computers Not Controlled By 4A001 or 4A003
	#7 3A992 General Purpose Electronic Equip. Note Controlled by 3A002
	#8 1A995 Protective and Detection Equip.
	#9 3A991 Electronic Devices and Components
	#10 3B991 Other Mfg/Test Equip. Not Controlled By 3B

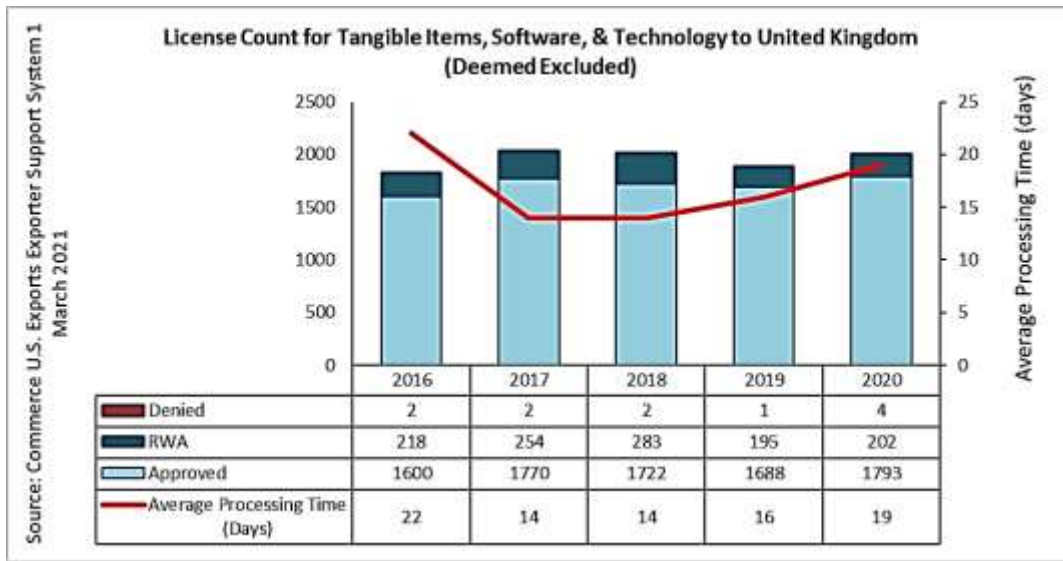
Note: ECCN descriptions have been truncated: please review Commerce Control List for full description



III. BIS Licensing to the United Kingdom

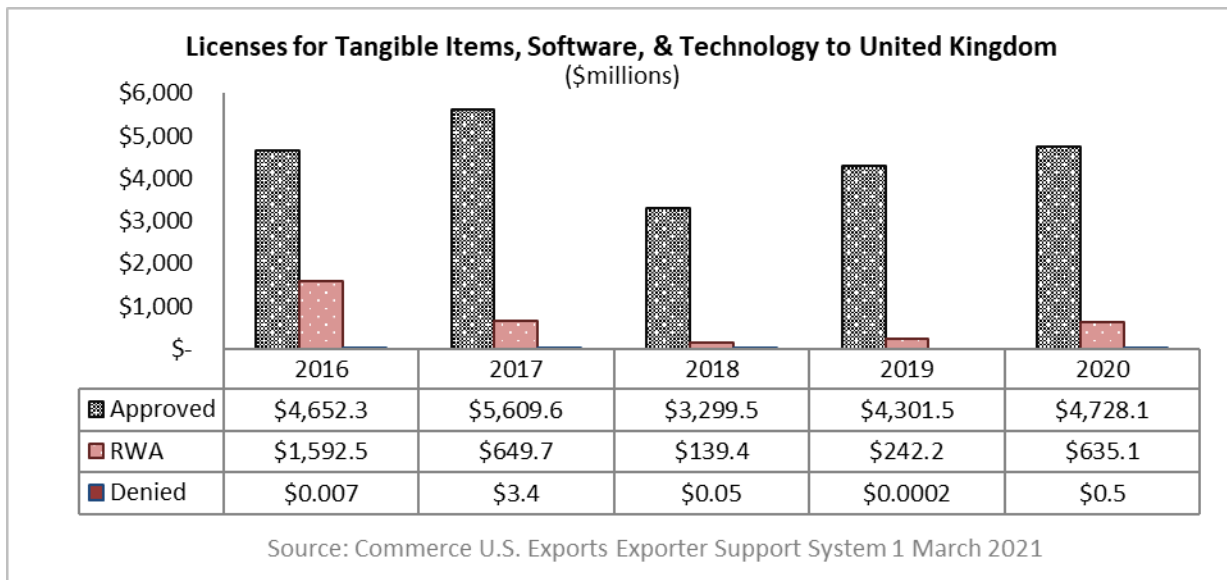
In 2020, BIS reviewed 1,999 export/re-export applications (not including deemed export applications) valued at \$5.4 billion for the United Kingdom, out of a total of 38,203 applications worldwide for tangible items, software and technology valued at \$219.4 billion.

– Approved applications for the United Kingdom totaled 1,793 (89.7% of the total applications) for \$4.7 billion, compared to 32,996 (86.4%) approved for all destinations valued at \$120.5 billion.



In 2020, BIS approved 20 applications (66.7% of the total applications) for Deemed Export from British nationals, compared to 1,068 (87.8%) approved for all destinations.

There were 10 RWA and no denials for Deemed Export applications for British nationals.





Top Ten Approved (with deemed) ECCNs to United Kingdom by Count				2016	2017	2018	2019	2020	% of World Total 2020
APPROVED	#1	9A610	Military Aircraft and Related Commodities	580	609	607	592	552	10.9%
	#2	3A611	Military Electronics	257	272	255	210	209	10.3%
	#3	9E610	Technology Required for the Development, Productio	165	185	192	193	195	14.7%
	#4	0A501	Firearms (except 0A502 shotguns) and related commo	0	0	0	0	125	2.4%
	#5	9A619	Military Gas Turbine Engines and Related Commoditi	89	95	148	119	97	9.4%
	#6	3A001	Electronic Components	38	52	90	72	72	5.8%
	#7	9E619	Technology Required for Commodities controlled by	70	56	76	73	61	15.0%
	#8	9A604	Commodities Related to Launch Vehicles, Missiles,	36	55	40	55	60	14.3%
	#9	0A919	Military Commodities Located and Produced outside	49	17	37	48	55	93.2%
	#10	9B610	Test, Inspection, and Production Equip. and Relate	23	47	47	36	52	11.8%

Source: Commerce U.S. Exports Exporter Support System 20 March 2021

Note: ECCN Descriptions have been truncated: please review Commerce Control List for Full Description

2020 Denied ECCNs for United Kingdom (including Deemed Export)				2020	% of World Total 2020
#1	2B350	Chemical Manufacturing Facilities and Equip.		1	4.3%
#2	9A604	Commodities Related to Launch Vehicles, Missiles, Rockets, torpedoes,		1	100.0%
#3	EAR99	Items subject to the EAR that are not elsewhere controlled		2	1.8%

Source: Commerce U.S. Exports Exporter Support System 20 March 2021

Note: ECCN Descriptions have been truncated: please review Commerce Control List for Full Description

Summary of U.S. Exports to United Kingdom Calendar Year 2020				
	CY2020	CY2019	% of Total Exports	Percentage Change from previous year
Total Exports	\$59,009,599,581	\$69,077,799,719		-14.6%
Total Subject to ITAR	\$2,460,666,551	\$2,523,113,569	4.2%	-2.5%
Subject to Other Gov. Agencies	\$61,811,796	\$75,190,845	0.1%	-17.8%
Detailed Summary of EAR-Controlled Exports				
AES License Type	Description	Value	Percentage of Total	Percentage Description
C30	Licenses	\$326,836,577	99.996%	
VDC	Voluntary Disclosure	\$12,061	0.004%	
Total of Licensed		\$326,848,638	0.6%	total licensed/total exports
C35	LVS	\$440,485	0.04%	
C36	GBS	\$6,308,045	0.6%	
C38	TSR	\$412,737	0.04%	
C40	TMP	\$161,325,807	16.0%	
C41	RPL	\$88,430,301	8.8%	
C42	GOV	\$39,204,392	3.9%	
C43	GFT	\$72,546	0.01%	
C44	TSU	\$9,215,750	0.9%	
C45	BAG	\$72,573	0.01%	
C46	AVS	\$1,118,696	0.1%	
C50	ENC	\$614,907,029	60.9%	
C53	APP	\$2,140,084	0.2%	
C59	STA	\$86,255,075	8.5%	
Total of License Exceptions		\$1,009,903,520	1.7%	total license exceptions/total exports
			75.5%	total license exceptions/total subject to license requirement
Total subject to license requirement (Licensed and License Exceptions)		\$1,336,752,158	2.3%	total subject to license requirement/total exports
C33	NLR reporting an ECCN	\$9,455,043,143	16.02%	NLR reporting an ECCN/total exports
C60	NLR for 600-series .y subparagraph	\$21,024,451	0.04%	NLR for 600-series .y subparagraph/total exports
C63	NLR for 0A501 .y subparagraph Firearms	\$113,570	0.0002%	NLR for 0A501 .y subparagraph firearms/total exports
Total of NLR		\$9,476,181,164	16.1%	total NLR with an ECCN/total export
Exports not reporting an ECCN		\$45,674,187,912	77.4%	

Source: U.S. Census Bureau, Foreign Trade Division and Automated Export System