



## Summary

In 2020, **2.1%** of total *U.S. exports* were shipped to Taiwan while **2.6%** of total *U.S. Imports* were delivered from Taiwan. In 2020, U.S. exports to Taiwan totaled \$30.5 billion, a 2.5% (\$0.8 billion) decrease from 2019; U.S. imports from Taiwan totaled \$60.4 billion, a 11.4% (\$6.2 billion) increase; and the trade deficit was \$29.9 billion, a 30.4% (\$6.9 billion) increase.

In 2020, the most traded commodity sectors of U.S.-Taiwan trade were Machinery and Mechanical Appliances, and Chemicals, Plastics and Leather products, Minerals, and Base metals.

In 2020, \$413.6 million (1.4% of the total exports) was shipped under BIS licenses. The top ECCNs of licensed exports by value are similar to that in 2019. In 2020, the top ECCN was 3B001 for Epitaxial Equipment for Semiconductors; the next two highest top two ECCNs were 9A619 for Military Gas Turbine Engines and Related Commodities and 9A610 for Military Aircraft and Related Commodities; 2B350 for Chemical Manufacturing Facilities and Equipment.

In 2020, \$384.5 million (1.3% of the total exports) was shipped under BIS license exception authorization. The top ECCNs by value are similar to that in 2019. In 2020, the top ECCNs were 5A002 for Systems Equipment, Integrated Circuits for Information Security; 3A001 for Electronic Components; and 9E991 for Technology for the Development, Production, and Use with Items in 9A991 or 9B991.

In 2020, BIS has processed a total of 1,460 license applications valued at \$5.9 billion for tangible items, software and technology for Taiwan. BIS has approved 1,280 (87.7% of the total applications) for \$5.6 billion. RWA totaled 175 valued at \$279.2 million. There were 5 denials valued at \$49.3 million.

In 2020, BIS received 7 applications from Taiwan nationals for deemed exports and approved 7. There was one RWA and no denials.

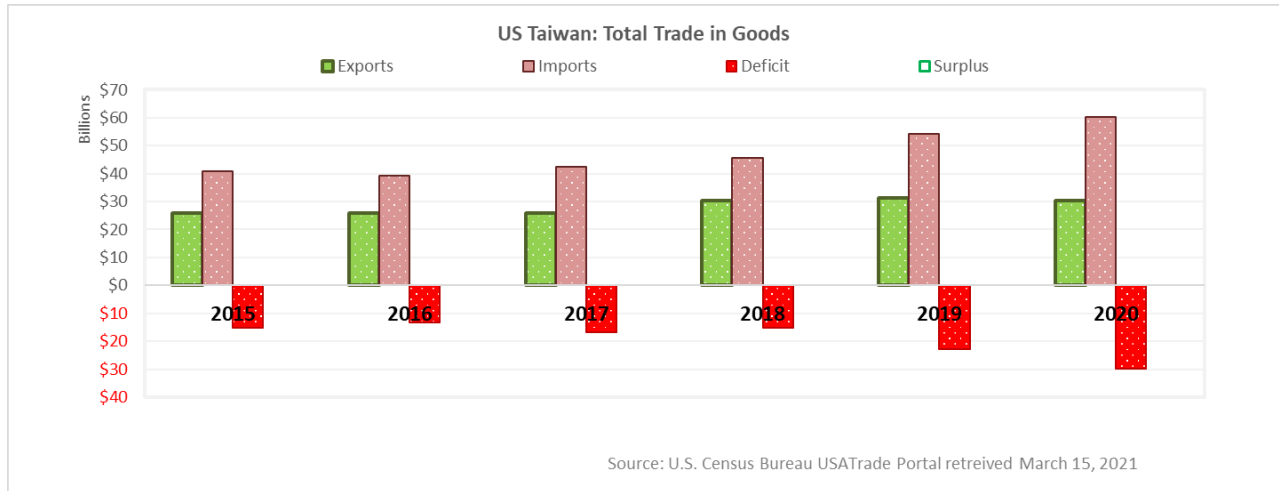
The top approved ECCNs are 9A610 for Military aircraft and related commodities with 277 approvals; 2B350 for Chemical Manufacturing Facilities and Equipment with 201 approvals, and 3A001 for Electronic Components with 97 approvals.

In 2020, the average processing time for Taiwan is 16 days.



## I. Total U.S. Trade in Goods with Taiwan

In 2020, U.S. exports to Taiwan totaled \$30.5 billion, a 2.5% (\$0.8 billion) decrease from 2019; U.S. imports from Taiwan totaled \$60.4 billion, a 11.4% (\$6.2 billion) increase; and the trade deficit was \$29.9 billion, a 30.4% (\$6.9 billion) increase.



In 2020, 2.1% of total *U.S. exports* were shipped to Taiwan while 2.6% of total *U.S. Imports* were delivered from Taiwan. In 2020, the level of U.S. exports to Taiwan and U.S. imports from Taiwan exceeded the prior five-year average level by value not adjusted for inflation. The U.S. trade deficit with Taiwan is lower than the prior five-year average level by value not adjusted for inflation.

	2015	2016	2017	2018	2019	2020	2015-2019 Average
EXPORTS	\$25,826.0	\$26,033.9	\$25,735.8	\$30,479.7	\$31,293.7	\$30,496.3	\$27,873.8
Δvalue	--	\$207.9	-\$298.1	\$4,743.9	\$814.0	-\$797.4	
Δpct	--	0.8%	-1.1%	18.4%	2.7%	-2.5%	
IMPORTS	\$40,911.4	\$39,198.8	\$42,417.5	\$45,732.1	\$54,253.1	\$60,427.7	\$44,502.6
Δvalue	--	-\$1,712.5	\$3,218.7	\$3,314.6	\$8,521.0	\$6,174.6	
Δpct	--	-4.2%	8.2%	7.8%	18.6%	11.4%	
BALANCE	(\$15,085.3)	(\$13,164.9)	(\$16,681.7)	(\$15,252.4)	(\$22,959.4)	(\$29,931.4)	(\$16,628.8)
Δvalue	--	\$1,920.4	(\$3,516.7)	\$1,429.3	(\$7,707.0)	(\$6,971.9)	
Δpct	--	-12.7%	26.7%	-8.6%	50.5%	30.4%	

Values in Millions of U.S. Dollars. Source: U.S. Census Bureau USATrade Portal March 15, 2021



In 2020, of the \$30.5 billion in U.S. exports to Taiwan, the top commodity sectors were Machinery & Mechanical Appliances (35.9%), Chemicals, Plastics, Leather Products (13.8%), and Minerals (11.6%).

In 2020, of the \$60.4 billion in U.S. imports from Taiwan, the top commodity sectors were Machinery & Mechanical Appliances (61.2%), Base metals (9.2%), and Chemicals, Plastics, Leather Products (7.4%).

Imports from Taiwan by Sector	Taiwan Commodity Trade 2020	US exports to Taiwan by Sector
<b>\$60,427,672,016</b>	<b>Total Value All Commodities</b>	<b>\$30,496,319,559</b>
1.1%	Agriculture (Chapters 01-24)	10.6%
0.3%	Minerals (Chapters 25-27)	11.6%
7.4%	Chemicals, Plastics, Leather Products (Chapters 28-43)	13.8%
0.5%	Wood Products (Chapters 44-49)	1.5%
1.4%	Textiles and Footwear (Chapters 50-67)	0.5%
0.8%	Stone, Glass, & Semiprecious Metals (Chapters 68-71)	2.2%
9.2%	Base metals (Chapters 72-83)	3.5%
61.2%	Machinery & Mechanical Appliances (Chapters 84-85)	35.9%
5.4%	Transportation Equipment (Chapters 86-89)	10.3%
3.7%	Optical, Measuring, Medical or Other Instruments (Chapters 90-92)	7.5%
0.2%	Arms & Ammunition (Chapter 93)	0.3%
5.4%	Miscellaneous Manufactured Items (Chapters 94 -96)	0.3%
0.0%	Art & Antiques (Chapter 97)	0.2%
3.4%	Special Items (Chapters 98-99** Imports only 99)	2.0%

Source: U.S. Census Bureau USATrade Portal retrieved March 15, 2021



## II. Exports to Taiwan subject to US Government Filing Requirements

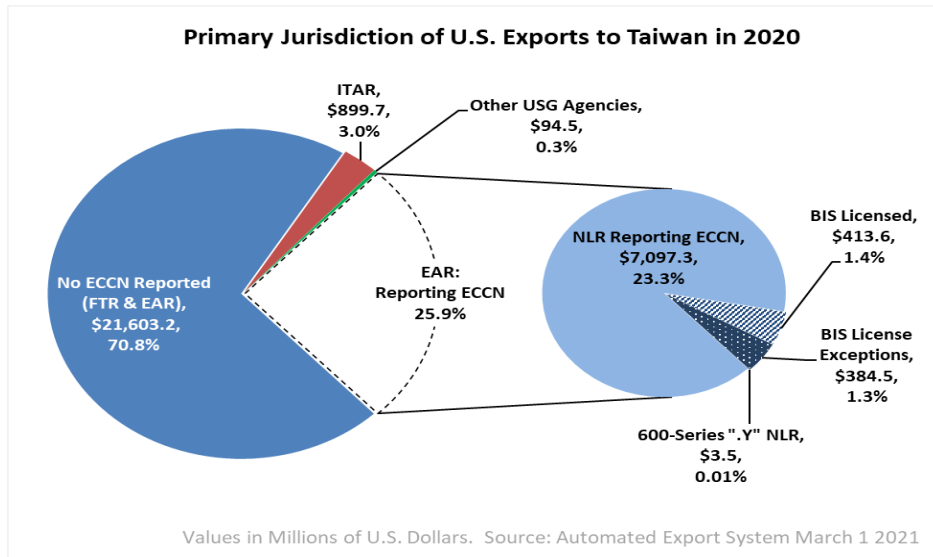
In 2020, 2.1% of the total U.S. exports of \$1.4 trillion to the World were shipped to Taiwan and 2.6% of the total U.S. Imports of \$2.3 trillion were imported from Taiwan.

- 2.6% were subject to a BIS license requirement:
  - 1.4% were exported under a BIS license; Worldwide, 0.5% were exported under a BIS license.
  - 1.3% were exported under a BIS license exception; Worldwide, 1.0% were exported under a BIS license exception.
- 23.3% were exported under No License Required (NLR) with an ECCN reported; Worldwide, 10.7% were exported under NLR with an ECCN reported.
  - 0.01% were exported under NLR for 600-series .y subparagraph items; Worldwide, 0.02% were exported under NLR for 600-series .y subparagraph items.
  - 0.0003% were exported under NLR for 0A501 .y subparagraph Firearms items; Worldwide, 0.001% were exported under NLR for 0A501 .y subparagraph Firearms items.

Taiwan			
	2018	2019	2020
Department of State	\$962.0	\$630.5	\$899.7
Other USG Agencies	\$54.7	\$117.4	\$94.5
Department of Commerce	\$29,463.0	\$30,545.8	\$29,502.1
BIS Licensed	\$291.9	\$399.5	\$413.6
BIS License Exceptions	\$389.4	\$374.9	\$384.5
NLR reporting an ECCN	\$5,932.4	\$7,408.8	\$7,097.3
NLR not reporting an ECCN	\$22,846.0	\$22,359.9	\$21,603.2
600-Series ".Y" Paragraph NLR	\$3.3	\$2.6	\$3.5
YFA ".Y" Firearms	\$0	\$0	\$0.1

Values in Millions of U.S. Dollars. Source: Automated Export System March 1, 2021

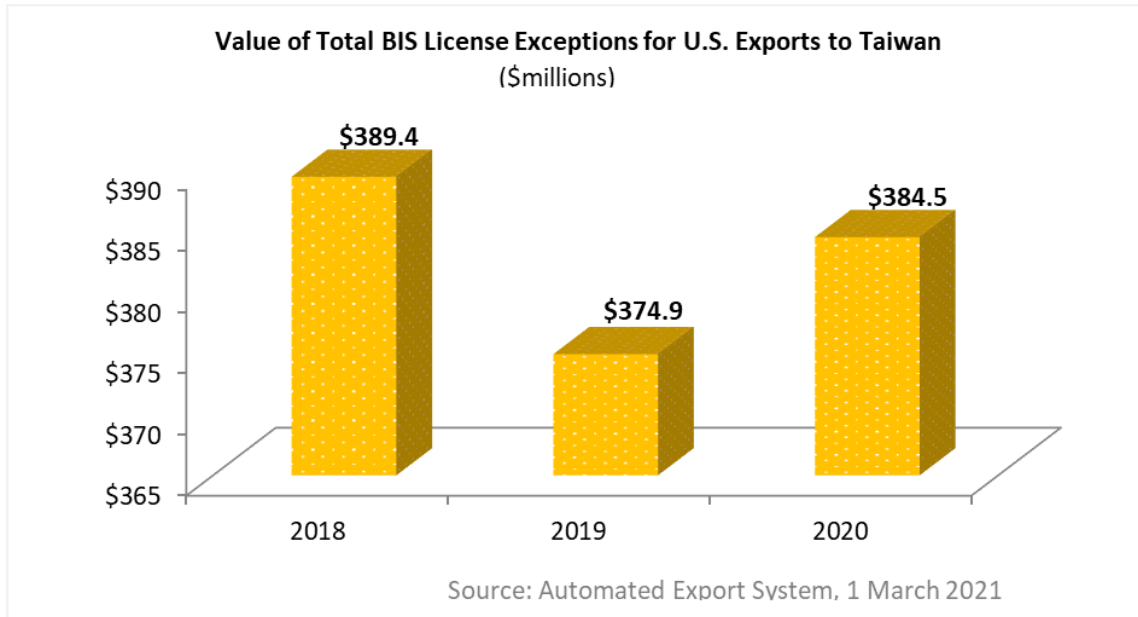
Reasons for Control	Chemical and Biological Weapons			Nuclear Nonproliferation		National Security		Missile Tech	Regional Stability		Firearms Convention	Crime Control			Anti-Terrorism	
	CB:1	CB:2	CB:3	NP:1	NP:2	NS:1	NS:2	MT:1	RS:1	RS:2	FC:1	CC:1	CC:2	CC:3	AT:1	AT:2
Taiwan	X	X	X	X		X	X	X	X	X		X		X		



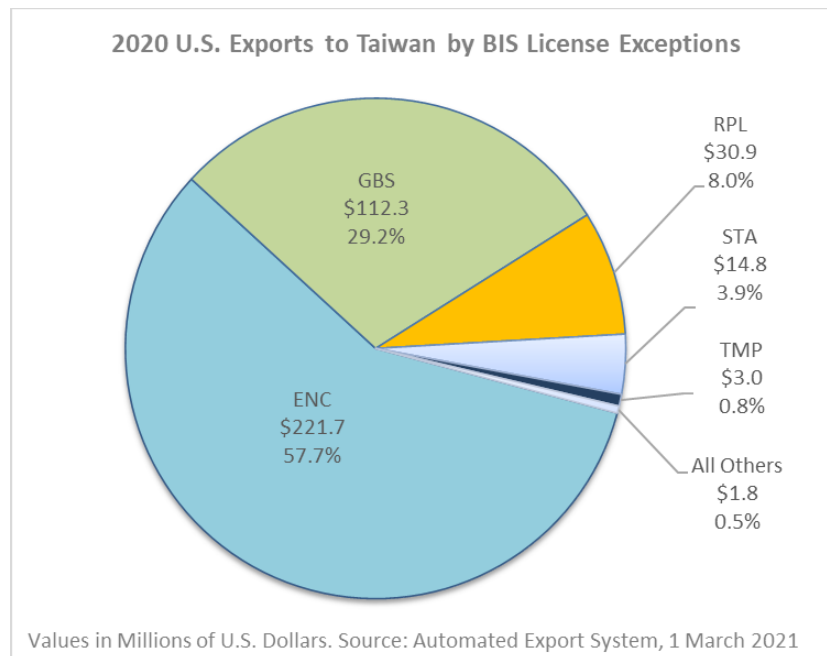


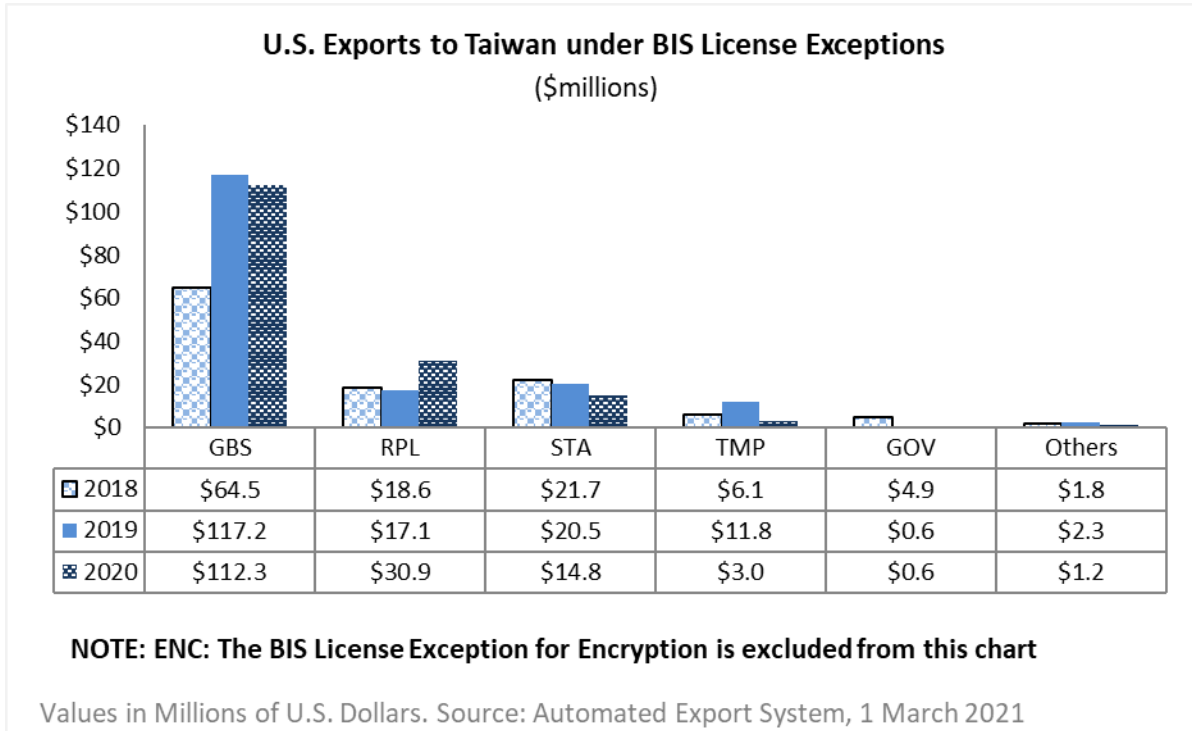

# U.S. to Taiwan Export Trade Trends

In 2020, U.S. exports to Taiwan shipped under a BIS license exception totaled \$384.5 million, a 2.6% (\$9.6 million) increase from 2019.



In 2020, the top license exception Encryption Commodities & Software (ENC) totaled \$221.7 million (57.7% of all license exceptions), followed by Country Group B Shipments (GBS) at \$112.3 million (29.2%), and Servicing & Replacement of Parts & Equipment (RPL) at \$ 30.9 million (8.0%).







Top Ten ECCNs by Value to Taiwan (\$millions)		
<b>LICENSED</b>	#1	3B001 Epitaxial Equip. for Semiconductors
	#2	9A619 Military Gas Turbine Engines and Related Commodities
	#3	9A610 Military Aircraft and Related Commodities
	#4	2B350 Chemical Manufacturing Facilities and Equip.
	#5	3A233 Mass Spectrometers
	#6	2B230 Pressure Transducers
	#7	3C004 Hydrides of Phosphorus, Arsenic, Or Antimony
	#8	7A003 Inertial Navigation Systems (Gimballed/Strapdown)
	#9	3A611 Military Electronics
	#10	3A001 Electronic Components

Note: ECCN descriptions have been truncated: please review Commerce Control List for full description

Top Ten ECCNs by Value to Taiwan (\$millions)		
<b>EXCEPTIONS</b>	#1	5A002 Systems/Equip./Integrated Circuits for Info Sec
	#2	3A001 Electronic Components
	#3	9E991 Technology for the Dev/Prod/use with Items In 9A991 Or 9B991
	#4	9A610 Military Aircraft and Related Commodities
	#5	3B001 Epitaxial Equip. for Semiconductors
	#6	3C004 Hydrides of Phosphorus, Arsenic, Or Antimony
	#7	1C006 Fluids and Lubricating Materials
	#8	3B002 "Test Equip." for Semiconductors Devices
	#9	9A619 Military Gas Turbine Engines and Related Commodities
	#10	3A611 Military Electronics

Note: ECCN descriptions have been truncated: please review Commerce Control List for full description

Top Ten ECCNs by Value to Taiwan (\$millions)		
<b>NLR with ECCN</b>	#1	EAR99 Items subject to the EAR that are not elsewhere controlled
	#2	No ECCN No ECCN is required for License Exceptions TMP*
	#3	3B991 Other Mfg/Test Equip. Not Controlled By 3B
	#4	9A991 Aircraft N.E.S. and Gas Turbine Engines not Controlled by 9A001 or 9A1
	#5	3B992 Equip. for the Inspection/Testing of Components not Controlled buy 3B0
	#6	3A991 Electronic Devices and Components
	#7	5A992 Equipment not controlled by 5A002 (see List of Items Controlled).
	#8	5A991 Telecommunication Equip. Not Controlled by 5A001
	#9	4A994 Computers Not Controlled By 4A001 or 4A003
	#10	5B991 Telecommunications Test Equip.

Note: ECCN descriptions have been truncated: please review Commerce Control List for full description



Top Ten ECCNs to Taiwan by Shipment Count		
<b>LICENSED</b>	#1	2B230 Pressure Transducers
	#2	9A610 Military Aircraft and Related Commodities
	#3	2B350 Chemical Manufacturing Facilities and Equip.
	#4	9A619 Military Gas Turbine Engines and Related Commodities
	#5	3B001 Epitaxial Equip. for Semiconductors
	#6	3A001 Electronic Components
	#7	5A002 Systems/Equip./Integrated Circuits for Info Sec
	#8	1C350 Chemicals, Precursors for toxic Chemical Agents
	#9	3A611 Military Electronics
	#10	0A504 Optical sighting devices for firearms (including shotguns controlled b

Note: ECCN descriptions have been truncated: please review Commerce Control List for full description

Top Ten ECCNs to Taiwan by Shipment Count		
<b>EXCEPTIONS</b>	#1	5A002 Systems/Equip./Integrated Circuits for Info Sec
	#2	3A001 Electronic Components
	#3	9A619 Military Gas Turbine Engines and Related Commodities
	#4	9A610 Military Aircraft and Related Commodities
	#5	EAR99 Items subject to the EAR that are not elsewhere controlled
	#6	1C006 Fluids and Lubricating Materials
	#7	9A991 Aircraft N.E.S. and Gas Turbine Engines not Controlled by 9A001 or 9A1
	#8	5D002 "Software" as follows (see List of Items Controlled)
	#9	No ECCN No ECCN is required for License Exceptions TMP*
	#10	3A611 Military Electronics

Note: ECCN descriptions have been truncated: please review Commerce Control List for full description

Top Ten ECCNs to Taiwan by Shipment Count		
<b>NLR with ECCN</b>	#1	No ECCN No ECCN is required for License Exceptions TMP*
	#2	EAR99 Items subject to the EAR that are not elsewhere controlled
	#3	3B991 Other Mfg/Test Equip. Not Controlled By 3B
	#4	5A992 Equipment not controlled by 5A002 (see List of Items Controlled).
	#5	5A991 Telecommunication Equip. Not Controlled by 5A001
	#6	9A991 Aircraft N.E.S. and Gas Turbine Engines not Controlled by 9A001 or 9A1
	#7	3B992 Equip. for the Inspection/Testing of Components not Controlled buy 3B0
	#8	3A991 Electronic Devices and Components
	#9	4A994 Computers Not Controlled By 4A001 or 4A003
	#10	3A992 General Purpose Electronic Equip. Note Controlled by 3A002

Note: ECCN descriptions have been truncated: please review Commerce Control List for full description

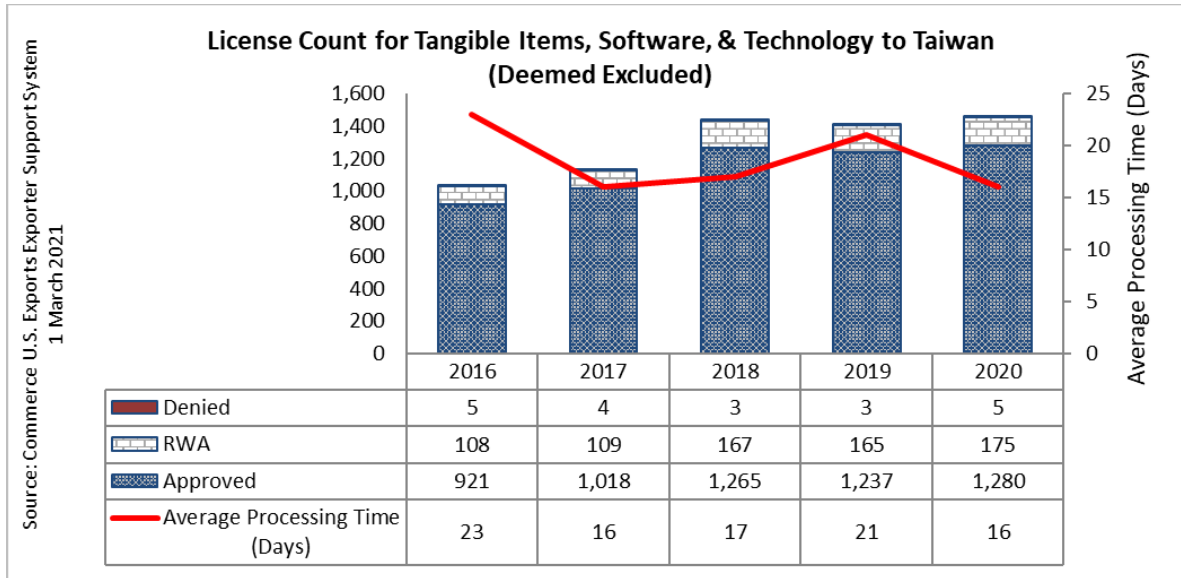




### III. BIS Licensing to Taiwan

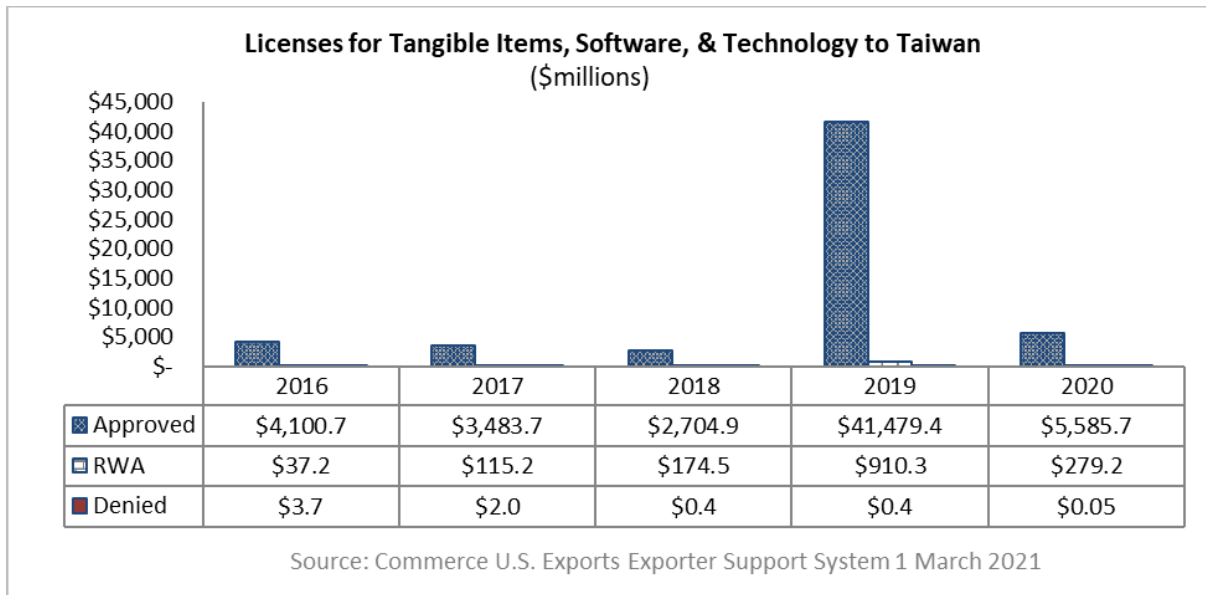
In 2020, BIS reviewed 1,460 export/re-export applications (not including deemed export applications) valued at \$5.9 billion for Taiwan, out of a total of 38,203 applications worldwide for tangible items, software and technology valued at \$219.4 billion.

– Approved applications for Taiwan totaled 1,280 (87.7% of the total applications) for \$5.6 billion, compared to 32,996 (86.4%) approved for all destinations valued at \$120.5 billion.



In 2020, BIS reviewed 7 deemed export applications from Taiwanese nationals, out of 1,216 applications worldwide for deemed exports.

– Approved deemed exports applications for Taiwan totaled 7 (100% of the total applications), compared to the 1,068 (87.8%) approved for all destinations.





Top Ten Approved (with deemed) ECCNs to Taiwan by Count			2016	2017	2018	2019	2020	% of World Total 2020
<b>APPROVED</b>	#1	<b>9A610</b> Military Aircraft and Related Commodities	166	189	276	281	277	5.5%
	#2	<b>2B350</b> Chemical Manufacturing Facilities and Equip.	190	194	230	208	201	9.5%
	#3	<b>3A001</b> Electronic Components	33	37	55	58	97	7.8%
	#4	<b>9A619</b> Military Gas Turbine Engines and Related Commoditi	48	52	79	78	64	6.2%
	#5	<b>2B230</b> Pressure Transducers	80	69	113	97	58	18.5%
	#6	<b>3A233</b> Mass Spectrometers	66	59	59	45	55	11.9%
	#7	<b>6A003</b> Cameras	15	38	25	47	54	4.7%
	#8	<b>3A611</b> Military Electronics	59	34	59	53	47	2.3%
	#9	<b>9E610</b> Technology Required for the Development, Productio	21	32	53	44	46	3.5%
	#10	<b>1A004</b> Protective and Detection Equip.	11	7	11	17	34	6.3%

Source: Commerce U.S. Exports Exporter Support System 20 March 2020

Note: ECCN Descriptions have been truncated; please review Commerce Control List for Full Description

All Eight Denied (with deemed) ECCNs to Taiwan by Count			2020	% of World Total 2020
<b>Denied</b>	#1	<b>1C210</b> Fibrous/Filamentary Materials Not Controlled By 1C010.a, .b or .e, as	1	20.0%
	#2	<b>1C350</b> Chemicals, Precursors for toxic Chemical Agents	1	100.0%
	#3	<b>1C355</b> Chemical Weapons Convention (Cwc) Schedule 2 and 3 Chemicals and Famil	1	100.0%
	#4	<b>3B992</b> Equip. for the Inspection/Testing of Components not Controlled buy 3B0	1	33.3%
	#5	<b>3E991</b> Technology for the "Devel.," "Prod." or "use" of items under 3A991...	1	6.3%
	#6	<b>9A610</b> Military Aircraft and Related Commodities	1	4.5%
	#7	<b>9E610</b> Technology Required for the Development, Production Operation, Install	1	33.3%
	#8	<b>EAR99</b> Items subject to the EAR that are not elsewhere controlled	1	0.9%

Source: Commerce U.S. Exports Exporter Support System 20 March 2020

Note: ECCN Descriptions have been truncated; please review Commerce Control List for Full Description



# US Exports to Taiwan Summary

Summary of U.S. Exports to Taiwan Calendar Year 2020				
	CY2020	CY2019	% of Total Exports	Percentage Change from previous year
Total Exports	\$30,496,319,559	\$31,293,676,896		-2.5%
Total Subject to ITAR	\$899,709,253	\$630,469,758	3.0%	42.7%
Subject to Other Gov. Agencies	\$94,478,155	\$117,434,029	0.3%	-19.5%
Detailed Summary of EAR-Controlled Exports				
AES License Type	Description	Value	Percentage of Total	Percentage Description
C30	Licenses	\$413,454,825	100.0%	
VDC	Voluntary Disclosure	\$111,673	0.03%	
<b>Total of Licensed</b>		\$413,566,498	<b>1.4%</b>	total licensed/total exports
C35	LVS	\$287,616	0.1%	
C36	GBS	\$112,314,708	29.2%	
C38	TSR	\$1,093	0.0003%	
C40	TMP	\$2,965,178	0.8%	
C41	RPL	\$30,924,086	8.0%	
C42	GOV	\$576,949	0.2%	
C43	GFT	\$173,272	0.05%	
C44	TSU	\$533,079	0.1%	
C45	BAG	\$5,000	0.001%	
C46	AVS	\$169,798	0.04%	
C50	ENC	\$221,685,985	57.7%	
C53	APP	\$25,514	0.01%	
C59	STA	\$14,803,296	3.9%	
<b>Total of License Exceptions</b>		\$384,465,574	<b>1.3%</b>	total license exceptions/total exports
			<b>48.2%</b>	total license exceptions/total subject to license requirement
<b>Total subject to license requirement (Licensed and License Exceptions)</b>		\$798,032,072	<b>2.6%</b>	total subject to license requirement/total exports
C33	NLR reporting an ECCN	\$7,097,281,917	23.3%	NLR reporting an ECCN/total exports
C60	NLR for .y subparagraph 600-series	\$3,527,513	0.01%	NLR for .y subparagraph 600-series/total exports
C63	NLR for 0A501 .y subparagraph Firearms	\$106,619	0.0003%	NLR for 0A501 .y subparagraph firearms/total exports
<b>Total of NLR</b>		\$7,100,916,049	<b>23.3%</b>	total NLR with an ECCN/total export
<b>Exports not reporting an ECCN</b>		\$21,603,184,030	<b>70.8%</b>	

Source: U.S. Census Bureau, Foreign Trade Division and Automated Export System