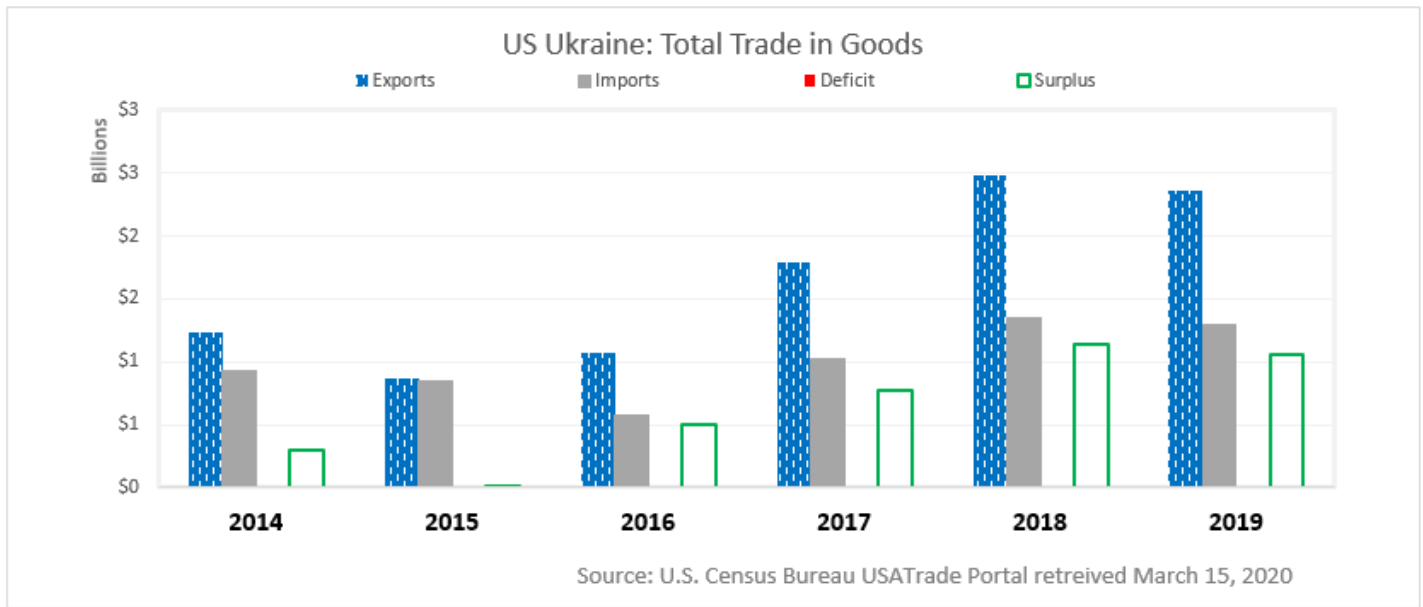




I. Total U.S. Trade in goods with Ukraine

In 2019, U.S. exports to Ukraine totaled \$2.4 billion, a 5.3% (\$0.1 billion) decrease from 2018; U.S. imports from Ukraine totaled \$1.3 billion, a 4.0% (\$0.05 billion) decrease; and the trade deficit was \$1.1 billion, a 6.8% (\$0.08 billion) decrease.



In 2019, **0.1%** of total **U.S. exports** were shipped to Ukraine while **0.1%** of total **U.S. Imports** were delivered from Ukraine. In 2019, the level of U.S. exports to, and U.S. import from Ukraine exceeded the prior five-year average level by value not adjusted for inflation. The U.S. trade balance with Ukraine is positive.

	2014	2015	2016	2017	2018	2019	2014-2018 Average
EXPORTS	\$1,239.0	\$862.2	\$1,076.7	\$1,788.5	\$2,486.2	\$2,354.8	\$1,490.5
Δvalue	--	-\$376.9	\$214.5	\$711.8	\$697.7	-\$131.4	
Δpct	--	-30.4%	24.9%	66.1%	39.0%	-5.3%	
IMPORTS	\$935.2	\$851.5	\$578.2	\$1,019.6	\$1,352.6	\$1,298.5	\$947.4
Δvalue	--	-\$83.7	-\$273.3	\$441.4	\$333.0	-\$54.2	
Δpct	--	-9.0%	-32.1%	76.3%	32.7%	-4.0%	
BALANCE	\$303.8	\$10.6	\$498.5	\$768.9	\$1,133.5	\$1,056.4	\$543.1
Δvalue	--	(\$293.2)	\$487.8	\$270.4	\$364.7	(\$77.2)	
Δpct	--	-96.5%	4581.1%	54.3%	47.4%	-6.8%	

Values in Millions of U.S. Dollars. Source: U.S. Census Bureau USATrade Portal March 15, 2020



U.S. Trade with Ukraine

In 2019, of the \$2.4 billion in U.S. exports to Ukraine, the top commodity sectors were Transportation Equipment (33.5%), Minerals (30.7%), and Machinery and Mechanical Appliances (9.8%).

In 2019, of the \$1.3 billion in U.S. imports from Ukraine, the top commodity sectors were Base metals (59.0%), Agriculture products (12.0%), and Machinery and Mechanical Appliances (9.5%).

Imports from Ukraine by Sector	Ukraine Commodity Trade 2019	US exports to Ukraine by Sector
\$1,298,468,373	Total Value All Commodities	\$2,354,827,276
12.0%	Agriculture (Chapters 01-24)	9.1%
1.7%	Minerals (Chapters 25-27)	30.7%
2.6%	Chemicals, Plastics, Leather (Chapters 28-43)	6.1%
1.1%	Wood Products (Chapters 44-49)	0.5%
5.0%	Textiles and Footwear (Chapters 50-67)	2.1%
1.4%	Stone, Glass, & Semiprecious Metals (Chapters 68-71)	0.3%
59.0%	Base metals (Chapters 72-83)	3.3%
9.5%	Machinery (Chapters 84-85)	9.8%
1.8%	Transportation (Chapters 86-89)	33.5%
0.8%	Optical, Measuring, Medical or Other Instruments (Chapters 90-92)	2.3%
0.0%	Arms & Ammunition (Chapter 93)	0.4%
1.9%	Miscellaneous Manufactured Items (Chapters 94 -96)	0.2%
0.2%	Art & Antiques (Chapter 97)	0.0%
2.9%	Special Items (Chapters 98-99** Imports only 99)	1.6%

Source: U.S. Census Bureau USA Trade Portal retrieved March 9, 2020



II. U.S. Exports to Ukraine subject to U.S. Government Filing Requirements

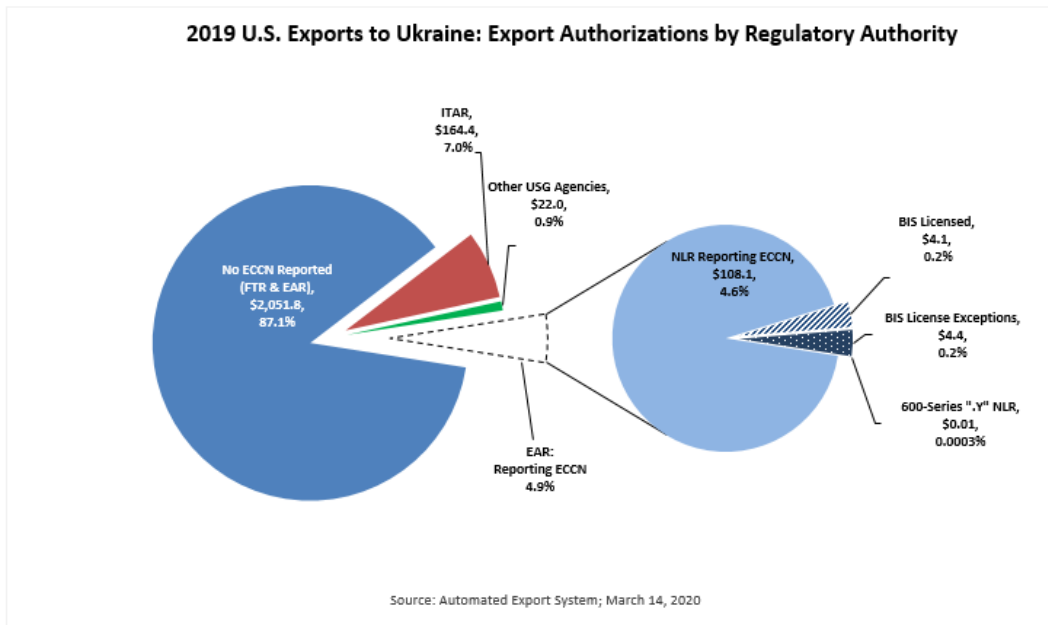
- In 2019, of the \$2.4 billion in U.S. exports to Ukraine:
 - 0.4% were subject to a BIS license requirement
 - 0.2% were exported under a BIS license; Worldwide, 0.4% were exported under a BIS license.
 - 0.2% were exported under a BIS license exception; Worldwide, 1.0% were exported under a BIS license exception.
 - 4.6% were exported under No License Required with an ECCN; Worldwide, 12.1% were exported under NLR with an ECCN reported
 - 0.00003% were exported under NLR for .y 600-series items; Worldwide, 0.02% were exported under NLR for .y 600-series items.

Ukraine			
	2017	2018	2019
Department of State	\$108.7	\$134.4	\$164.4
Other USG Agencies	\$10.6	\$12.1	\$22.0
Department of Commerce	\$1,669.2	\$2,339.6	\$2,168.4
BIS Licensed	\$6.0	\$4.2	\$4.1
BIS License Exceptions	\$4.7	\$3.7	\$4.4
NLR reporting an ECCN	\$132.9	\$303.5	\$108.1
NLR not reporting an ECCN	\$1,525.5	\$2,028.1	\$2,051.8
600-Series ".Y" Paragraph NLR	\$0.05	\$0.04	\$0.01

Values in Millions of U.S. Dollars. Source: Automated Export System | April 1, 2020

Reasons for Control	Chemical and Biological Weapons			Nuclear Nonproliferation		National Security		Missile Tech	Regional Stability		Firearms Convention	Crime Control			Anti-Terrorism	
	CB:1	CB:2	CB:3	NP:1	NP:2	NS:1	NS:2	MT:1	RS:1	RS:2	FC:1	CC:1	CC:2	CC:3	AT:1	AT:2
Ukraine	X					X	X	X	X	X		X	X			

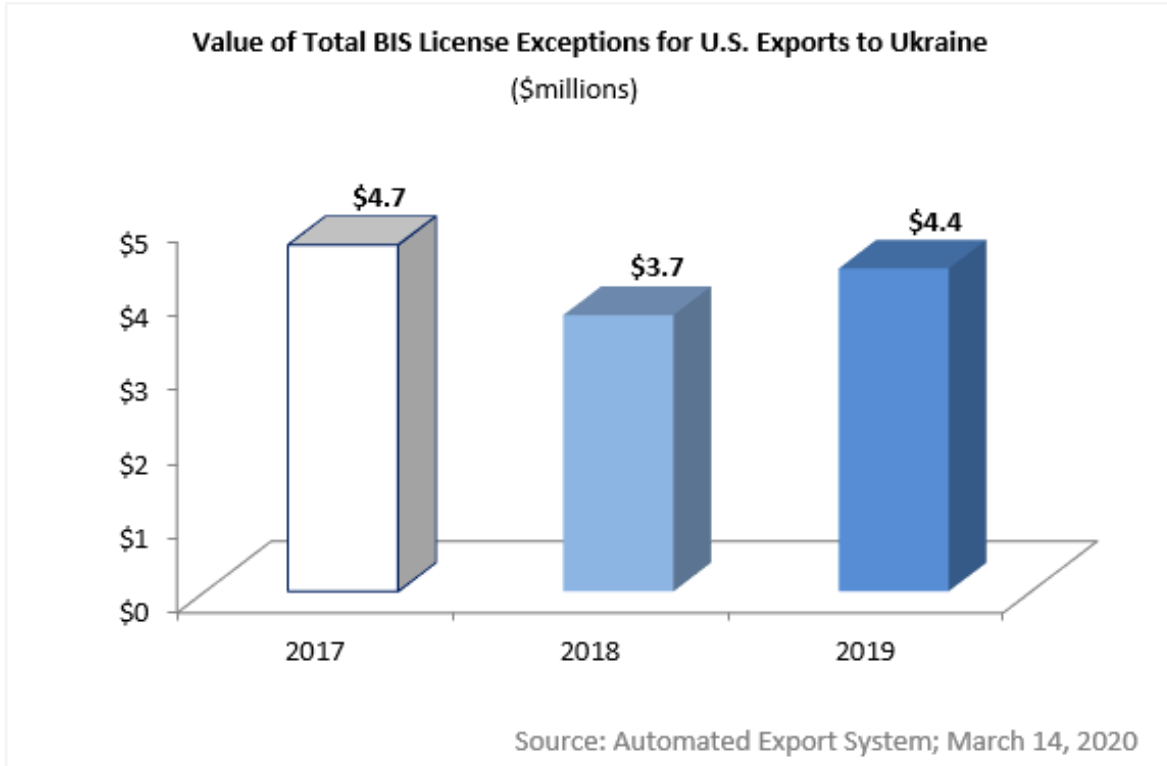
CFR 15 Part 738 Supplement 1



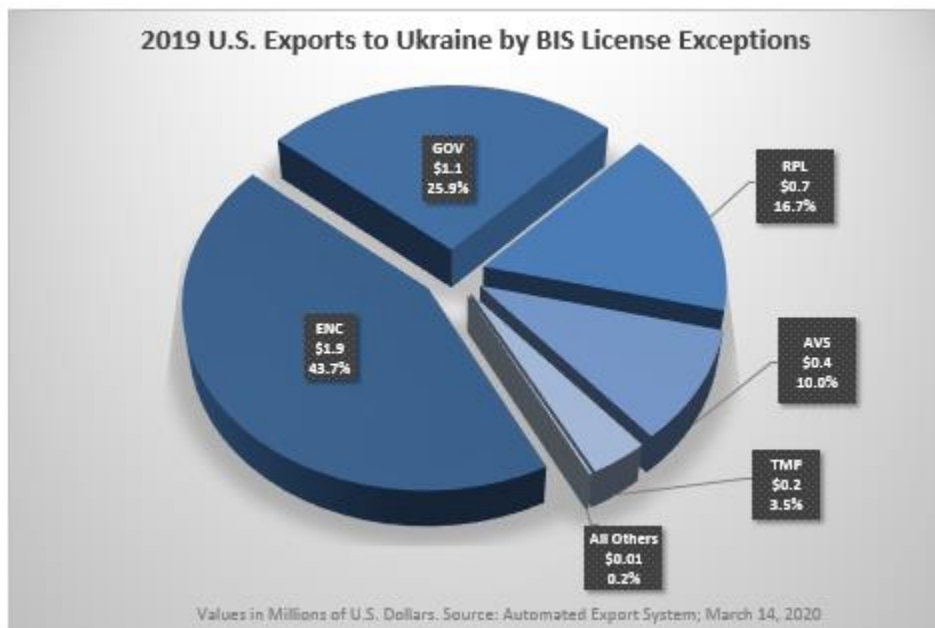


U.S. Exports to Ukraine

In 2019, U.S. exports to Ukraine shipped under a BIS license exception totaled \$4.4 million, a 18.9% (\$0.6 million) increase from 2018.





The top license exception Encryption commodities, Software and Technology (ENC) totaled \$1.9 million (43.7% of all license exceptions).





U.S. Exports to Ukraine





Top Ten ECCNs by Value to Ukraine (\$millions)	
LICENSED	#1 0A987 Optical Sighting Devices for Firearms
	#2 5A002 Systems/Equip./Integrated Circuits for Info Sec
	#3 6A003 Cameras
	#4 1A006 Disposal of Improvised Explosive Devices
	#5 0A984 Shotguns, Buckshot, Shotgun Shells
	#6 1A004 Protective and Detection Equip.
	#7 6A995 "Lasers" as Follows (See List of Items Controlled).
	#8 EAR99 Items subject to the EAR that are not elsewhere controlled
	#9 6A005 Optical Equip. (Lasers)
	#10 7A611 Navigation and Avionics equipment and systems, and "parts,"

Top Ten ECCNs by Value to Ukraine (\$millions)	
EXCEPTIONS	#1 5A002 Systems/Equip./Integrated Circuits for Info Sec
	#2 EAR99 Items subject to the EAR that are not elsewhere controlled
	#3 2A983 Explosives Or Detonator Detection Equip.
	#4 9A991 Aircraft N.E.S. and Gas Turbine Engines not Controlled by 9A001 or 9A101...
	#5 3A611 Military Electronics
	#6 5A992 Equipment not controlled by 5A002
	#7 1A004 Protective and Detection Equip.
	#8 5A001 Telecommunications/Transmission Equip.
	#9 2B351 toxic Gas Monitoring Systems & Dedicated Detectors
	#10 8A992 Vessels, Marine Systems or Equip. not Controlled by 8A001 or 8A002...

Top Ten ECCNs by Value to Ukraine (\$millions)	
NLR with ECCN	#1 EAR99 Items subject to the EAR that are not elsewhere controlled
	#2 9A991 Aircraft N.E.S. and Gas Turbine Engines not Controlled by 9A001 or 9A101...
	#3 5A992 Equipment not controlled by 5A002
	#4 2B350 Chemical Manufacturing Facilities and Equip.
	#5 5A991 Telecommunication Equip. Not Controlled by 5A001
	#6 1A999 Specific Processing Equip., N.E.S
	#7 7A994 Other Navigation Direction Finding Equip. ... Not Controlled under 7A003
	#8 1C992 Commercial Charges and Devices Containing Energetic Materials ...
	#9 3A992 General Purpose Electronic Equip. Note Controlled by 3A002
	#10 1C991 Vaccines, Immunotoxins and Medical Products ...

Source: Automated Export System, retrieved on March 18, 2020

Note: ECCN descriptions have been truncated, please review Commerce Control List for full description.



Top Ten ECCNs to Ukraine by Shipment Count	
LICENSED	#1 0A987 Optical Sighting Devices for Firearms
	#2 5A002 Systems/Equip./Integrated Circuits for Info Sec
	#3 1A006 Disposal of Improvised Explosive Devices
	#4 0A984 Shotguns, Buckshot, Shotgun Shells
	#5 1A985 Fingerprinting Powders, Dyes, and Inks
	#6 EAR99 Items subject to the EAR that are not elsewhere controlled
	#7 6A005 Optical Equip. (Lasers)
	#8 1A004 Protective and Detection Equip.
	#9 3A001 Electronic Components
	#10 3A611 Military Electronics

Top Ten ECCNs to Ukraine by Shipment Count	
EXCEPTIONS	#1 5A002 Systems/Equip./Integrated Circuits for Info Sec
	#2 EAR99 Items subject to the EAR that are not elsewhere controlled
	#3 5A992 Equipment not controlled by 5A002
	#4 1A004 Protective and Detection Equip.
	#5 3A611 Military Electronics
	#6 7A103 Instrumentation, Navigation Equip./Systems Not
	#7 9A991 Aircraft N.E.S. and Gas Turbine Engines not Controlled by 9A001 or 9A101...
	#8 5D002 "Sortware" as follows (see List of Items Controlled)
	#9 7A994 Other Navigation Direction Finding Equip. ... Not Controlled under 7A003
	#10 3A002 General Purpose Electronic Equip.

Top Ten ECCNs to Ukraine by Shipment Count	
NLR with ECCN	#1 EAR99 Items subject to the EAR that are not elsewhere controlled
	#2 9A991 Aircraft N.E.S. and Gas Turbine Engines not Controlled by 9A001 or 9A101...
	#3 5A992 Equipment not controlled by 5A002
	#4 5A991 Telecommunication Equip. Not Controlled by 5A001
	#5 7A994 Other Navigation Direction Finding Equip. ... Not Controlled under 7A003
	#6 3A992 General Purpose Electronic Equip. Note Controlled by 3A002
	#7 3A991 Electronic Devices and "Components" not controlled by 3A001
	#8 3A999 Specific Processing Equip., N.E.S.
	#9 1C992 Commercial Charges and Devices Containing Energetic Materials ...
	#10 5D992 "Information Security" "software" not controlled by 5D002

Source: Automated Export System, retrieved on March 18, 2020

Note: ECCN descriptions have been truncated, please review Commerce Control List for full description.

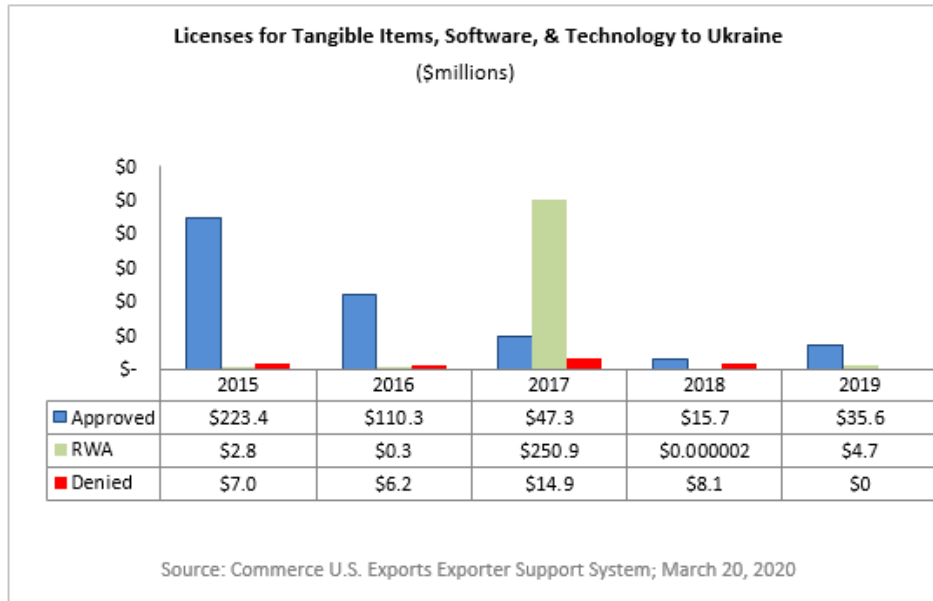
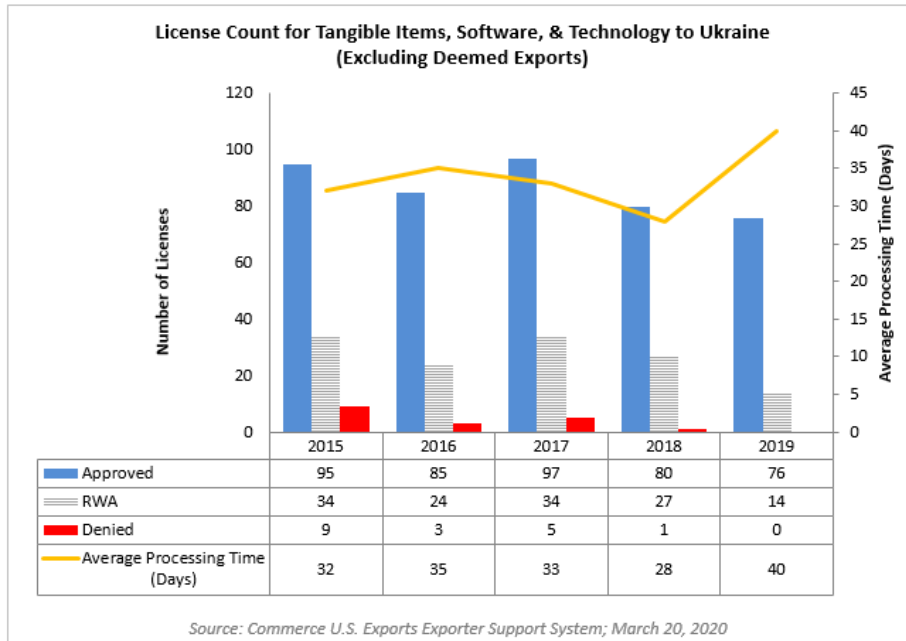


III. BIS Licensing to Ukraine

In 2019, BIS reviewed 90 export/re-export applications (not including deemed export applications) valued at \$40.3 million for Ukraine, out of a total of 32,993 applications worldwide for tangible items, software and technology valued at \$158.8 billion.

– Approved applications for Ukraine totaled 76 (88.4% of the total applications) valued at \$35.6 million, compared to 28,223 (85.5%) approved for all destinations valued at \$123.0 billion.

In 2019, BIS did not receive deemed export applications from Ukraine nationals, out of 1,320 applications worldwide for deemed exports.





Deemed Export Licenses for Ukraine				
	Approved	RWA	Denied	
2015	16	0	0	0
2016	29	0	0	0
2017	11	1	0	0
2018	5	1	0	0
2019	0	0	0	0

Source: Commerce U.S. Exports Exporter's Support System, March 20, 2020

Top Ten Approved (with deemed) ECCNs to Ukraine by Count			2015	2016	2017	2018	2019	% of World Total 2019
APPROVED	#1	0A987 Optical Sighting Devices for Firearms	22	15	8	22	22	1.8%
	#2	3A001 Electronic Components	0	13	8	4	10	0.9%
	#3	1A004 Protective and Detection Equip.	4	6	11	6	6	0.7%
	#4	0A984 Shotguns, Buckshot, Shotgun Shells	8	8	6	11	5	0.7%
	#5	6A003 Cameras	3	6	8	4	4	0.4%
	#6	3A611 Military Electronics	3	3	6	3	3	0.1%
	#7	3E001 Technology for Dev Or Prod of Certain Items In 3A...	14	11	7	2	3	0.6%
	#8	3E002 Other Technology for Items In Category 3	9	26	5	2	3	0.7%
	#9	5A002 Systems/Equip./Integrated Circuits for Info Sec	5	4	4	4	3	0.7%
	#10	1A006 Disposal of Improvised Explosive Devices	0	0	0	0	2	9.1%

Source: Commerce U.S. Exports Exporter Support System; March 20, 2020

Note: ECCN Descriptions have been truncated; please review Commerce Control List for Full Description

In 2019, BIS did not deny any export applications for exports to Ukraine.



Summary of U.S. Exports to Ukraine Calendar Year 2019				
	CY2019	CY2018	% of Total Exports	Percentage Change from previous year
Total Exports	\$2,354,827,276	\$2,486,186,205		-5.3%
Subject to ITAR	\$164,407,463	\$134,419,819	7.0%	22.3%
Subject to Other Gov. Agencies	\$22,020,594	\$12,119,830	0.9%	81.7%
Detailed Summary of EAR-Controlled Exports				
AES License Type	Description	Value	Percentage of Total	Percentage Description
C30	Licenses	\$4,105,117	100.0%	
VDC	Voluntary Disclosure	\$0	0.0%	
Total of Licensed		\$4,105,117	0.2%	Total BIS Licensed Exports/ Total Exports
C37	CIV	\$1,706	0.04%	
C40	TMP	\$154,718	3.5%	
C41	RPL	\$725,881	16.7%	
C42	GOV	\$1,131,057	25.9%	
C44	TSU	\$4,950	0.1%	
C46	AVS	\$435,403	10.0%	
C50	ENC	\$1,905,246	43.7%	
Total of License Exceptions		\$4,358,961	0.2%	Total License Exceptions/ Total Exports
			51.5%	Total BIS License Exceptions/ Total Subject to BIS License Requirement
Total subject to license requirement (Licensed and License Exceptions)		\$8,464,078	0.4%	Total Subject to BIS License Requirement/ Total Exports
C33	NLR with an ECCN	\$108,088,648	4.6%	NLR with an ECCN/ Total Exports
C60	NLR for .y subparagraph 600-series	\$7,286	0.0003%	NLR Dot Y subparagraph 600-series/ Total Exports
Total of NLR		\$108,095,934	4.6%	Total NLR/ Total Exports
Exports not reporting an ECCN		\$2,051,839,201	87.1%	Exports not reporting an ECCN/ Total Exports

Source: U.S. Census Bureau, Foreign Trade Division and Automated Export System, April 1, 2020