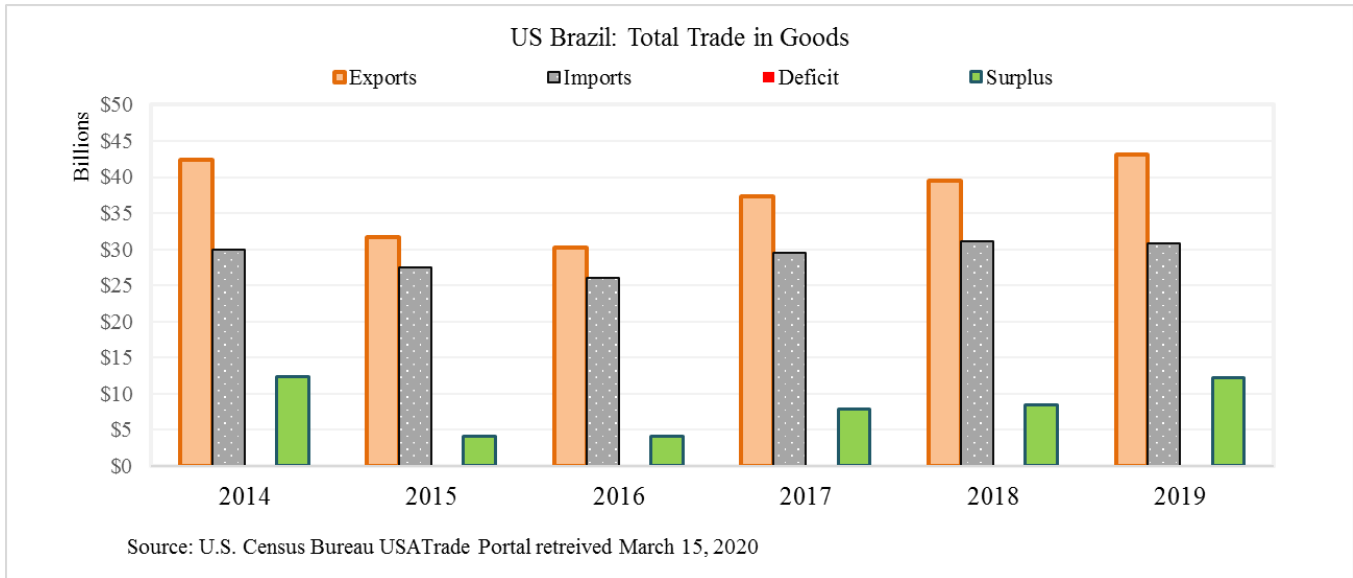




I. Total U.S. Trade in goods with Brazil

In 2019, U.S. exports to Brazil totaled \$43.1 billion, an 8.9% (\$3.6 billion) increase from 2018; U.S. imports from Brazil totaled \$30.9 billion, a 0.8% (\$251.1 million) decrease; and the trade surplus was \$12.2 billion, a 44.6% (\$3.7 billion) increase.



In 2019, **2.6%** of total *U.S. exports* were shipped to Brazil while **1.2%** of total *U.S. Imports* were delivered from Brazil. In 2019, the level of U.S. exports to Brazil and U.S. imports from Brazil exceeded the prior five year average level by value not adjusted for inflation. The U.S. trade surplus with Brazil is higher than the prior five year average level by value not adjusted for inflation.

	2014	2015	2016	2017	2018	2019	2014-2018 Average
EXPORTS	\$42,431.7	\$31,640.5	\$30,193.3	\$37,330.6	\$39,559.8	\$43,083.3	\$36,231.2
Δvalue	--	-\$10,791.2	-\$1,447.3	\$7,137.3	\$2,229.3	\$3,523.5	
Δpct	--	-25.4%	-4.6%	23.6%	6.0%	8.9%	
IMPORTS	\$30,020.9	\$27,473.6	\$26,043.4	\$29,450.3	\$31,104.2	\$30,853.1	\$28,818.5
Δvalue	--	-\$2,547.3	-\$1,430.2	\$3,406.9	\$1,653.9	-\$251.1	
Δpct	--	-8.5%	-5.2%	13.1%	5.6%	-0.8%	
BALANCE	\$12,410.8	\$4,166.9	\$4,149.9	\$7,880.3	\$8,455.6	\$12,230.2	\$7,412.7
Δvalue	--	(\$8,243.9)	(\$17.0)	\$3,730.4	\$575.3	\$3,774.6	
Δpct	--	-66.4%	-0.4%	89.9%	7.3%	44.6%	

Values in Millions of U.S. Dollars. Source: U.S. Census Bureau USATrade Portal March 15, 2020



U.S. Trade with Brazil

In 2019, of the \$43.1 billion in U.S. exports to Brazil, the top commodity sectors were Minerals (27.5%), Chemicals, Plastics and Leather products (21.4%), and Machinery and Mechanical Appliances (19.2%).

In 2019, of the \$30.1 billion in U.S. imports from Brazil, the top commodity sectors were Minerals (18.7%), Base metals (13.3%), and Transportation Equipment (11.8%).

Imports from Brazil by Sector	Brazil Commodity Trade 2019	US exports to Brazil by Sector
\$30,853,088,117	Total Value All Commodities	\$43,083,295,641
12.7%	Agriculture (Chapters 01-24)	2.5%
18.7%	Minerals (Chapters 25-27)	27.5%
9.1%	Chemicals, Plastics, Leather (Chapters 28-43)	21.4%
9.0%	Wood Products (Chapters 44-49)	0.5%
1.0%	Textiles and Footwear (Chapters 50-67)	0.4%
3.7%	Stone, Glass, & Semiprecious Metals (Chapters 68-71)	0.8%
13.3%	Base metals (Chapters 72-83)	1.7%
9.8%	Machinery (Chapters 84-85)	19.2%
11.8%	Transportation (Chapters 86-89)	18.6%
0.6%	Optical, Measuring, Medical or Other Instruments (Chapters 90-92)	4.4%
0.5%	Arms & Ammunition (Chapter 93)	0.0%
1.0%	Miscellaneous Manufactured Items (Chapters 94 -96)	0.4%
0.5%	Art & Antiques (Chapter 97)	0.2%
8.2%	Special Items (Chapters 98-99** Imports only 99)	2.4%

Source: U.S. Census Bureau USATrade Portal retrieved March 15, 2020



II. U.S. Exports to Brazil subject to U.S. Government Filing Requirements

In 2019, of \$43.1 billion in U.S. exports to Brazil:

- 1.1% were subject to a BIS license requirement.
 - 0.3% were exported under a BIS license. Worldwide, 0.4% were exported under a BIS license.
 - 0.8% were exported under a BIS license exception. Worldwide, 1.0% were exported under a BIS license exception.
- 28.4% were exported under No License Required with an ECCN. Worldwide, 12.1% were exported under No License Required with an ECCN.
 - 0.005% were exported under NLR for .y 600-series items. Worldwide, 0.02% were exported under NLR for .y 600-series items.

Exports to Brazil Subject to U.S. Government Filing Requirements

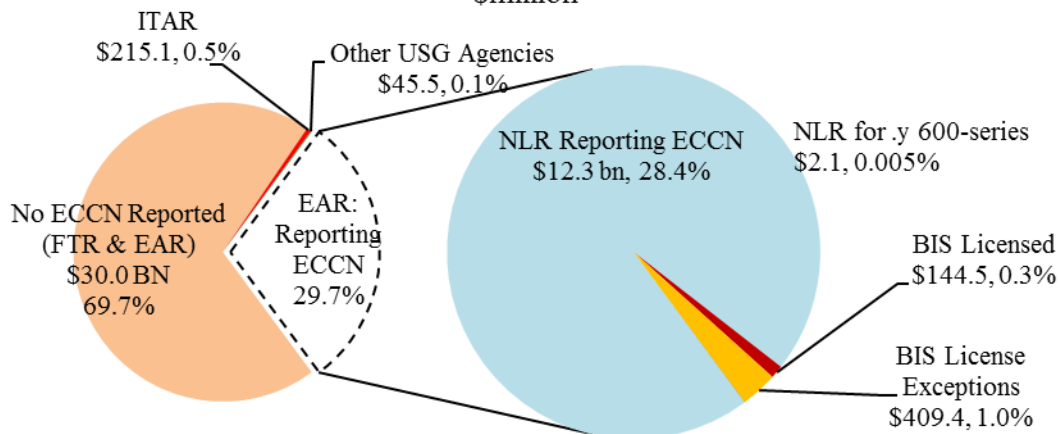
	2017	2018	2019
Department of State	\$85.6	\$345.4	\$215.1
Other USG Agencies	\$25.7	\$49.5	\$45.5
Department of Commerce	\$37,218.2	\$39,163.1	\$42,822.7
BIS Licensed	\$67.7	\$123.5	\$144.5
BIS License Exceptions	\$264.9	\$319.1	\$409.4
NLR reporting an ECCN	\$12,551.9	\$14,072.5	\$12,250.6
NLR not reporting an ECCN	\$24,333.7	\$24,647.9	\$30,016.1
600-Series ".Y" Paragraph NLR	\$0.0	\$0.0	\$2.1

Values in Millions of US Dollars Source: Automated Export System, March 4, 2020

Reasons for Control	Chemical and Biological Weapons			Nuclear Nonproliferation		National Security		Missile Tech	Regional Stability		Firearms Convention	Crime Control			Anti-Terrorism	
	CB:1	CB:2	CB:3	NP:1	NP:2	NS:1	NS:2	MT:1	RS:1	RS:2	FC:1	CC:1	CC:2	CC:3	AT:1	AT:2
Brazil	X	X				X	X	X	X	X	X	X		X		

CFR 15 Part 738 Supplement 1

2019 U.S. Exports to Brazil: Export Authorizations by Regulatory Authority
\$million




Source: Automated Export System, March 4, 2020

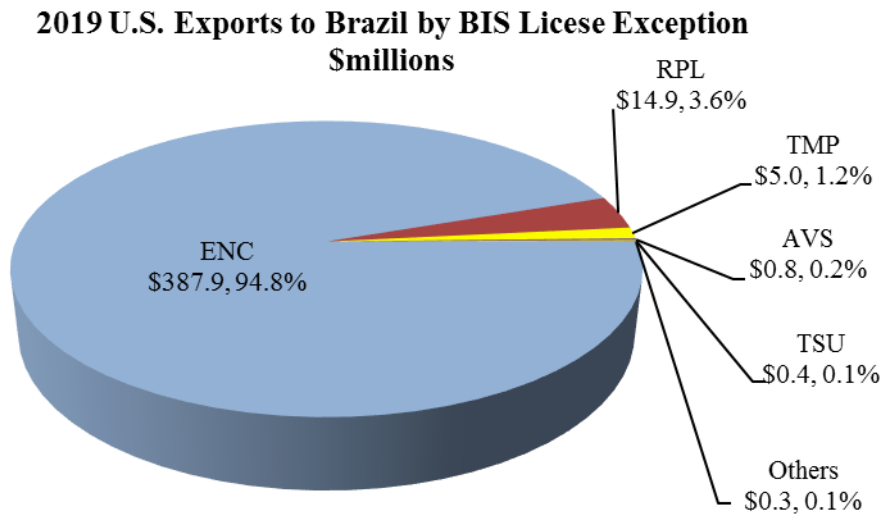


U.S. Exports to Brazil

In 2019, U.S. exports to Brazil shipped under a BIS license exception totaled \$409.4 million, a 28.3% (\$90.3 million) increase from 2018.



In 2019, the top license exception Encryption commodities, Software and Technology (ENC) totaled \$387.9 million (94.8% of all license exceptions).

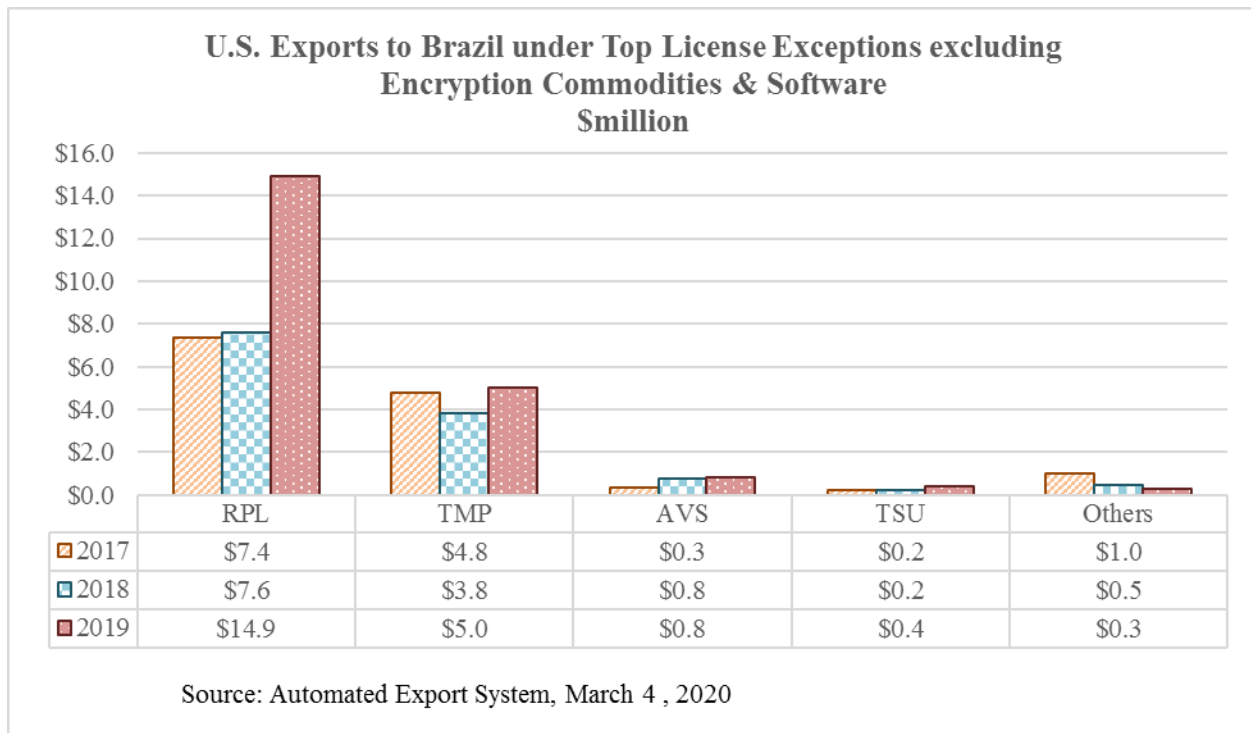



Source: Automated Export System, March 4, 2020



U.S. Exports to Brazil

In 2019, U.S. exports to Brazil shipped under a BIS license exception: Encryption Commodities & Software totaled \$387.9 million, a 26.7% (\$81.7 million) increase from 2018.





Top Ten ECCNs by Value (\$millions)		
LICENSED	#1	9A610 Military Aircraft and Related Commodities
	#2	7A103 Instrumentation, Navigation Equip./Systems Not
	#3	1C350 Chemicals, Precursors for toxic Chemical Agents
	#4	5A002 Systems/Equip./Integrated Circuits for Info Sec
	#5	6A001 Acoustic Systems, Equipment and "Components"
	#6	5D002 Software as follows (see List of Items Controlled)
	#7	7A003 Inertial Navigation Systems (Gimballed/Strapdown)
	#8	9A515 Spacecraft and Related Commodities
	#9	6A003 Cameras
	#10	9A619 Military Gas Turbine Engines and Related Commodities

Top Ten ECCNs by Value to World Total Under a BIS License Exception (\$millions)		
EXCEPTIONS	#1	5A002 Systems/Equip./Integrated Circuits for Info Sec
	#2	7A103 Instrumentation, Navigation Equip./Systems Not
	#3	9A610 Military Aircraft and Related Commodities
	#4	5D002 Software as follows (see List of Items Controlled)
	#5	N/A No ECCN is required for license exception on TMP as per EAR 758.1.(g)(2)
	#6	9A991 Aircraft N.E.S. and Gas Turbine Engines not Controlled by 9A001 or 9A101 ...
	#7	3A611 Other Navigation Direction Finding Equip. ... Not Controlled under 7A003
	#8	EAR99 Items subject to the EAR that are not elsewhere controlled
	#9	3A611 Military Electronics
	#10	5D992 "Information Security" "software" not controlled by 5D002

Top Ten ECCNs by Value to World Total not subject to a BIS License Requirement (\$millions)		
NLR with ECCN	#1	EAR99 Items subject to the EAR that are not elsewhere controlled
	#2	9A991 Aircraft N.E.S. and Gas Turbine Engines not Controlled by 9A001 or 9A101 ...
	#3	5A992 Equipment not Controlled by 5A002
	#4	5A991 Telecommunication Equip. Not Controlled by 5A001
	#5	7A994 Other Navigation Direction Finding Equip. ... Not Controlled under 7A003
	#6	2B999 Specific Processing Equip., N.E.S.
	#7	4A994 Computers Not Controlled By 4A001 or 4A003
	#8	8A992 Vessels, Marine Systems or Equip. not Controlled by 8A001 or 8A002...
	#9	3A999 Specific Processing Equip., N.E.S.
	#10	1C990 Fibrous and Filamentary Materials, Not Controlled By 1C010 Or 1C210, f...

Automated Export System, March 4, 2020

NOTE: ECCN Descriptions have been truncated; please review Commerce Control List for full description



Top Ten ECCNs by Shipment		
LICENSED	#1	9A610 Military Aircraft and Related Commodities
	#2	2B350 Chemical Manufacturing Facilities and Equip.
	#3	1C350 Chemicals, Precursors for toxic Chemical Agents
	#4	0A984 Shotguns, Buckshot, Shotgun Shells
	#5	0A987 Optical Sighting Devices for Firearms
	#6	7A103 Instrumentation, Navigation Equip./Systems Not
	#7	5A002 Systems/Equip./Integrated Circuits for Info Sec
	#8	1C351 Human and Animal Pathogens and toxins
	#9	6A001 Acoustic Systems, Equipment and "Components"
	#10	9A619 Military Gas Turbine Engines and Related Commodities

Top Ten ECCNs by Shipment to World Total Under a BIS License Exception		
EXCEPTIONS	#1	5A002 Systems/Equip./Integrated Circuits for Info Sec
	#2	9A610 Military Aircraft and Related Commodities
	#3	EAR99 Items subject to the EAR that are not elsewhere controlled
	#4	7A103 Instrumentation, Navigation Equip./Systems Not
	#5	5D002 Software as follows (see List of Items Controlled)
	#6	9A991 Aircraft N.E.S. and Gas Turbine Engines not Controlled by 9A001 or 9A101
	#7	3A611 Military Electronics
	#8	3A001 Electronic Components
	#9	7A994 Other Navigation Direction Finding Equip. ... Not Controlled under 7A003
	#10	N/A No ECCN is required for license exception on TMP as per EAR 758.1.(g)(2)

Top Ten ECCNs by Shipment to World Total not subject to a BIS License Requirement		
NLR with ECCN	#1	EAR99 Items subject to the EAR that are not elsewhere controlled
	#2	9A991 Aircraft N.E.S. and Gas Turbine Engines not Controlled by 9A001 or 9A101 ...
	#3	5A992 Equipment not Controlled by 5A002
	#4	5A991 Telecommunication Equip. Not Controlled by 5A001
	#5	7A994 Other Navigation Direction Finding Equip. ... Not Controlled under 7A003
	#6	4A994 Computers Not Controlled By 4A001 or 4A003
	#7	3A991 Electronic Devices and Components
	#8	3A999 Specific Processing Equip., N.E.S.
	#9	8A992 Vessels, Marine Systems or Equip. not Controlled by 8A001 or 8A002...
	#10	3A992 General Purpose Electronic Equip. Note Controlled by 3A002

Automated Export System, March 4, 2020

NOTE: ECCN Descriptions have been truncated; please review Commerce Control List for full description

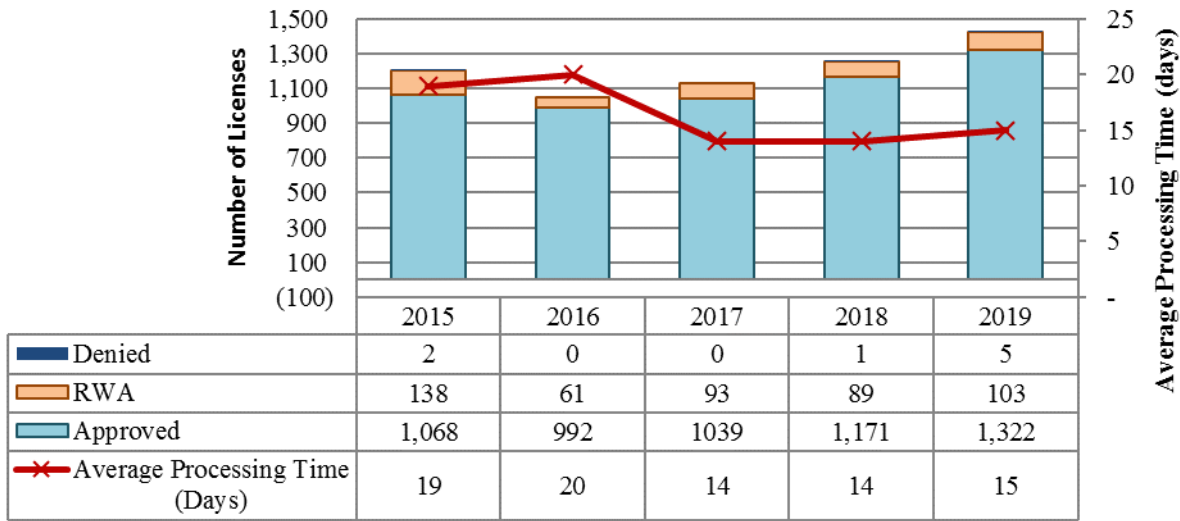


III. BIS Licensing to Brazil

In 2019, BIS reviewed 1,430 export/re-export applications (not including deemed export applications) valued at \$1.7 billion for Brazil, out of a total of 32,993 applications worldwide valued at \$158.8 billion.

– Approved applications for Brazil totaled 1,322 (92.4% of the total applications) for \$1.6 billion, compared to 28,223 (85.5%) approved applications for all destinations valued at \$123.0 billion.

**Licenses for Tangible Items, Software and Technology for Brazil
by Count
(Excluding Deemed Export)
2015 - 2019**



Source: Commerce U.S. Exports Exporter's Support System: February 27, 2020

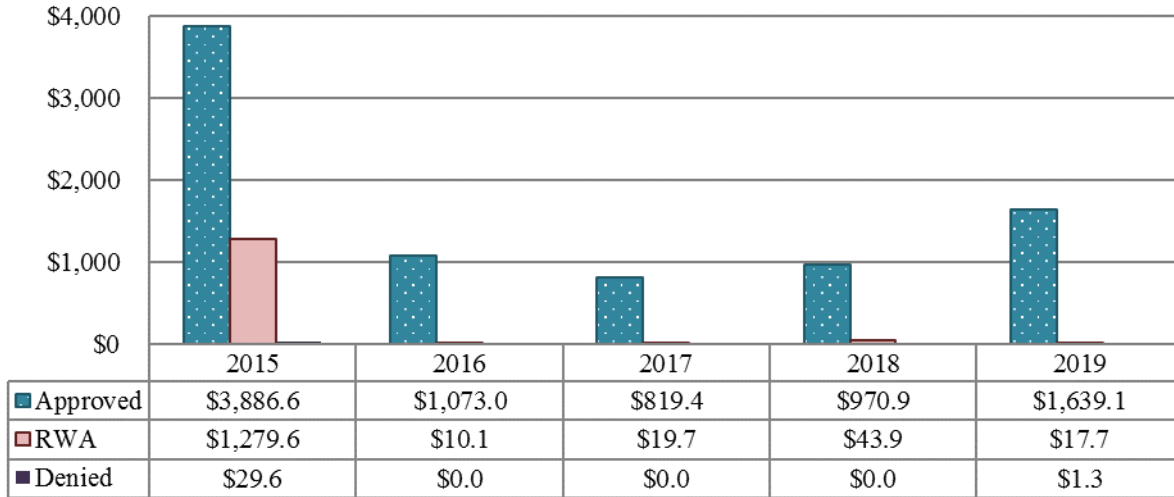
In 2019, BIS reviewed six deemed export applications from Brazil nationals, out of a total of 1,320 applications worldwide and approved all of six, compared to 1,124 (85.2%) approved applications for all destinations.

Deemed Export Licenses for Brazil			
	Approved	RWA	Denied
2015	13	1	0
2016	3	0	0
2017	9	0	0
2018	6	0	0
2019	6	0	0

Source: Commerce U.S. Exports Exporter's Support System, February 27, 2020



**Licenses for Tangible Items, Software and Technology for Brazil
by Value
2015 - 2019
\$millions**



Source: Commerce U.S. Exports Exporter's Support System, February 27, 2020

Approved	Top Approved ECCNs (with deemed) to Brazil by Count			2015	2016	2017	2018	2019	% of World Total 2018
	#1	2B350	Chemical Manufacturing Facilities and Equip.	284	193	250	246	267	12.0%
	#2	0A987	Optical Sighting Devices for Firearms	48	66	105	146	235	18.7%
	#3	0A984	Shotguns, Buckshot, Shotgun Shells	59	122	160	168	194	27.1%
	#4	9A610	Military Aircraft and Related Commodities	234	200	189	207	192	3.8%
	#5	1C351	Human and Animal Pathogens and toxins	35	68	48	85	96	9.9%

Source: Commerce U.S. Exports Exporter's Support System, February 27, 2020

Denied ECCNs (with deemed) to Brazil by Count			2019	% of World Total 2018
#1	0A984	Shotguns, Buckshot, Shotgun Shells	4	36.4%
#2	9B604	Test, Inspection, Production Equip. and Related Commodities Designed f...	1	100.0%



Summary of U.S. Exports to Brazil Calendar Year 2019

Summary of U.S. Exports to Brazil Calendar Year 2019				
	CY 2018	CY 2019	% of Total Exports	Percentage Change from Previous Year
Total Exports	\$39,559,841,167	\$43,083,295,641		8.9%
Subject to IRAT including VDS	\$345,408,631	\$215,147,898	0.5%	-37.7%
Subject to Other Gov. Agencies, including VDO	\$49,517,752	\$45,482,776	0.1%	-8.1%
Detailed Summary of EAR-Controlled Exports				
AES License Type	Description	Value	Percentage of Total	Percentage Description
C30	Licenses	\$144,548,649	100.0%	
VOC	Voluntary Disclosure to Commerce	\$0	0.0%	
Total of BIS Licensed		\$144,548,649	0.3%	Licensed/Total Exports
C35	LVS	\$18,576	0.005%	
C36	GBS	\$137,020	0.03%	
C40	TMP	\$5,002,168	1.2%	
C41	RPL	\$14,911,935	3.6%	
C42	GOV	\$31,020	0.01%	
C44	TSU	\$402,859	0.1%	
C46	AVS	\$845,780	0.2%	
C50	ENC	\$387,940,423	94.8%	
C53	APP	\$72,166	0.02%	
Total of License Exceptions		\$409,361,947	1.0%	Total License Exceptions/ Total Exports
			73.9%	Total License Exceptions/ Total Subject to License Requirement
Total subject to License Requirement (Exports reported under BIS Licenses and License Exceptions)		\$553,910,596	1.3%	Licensed CCL items/total exports
C33	Exports Reported with an ECCN under No License Required	\$12,250,588,528	99.98%	Total NLR with an ECCN/ total exports
C60	NLR for .y 600-series	\$2,052,461	0.02%	NLR for .y 600-series/ total exports
Total of NLR with an ECCN &.y 600 series		\$12,252,640,989	28.4%	Total NLR/total exports
Total Exports not reporting an ECCN or EAR99		\$30,016,113,382	69.7%	Total Exports not reporting an ECCN or EAR99/ total exports

Source: U.S. Census Bureau, Foreign Trade Division and Automated Export System Data