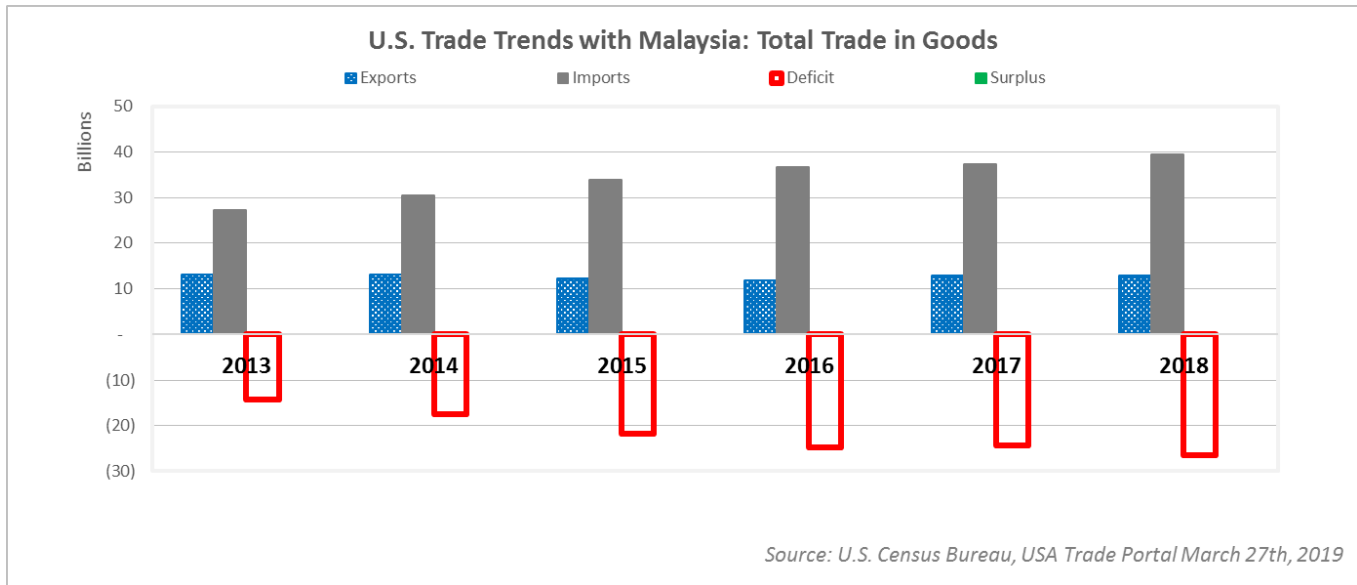




## I. Total U.S. Trade in goods with Malaysia

In 2018, U.S. exports to Malaysia totaled \$12.9 billion, a 0.8% (\$99.9 million) decrease from 2017; U.S. imports from Malaysia totaled \$39.3 billion, a 5.3% (\$1.9 billion) increase; and the trade deficit was \$26.6 billion, a 8.5% (\$2.1 billion) decrease.



In 2018, **0.8%** of total **U.S. exports** were shipped to Malaysia while **1.6%** of total **U.S. Imports** were delivered from Malaysia. In 2018, the level of both exports to and imports from Malaysia exceeded the prior five-year average level by value not adjusted for inflation. The U.S. trade balance with Malaysia is negative.

Calendar Year	2013	2014	2015	2016	2017	2018	2013 - 2017 Average
<b>EXPORTS</b>	\$13 B	\$13 B	\$12.2 B	\$11.8 B	\$12.9 B	\$12.9 B	\$12.6 B
Δvalue	--	\$53 M	\$-791.3 M	\$-445.4 M	\$1.1 B	\$-99.9 M	
Δpct	--	0.4%	-6.1%	-3.6%	9.6%	-0.8%	
<b>IMPORTS</b>	\$27.2 B	\$30.5 B	\$33.9 B	\$36.6 B	\$37.3 B	\$39.4 B	\$33.1 B
Δvalue	--	\$3.2 B	\$3.4 B	\$2.6 B	\$780.2 M	\$1.9 B	
Δpct	--	12.0%	11.2%	7.8%	2.1%	5.3%	
<b>BALANCE</b>	\$-14.3 B	\$-17.5 B	\$-21.7 B	\$-24.8 B	\$-24.5 B	\$-26.6 B	\$-20.6 B
Δvalue	--	\$-3.3 B	\$-4.2 B	\$-3.1 B	\$351.8 M	\$-2.1 B	
Δpct	--	22.6%	24.0%	14.2%	-1.4%	8.5%	

Source: U.S. Census Bureau, USA Trade Portal March 27th, 2019; Value of Data in M = millions; B = billions



In 2018, of the \$12.9 billion in U.S. exports to Malaysia, the top commodity sectors were Machinery and Mechanical Appliances (49.0%), Chemicals, Plastics, Leather products (11.4%) and Transportation Equipment (9.1%).

In 2018, of the \$39.4 billion in U.S. imports from Malaysia, the top commodity sectors were Machinery and Mechanical Appliances (74.3%), Chemicals, Plastics, Leather products (7.2%) and Optical, Measuring, Medical or Other Instruments (6.1%).

2018 U.S. Imports from Malaysia by Sector	2018 U.S. Commodity Trade With Malaysia	2018 U.S. Exports to Malaysia by Sector
<b>\$39,383,861,343</b>	<b>Total Value All Commodities</b>	<b>\$12,864,625,115</b>
2.1%	Agriculture (Chapters 01-24)	7.3%
0.4%	Minerals (Chapters 25-27)	3.4%
7.2%	Chemicals, Plastics, Leather (Chapters 28-43)	11.4%
0.8%	Wood Products (Chapters 44-49)	1.3%
1.1%	Textiles and Footwear (Chapters 50-67)	1.2%
0.3%	Stone, Glass, & Semiprecious Metals (Chapters 68-71)	0.7%
1.8%	Base metals (Chapters 72-83)	7.6%
74.3%	Machinery (Chapters 84-85)	49.0%
0.6%	Transportation (Chapters 86-89)	9.1%
6.1%	Optical, Measuring, Medical or Other Instruments (Chapters 90-92)	6.6%
0.001%	Arms & Ammunition (Chapter 93)	0.05%
2.7%	Miscellaneous Manufactured Items (Chapters 94 -96)	0.4%
0.02%	Art & Antiques (Chapter 97)	0.02%
2.6%	Special Items (Chapters 98-99** Imports only 99)	1.8%

Source: U.S. Census Bureau, USA Trade Portal March 27th, 2019



## II. U.S. Exports to Malaysia subject to U.S. Government Filing Requirements

In 2018, of the \$12.9 billion in U.S. exports to Malaysia:

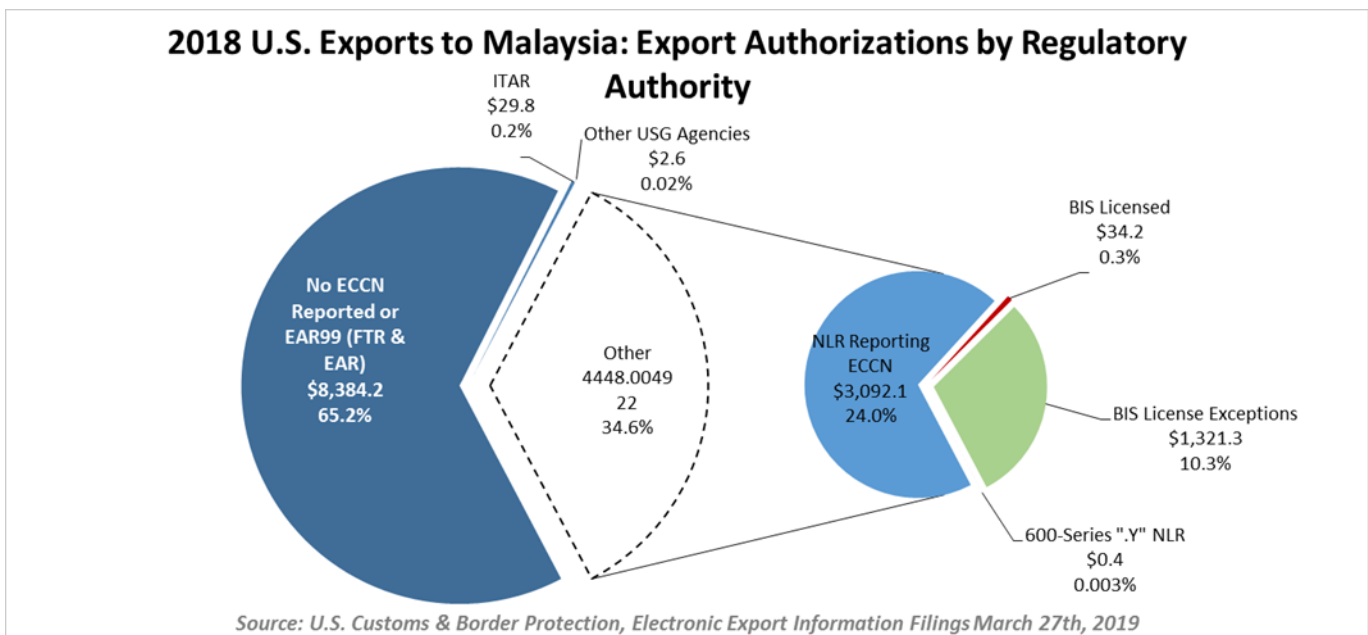
- 10.6% were subject to a BIS license requirement
  - 0.3% were exported under a BIS license; Worldwide, 0.4% were exported under a BIS license.
  - 10.3% were exported under a BIS license exception; Worldwide, 1.2% were exported under a BIS license exception.
- 24.0% were exported under No License Required with an ECCN; Worldwide, 12.1% were exported under No License Required with an ECCN.

Trends in U.S. Exports to Malaysia by Regulatory Authority				
		2016	2017	2018
	<b>Department of State</b>	<b>\$38.2</b>	<b>\$46.6</b>	<b>\$29.8</b>
	<b>Other USG Agencies</b>	<b>\$5.6</b>	<b>\$5.1</b>	<b>\$2.6</b>
	<b>Department of Commerce</b>	<b>\$11,788.5</b>	<b>\$12,912.7</b>	<b>\$12,832.2</b>
	BIS Licensed	\$29.2	\$40.8	\$34.2
	BIS License Exceptions	\$2,052.1	\$2,109.8	\$1,321.3
	NLR reporting an ECCN	\$2,580.8	\$2,968.4	\$3,092.1
	NLR reporting EAR99	\$3,817.5	\$4,328.8	\$5,773.2
	NLR not reporting an ECCN	\$3,308.6	\$3,464.3	\$2,611.0
	600-Series ".Y" Paragraph NLR	\$0.4	\$0.5	\$0.4

Value in Millions; Source: U.S. Customs & Border Protection, Electronic Export Information Filings March 27th, 2019

Reasons for Control	Chemical and Biological Weapons			Nuclear Nonproliferation		National Security		Missile Tech	Regional Stability		Firearms Convention	Crime Control			Anti-Terrorism	
	CB:1	CB:2	CB:3	NP:1	NP:2	NS:1	NS:2	MT:1	RS:1	RS:2	FC:1	CC:1	CC:2	CC:3	AT:1	AT:2
<b>Malaysia</b>	X	X		X		X	X	X	X	X		X		X		

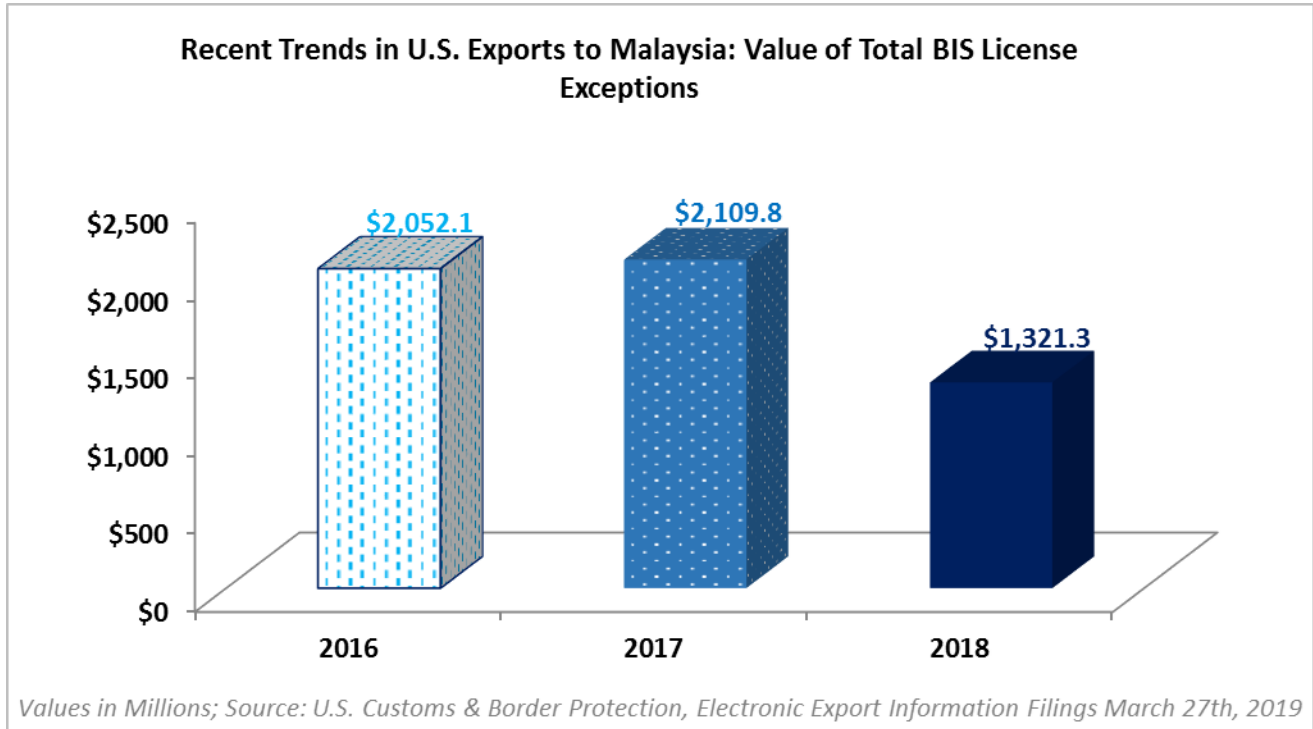
CFR 15 Part 738 Supplement 1






### U.S. Exports to Malaysia by Top Ten Export Control Classification Numbers (ECCN)

In 2018, U.S. exports to Malaysia shipped under a BIS license exception totaled \$1.3 billion, a 37.4% (\$788.6 million) decrease from 2017.

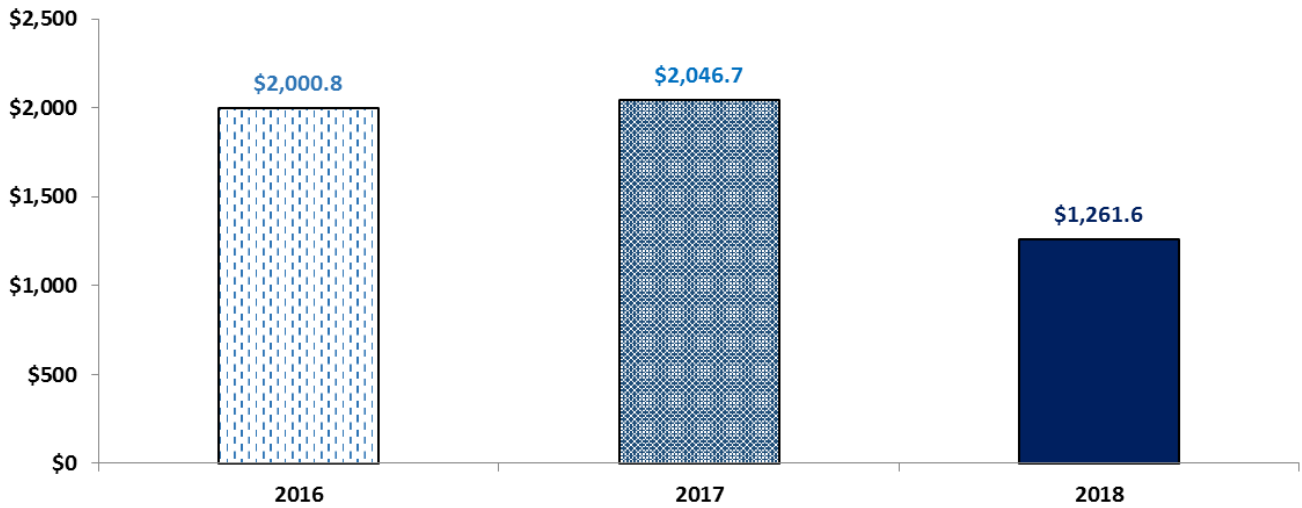


In 2018, the top license exception Encryption commodities, Software and Technology (ENC) totaled \$1.3 billion (95.5% of all license exceptions).



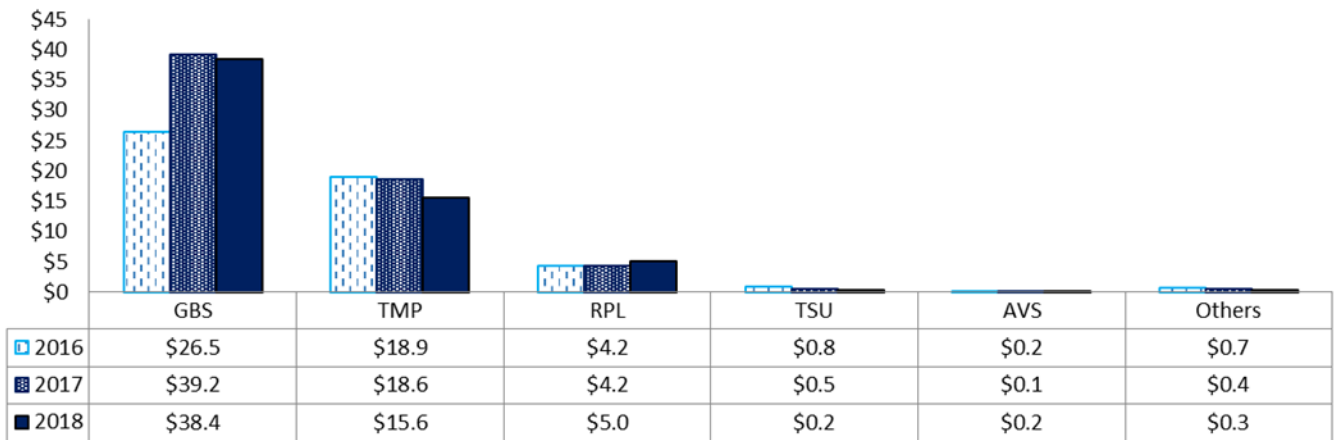


**Recent Trends in U.S. Exports to Malaysia under Top BIS License Exception: Encryption Commodities & Software**



Values in Millions; Source: U.S. Customs & Border Protection, Electronic Export Information Filings March 27th, 2019

**Trends in U.S. Exports to Malaysia under Top 5 BIS License Exceptions excluding: Encryption Commodities & Software**



**Note: The BIS License Exception for Encryption Commodities & Software is excluded from this chart**

Values in Millions; Source: U.S. Customs & Border Protection, Electronic Export Information Filings March 27th, 2019



Top Ten ECCNs by Value to Malaysia		
<b>LICENSED</b>	#1	9A610 Military Aircraft and Related Commodities
	#2	3A001 Electronic Components
	#3	5A002 Systems/Equip./Integrated Circuits for Info Sec
	#4	9B619 Test, Inspection, and Production Equip. and Related Commodities Specia...
	#5	2B201 Machine tools for Removing Or Cutting Metals
	#6	2B350 Chemical Manufacturing Facilities and Equip.
	#7	3A002 General Purpose Electronic Equip.
	#8	2B230 Pressure Transducers
	#9	9E619 Technology for Commodities controlled by 9A619, 9B619, 9C619 and 9D619
	#10	1C350 Chemicals, Precursors for toxic Chemical Agents

Source: U.S. Customs & Border Protection, Electronic Export Information Filings March 27th, 2019

Top Ten ECCNs by Value to Malaysia		
<b>EXCEPTIONS</b>	#1	5A002 Systems/Equip./Integrated Circuits for Info Sec
	#2	3A001 Electronic Components
	#3	3A002 General Purpose Electronic Equip.
	#4	3B001 Epitaxial Equip. for Semiconductors
	#5	9A619 Military Gas Turbine Engines and Related Commodities
	#6	"Information Security" Test, Inspection and "Production" Equipment
	#7	1C006 Fluids and Lubricating Materials
	#8	EAR99 Items subject to the EAR that are not elsewhere controlled
	#9	7A103 Instrumentation, Navigation Equip./Systems Not
	#10	9A610 Military Aircraft and Related Commodities

Source: U.S. Customs & Border Protection, Electronic Export Information Filings March 27th, 2019

\*Note: No ECCN is Required for License Exception TMP per EAR 758.1(g)(2)

Top Ten ECCNs by Value to Malaysia		
<b>NLR with ECCN</b>	#1	EAR99 Items subject to the EAR that are not elsewhere controlled
	#2	9A991 Aircraft N.E.S. and Gas Turbine Engines not Controlled by 9A001 or 9A101 ...
	#3	5A992 Mass market Encryption Commodities not controlled by 5A002
	#4	3A991 Electronic Devices and Components
	#5	5A991 Telecommunication Equip. Not Controlled by 5A001
	#6	3B992 Equip. for the Inspection/Testing of Components not Controlled by 3B002
	#7	3A992 General Purpose Electronic Equip. Note Controlled by 3A002
	#8	3B991 Other Mfg/Test Equip. Not Controlled By 3B
	#9	7A994 Other Navigation Direction Finding Equip. ... Not Controlled under 7A003
	#10	4A994 Computers Not Controlled By 4A001 or 4A003

Source: U.S. Customs & Border Protection, Electronic Export Information Filings March 27th, 2019

**NOTE: ECCN Descriptions have been truncated; please review Commerce Control List for Full Description**



Top Ten ECCNs by Count to Malaysia		
<b>LICENSED</b>	#1	9A610 Military Aircraft and Related Commodities
	#2	2B230 Pressure Transducers
	#3	3A001 Electronic Components
	#4	2B350 Chemical Manufacturing Facilities and Equip.
	#5	3A611 Military Electronics
	#6	5A002 Systems/Equip./Integrated Circuits for Info Sec
	#7	7A103 Instrumentation, Navigation Equip./Systems Not
	#8	1C350 Chemicals, Precursors for toxic Chemical Agents
	#9	1A004 Protective and Detection Equip.
	#10	1C111 Propellants and Constituent Chemicals

Source: U.S. Customs & Border Protection, Electronic Export Information Filings March 27th, 2019

Top Ten ECCNs by Count to Malaysia		
<b>EXCEPTIONS</b>	#1	5A002 Systems/Equip./Integrated Circuits for Info Sec
	#2	3A001 Electronic Components
	#3	3A002 General Purpose Electronic Equip.
	#4	3B001 Epitaxial Equip. for Semiconductors
	#5	EAR99 Items subject to the EAR that are not elsewhere controlled
	#6	9A610 Military Aircraft and Related Commodities
	#7	7A103 Instrumentation, Navigation Equip./Systems Not
	#8	5D002 Information Security software related to encryption
	#9	1C006 Fluids and Lubricating Materials
	#10	5B002 "Information Security" Test, Inspection and "Production" Equipment

Source: U.S. Customs & Border Protection, Electronic Export Information Filings March 27th, 2019

Top Ten ECCNs by Count to Malaysia		
<b>NLR with ECCN</b>	#1	EAR99 Items subject to the EAR that are not elsewhere controlled
	#2	9A991 Aircraft N.E.S. and Gas Turbine Engines not Controlled by 9A001 or 9A101 ...
	#3	5A991 Telecommunication Equip. Not Controlled by 5A001
	#4	5A992 Mass market Encryption Commodities not controlled by 5A002
	#5	3A991 Electronic Devices and Components
	#6	3A992 General Purpose Electronic Equip. Note Controlled by 3A002
	#7	3B992 Equip. for the Inspection/Testing of Components not Controlled by 3B002
	#8	7A994 Other Navigation Direction Finding Equip. ... Not Controlled under 7A003
	#9	3B991 Other Mfg/Test Equip. Not Controlled By 3B
	#10	4A994 Computers Not Controlled By 4A001 or 4A003

Source: U.S. Customs & Border Protection, Electronic Export Information Filings March 27th, 2019

NOTE: ECCN Descriptions have been truncated; please review Commerce Control List for Full Description



### III. BIS Licensing to Malaysia

In 2018, BIS reviewed 387 export/re-export applications (not including deemed export applications) valued at \$512.9 million for Malaysia, out of a total of 33,844 applications worldwide valued at \$81.3 billion.

– Approved applications for Malaysia totaled 347 (90.0% of the total applications) for \$501.8 million, compared to the 29,032 (85.8%) approved applications for all destinations that totaled \$64.3 billion.

In 2018, BIS reviewed one deemed exports application from Malaysia, and the decision was RWA.

