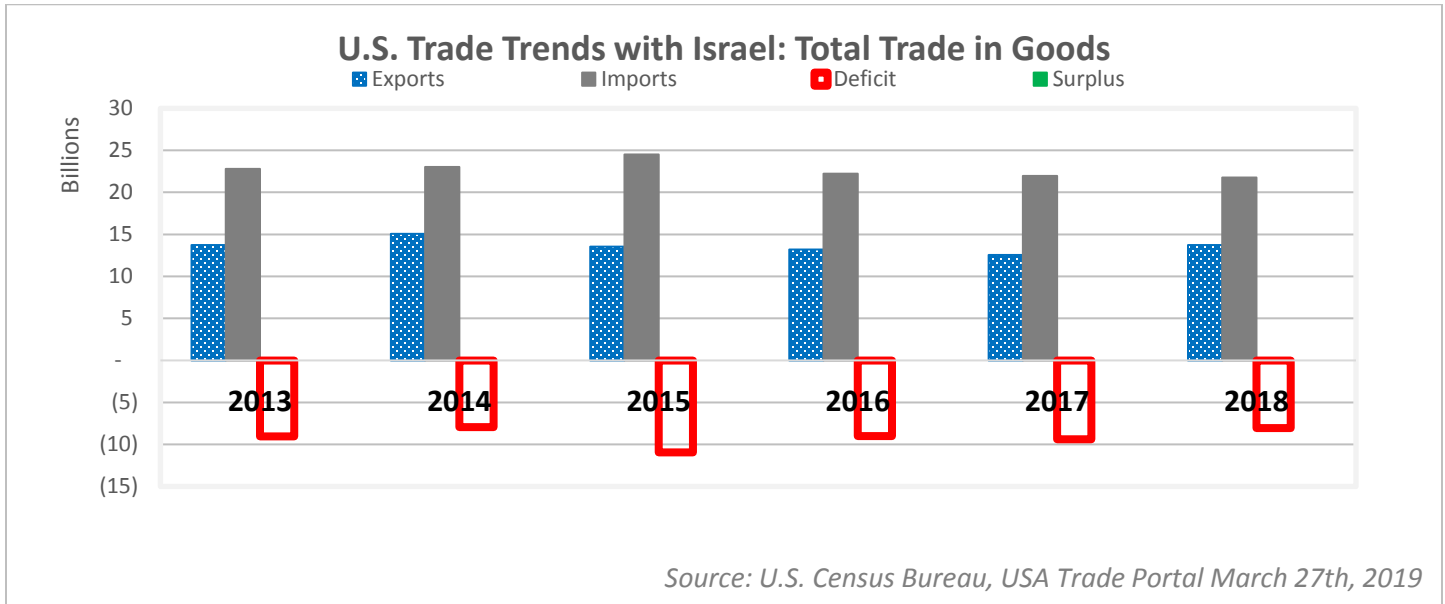




I. Total U.S. Trade in goods with Israel

In 2018, U.S. exports to Israel totaled \$13.7 billion, a 9.3% (\$1.1 billion) increase from 2017; U.S. imports from Israel totaled \$21.8 billion, a 0.8% (\$181.2 million) decrease; and the trade deficit was \$8.1 billion, a 14.3% (\$1.3 billion) decrease.



In 2018, 0.8% of total U.S. exports were shipped to Israel while 0.9% of total U.S. Imports were delivered from Israel. In 2018, the level of U.S. exports to Israel is above and the level of U.S. imports from the Israel is below the prior five-year average level by value. In the last six years, the U.S. keeps a trade deficit with Israel.

Calendar Year	2013	2014	2015	2016	2017	2018	2013 - 2017 Average
EXPORTS	\$13.7 B	\$15 B	\$13.5 B	\$13.1 B	\$12.5 B	\$13.7 B	\$13.6 B
Δvalue	--	\$1.3 B	\$-1.6 B	\$-341.5 M	\$-647.7 M	\$1.1 B	
Δpct	--	9.7%	-10.2%	-2.5%	-4.9%	9.3%	
IMPORTS	\$22.7 B	\$23 B	\$24.4 B	\$22.2 B	\$21.9 B	\$21.8 B	\$22.8 B
Δvalue	--	\$223.7 M	\$1.4 B	\$-2.3 B	\$-273.1 M	\$-181.2 M	
Δpct	--	1.0%	6.5%	-9.3%	-1.2%	-0.8%	
BALANCE	\$-9.1 B	\$-8 B	\$-11 B	\$-9.1 B	\$-9.4 B	\$-8.1 B	\$-9.3 B
Δvalue	--	\$1.1 B	\$-3.03 B	\$1.9 B	\$-374.7 M	\$1.3 B	
Δpct	--	-12.2%	38.1%	-17.7%	4.2%	-14.3%	

Source: U.S. Census Bureau, USA Trade Portal March 27th, 2019; Value of Data in M = millions; B = billions



In 2018, of the \$13.7 billion in U.S. exports to Israel, the top commodity sectors were Stone, Glass, & Semiprecious Metals (36.1%), Machinery and Mechanical Appliances (19.4%) and Transportation Equipment (16.2%).

In 2018, of the \$21.8 billion in U.S. imports from Israel, the top commodity sectors were Stone, Glass, & Semiprecious Metals (36.7%), Chemicals, Plastics, and Leather (23.9%), and Machinery and Mechanical Appliances (12.8%).

2018 U.S. Imports from Israel by Sector	2018 U.S. Commodity Trade With Israel	2018 U.S. Exports to Israel by Sector
\$21,763,424,212	Total Value All Commodities	\$13,715,245,856
1.7%	Agriculture (Chapters 01-24)	4.9%
0.2%	Minerals (Chapters 25-27)	1.5%
23.9%	Chemicals, Plastics, Leather (Chapters 28-43)	8.3%
0.4%	Wood Products (Chapters 44-49)	0.9%
1.4%	Textiles and Footwear (Chapters 50-67)	0.6%
36.7%	Stone, Glass, & Semiprecious Metals (Chapters 68-71)	36.1%
2.2%	Base metals (Chapters 72-83)	2.4%
12.8%	Machinery (Chapters 84-85)	19.4%
3.9%	Transportation (Chapters 86-89)	16.2%
8.3%	Optical, Measuring, Medical or Other Instruments (Chapters 90-92)	4.9%
0.5%	Arms & Ammunition (Chapter 93)	1.7%
0.8%	Miscellaneous Manufactured Items (Chapters 94-96)	0.5%
0.3%	Art & Antiques (Chapter 97)	0.2%
6.9%	Special Items (Chapters 98-99** Imports only 99)	2.4%

Source: U.S. Census Bureau, USA Trade Portal March 27th, 2019



II. U.S. Exports to Israel subject to U.S. Government Filing Requirements

In 2018, of the \$13.7 billion in U.S. exports to Israel:

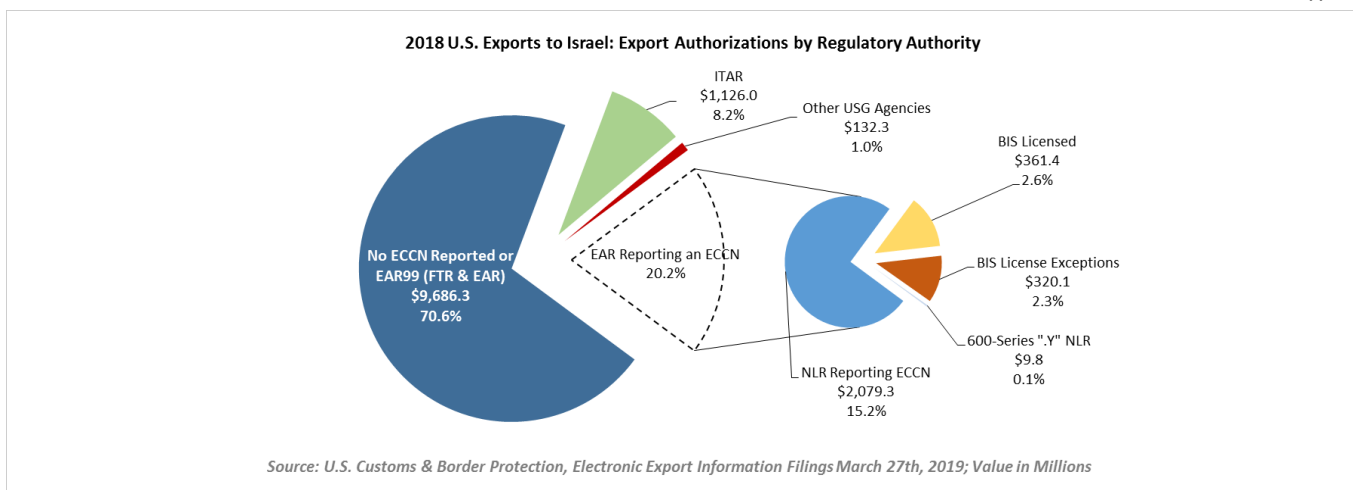
- 5.0% were subject to a BIS license requirement
- 2.6% were exported under a BIS license; Worldwide, 0.4% were exported under a BIS license.
- 2.3% were exported under a BIS license exception; Worldwide, 1.2% were exported under a BIS license exception.
- 15.2% were exported under No License Required with an ECCN; Worldwide, 12.1% were exported under No License Required with an ECCN.
- 0.07% were exported under NLR for .y 00-series items; Worldwide, 0.02% were exported under NLR for .y 600-series items.

Trends in U.S. Exports to Israel by Regulatory Authority				
		2016	2017	2018
Department of State		\$1,578.3	\$990.4	\$1,126.0
Other USG Agencies		\$132.8	\$326.0	\$132.3
Department of Commerce		\$11,486.6	\$11,233.7	\$12,456.9
	BIS Licensed	\$315.9	\$350.1	\$361.4
	BIS License Exceptions	\$501.3	\$302.9	\$320.1
	NLR reporting an ECCN	\$1,403.3	\$1,335.9	\$2,079.3
	NLR reporting EAR99	\$2,931.0	\$3,225.7	\$3,770.6
	NLR not reporting an ECCN	\$6,322.1	\$5,998.5	\$5,915.7
	600-Series ".Y" Paragraph NLR	\$13.0	\$20.7	\$9.8

Value in Millions; Source: U.S. Customs & Border Protection, Electronic Export Information Filings March 27th, 2019

Reasons for Control	Chemical and Biological Weapons			Nuclear Nonproliferation		National Security		Missile Tech	Regional Stability		Firearms Convention	Crime Control			Anti-Terrorism	
	CB:1	CB:2	CB:3	NP:1	NP:2	NS:1	NS:2	MT:1	RS:1	RS:2	FC:1	CC:1	CC:2	CC:3	AT:1	AT:2
Israel	X	X	X	X	X	X	X	X	X	X		X		X		

CFR 15 Part 738 Supplement 1



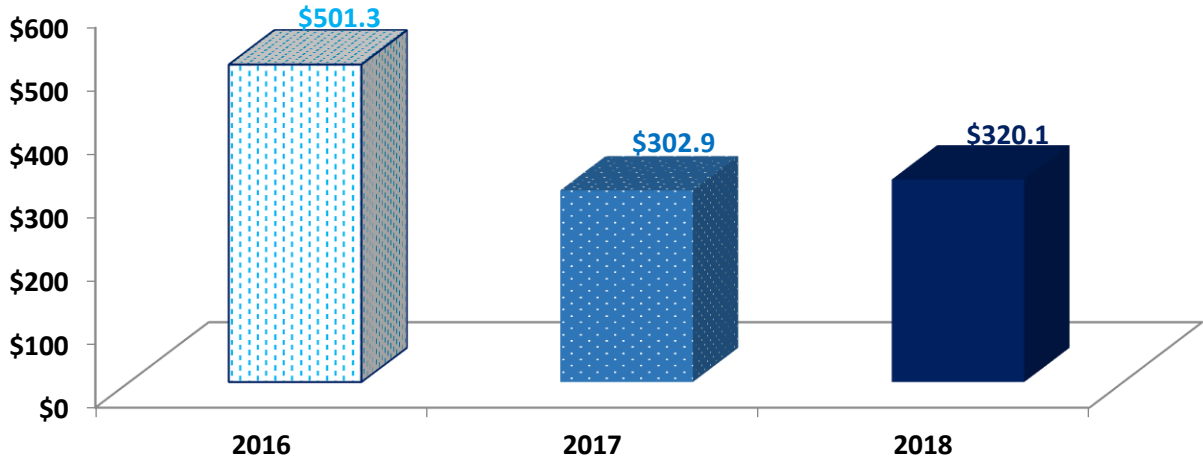
Source: U.S. Customs & Border Protection, Electronic Export Information Filings March 27th, 2019; Value in Millions



U.S. Exports to Israel

In 2018, U.S. exports to Israel shipped under a BIS license exception totaled \$320 million, a 5.7% (\$17.1 million) increase from 2017.

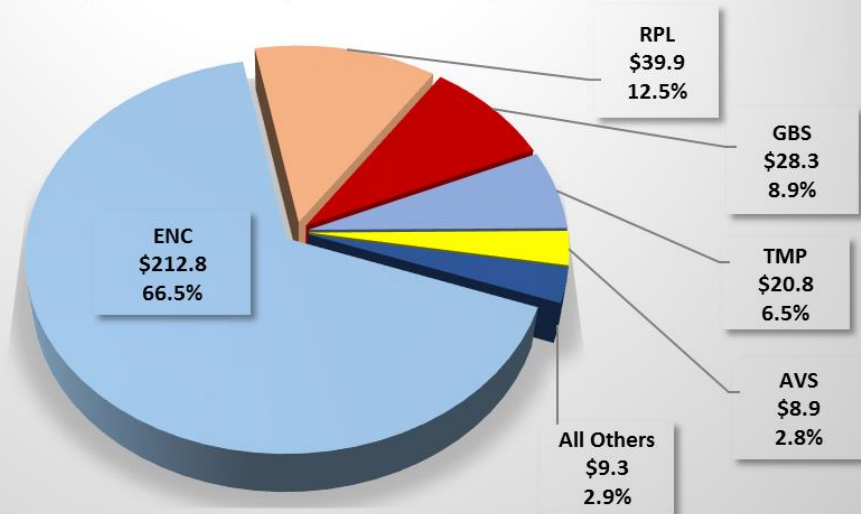
Recent Trends in U.S. Exports to Israel: Value of Total BIS License Exceptions



Values in Millions; Source: U.S. Customs & Border Protection, Electronic Export Information Filings March 27th, 2019

In 2018, the top license exception Encryption commodities, Software and Technology (ENC) totaled \$212.8 million (66.5% of all license exceptions).

2018 U.S. Exports to Israel: Top BIS License Exceptions by Value

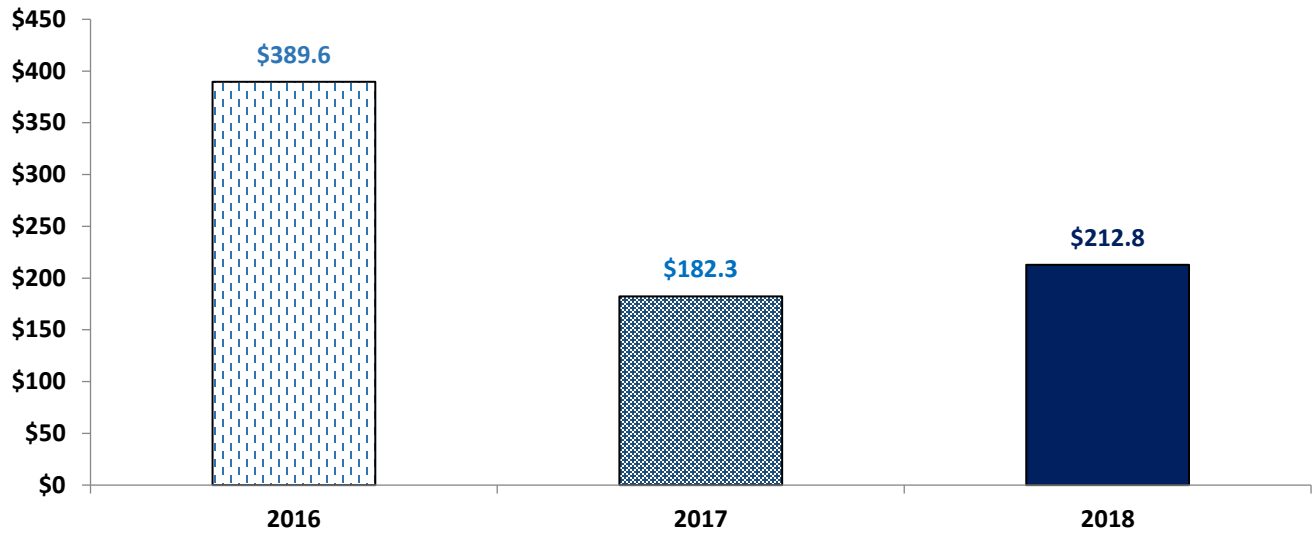


Values in Millions; Source: U.S. Customs & Border Protection, Electronic Export Information Filings March 27th, 2019



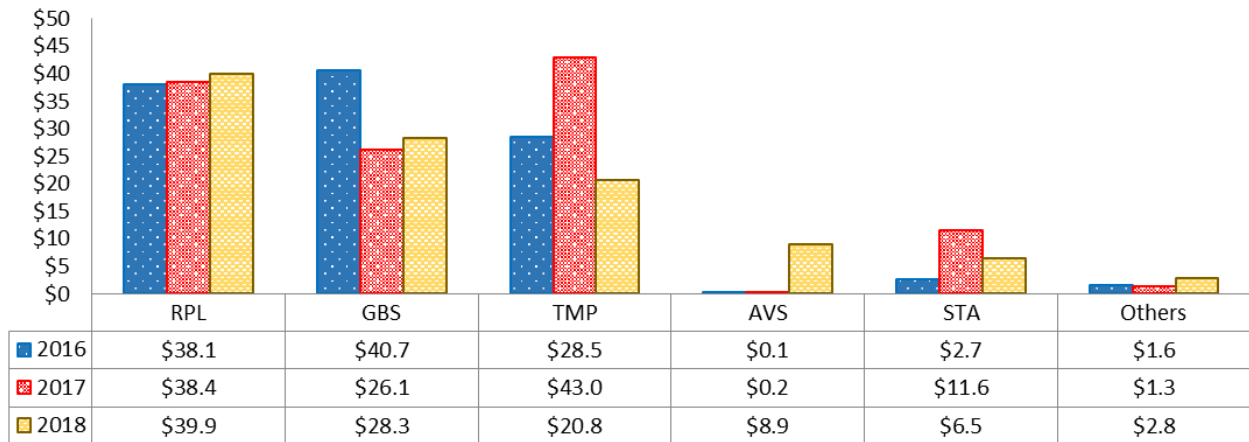
U.S. Exports to Israel

Recent Trends in U.S. Exports to Israel under Top BIS License Exception: Encryption Commodities & Software



Values in Millions; Source: U.S. Customs & Border Protection, Electronic Export Information Filings March 27th, 2019

Trends in U.S. Exports to Israel under Top 5 BIS License Exceptions excluding: Encryption Commodities & Software



Note: The BIS License Exception for Encryption Commodities & Software is excluded from this chart

Values in Millions; Source: U.S. Customs & Border Protection, Electronic Export Information Filings March 27th, 2019



U.S. Exports to Israel by Top Ten Export Control Classification Numbers (ECCN)

Top Ten ECCNs by Value to Israel		
LICENSED	#1	0A606 Ground Vehicles and Related Commodities
	#2	9A610 Military Aircraft and Related Commodities
	#3	9A619 Military Gas Turbine Engines and Related Commodities
	#4	0A604 Commodities Related to Military Explosive Devices and Charges
	#5	3A611 Military Electronics
	#6	5A002 Systems/Equip./Integrated Circuits for Info Sec
	#7	9A604 Commodities Related to Launch Vehicles, Missiles, Rockets, torpedoes, ...
	#8	1A607 Military dissemination "equipment" for riot control agents, ...
	#9	1C202 Alloys other than those controlled by 1C002.b.3 or 1C002.b.4 as follows ...
	#10	1A984 Chemical Agents, Including Tear Gas

Source: U.S. Customs & Border Protection, Electronic Export Information Filings March 27th, 2019

Top Ten ECCNs by Value to Israel		
EXCEPTIONS	#1	5A002 Systems/Equip./Integrated Circuits for Info Sec
	#2	5B002 "Information Security" Test, Inspection and "Production" Equipment
	#3	9A619 Military Gas Turbine Engines and Related Commodities
	#4	9A610 Military Aircraft and Related Commodities
	#5	3B001 Epitaxial Equip. for Semiconductors
	#6	3A001 Electronic Components
	#7	EAR99 Items subject to the EAR that are not elsewhere controlled
	#8	9A991 Aircraft N.E.S. and Gas Turbine Engines not Controlled by 9A001 or 9A101 ...
	#9	3A002 General Purpose Electronic Equip.
	#10	3A611 Military Electronics

Source: U.S. Customs & Border Protection, Electronic Export Information Filings March 27th, 2019

*Note: No ECCN is Required for License Exception TMP per EAR 758.1(g)(2)

Top Ten ECCNs by Value to Israel		
NLR with ECCN	#1	EAR99 Items subject to the EAR that are not elsewhere controlled
	#2	9A991 Aircraft N.E.S. and Gas Turbine Engines not Controlled by 9A001 or 9A101 ...
	#3	3B991 Other Mfg/Test Equip. Not Controlled By 3B
	#4	5A991 Telecommunication Equip. Not Controlled by 5A001
	#5	5A992 Equipment not controlled by 5A002
	#6	3B992 Equip. for the Inspection/Testing of Components not Controlled by 3B002
	#7	4A994 Computers Not Controlled By 4A001 or 4A003
	#8	7A994 Other Navigation Direction Finding Equip. ... Not Controlled under 7A003
	#9	3A992 General Purpose Electronic Equip. Note Controlled by 3A002
	#10	3A991 Electronic Devices and Components

Source: U.S. Customs & Border Protection, Electronic Export Information Filings March 27th, 2019

NOTE: ECCN Descriptions have been truncated; please review Commerce Control List for Full Description



Top Ten ECCNs by Count to Israel		
LICENSED	#1	9A610 Military Aircraft and Related Commodities
	#2	9A619 Military Gas Turbine Engines and Related Commodities
	#3	0A606 Ground Vehicles and Related Commodities
	#4	3A611 Military Electronics
	#5	2B350 Chemical Manufacturing Facilities and Equip.
	#6	2B230 Pressure Transducers
	#7	0A604 Commodities Related to Military Explosive Devices and Charges
	#8	5A002 Systems/Equip./Integrated Circuits for Info Sec
	#9	9A604 Commodities Related to Launch Vehicles, Missiles, Rockets, torpedoes, ...
	#10	3A001 Electronic Components

Source: U.S. Customs & Border Protection, Electronic Export Information Filings March 27th, 2019

Top Ten ECCNs by Count to Israel		
EXCEPTIONS	#1	5A002 Systems/Equip./Integrated Circuits for Info Sec
	#2	5B002 "Information Security" Test, Inspection and "Production" Equipment
	#3	9A610 Military Aircraft and Related Commodities
	#4	9A619 Military Gas Turbine Engines and Related Commodities
	#5	9A991 Aircraft N.E.S. and Gas Turbine Engines not Controlled by 9A001 or 9A101 ...
	#6	3A001 Electronic Components
	#7	7A994 Other Navigation Direction Finding Equip. ... Not Controlled under 7A003
	#8	3A611 Military Electronics
	#9	3B001 Epitaxial Equip. for Semiconductors
	#10	EAR99 Items subject to the EAR that are not elsewhere controlled

Source: U.S. Customs & Border Protection, Electronic Export Information Filings March 27th, 2019

*Note: No ECCN is Required for License Exception TMP per EAR 758.1(g)(2)

Top Ten ECCNs by Count to Israel		
NLR with ECCN	#1	EAR99 Items subject to the EAR that are not elsewhere controlled
	#2	9A991 Aircraft N.E.S. and Gas Turbine Engines not Controlled by 9A001 or 9A101 ...
	#3	3B991 Other Mfg/Test Equip. Not Controlled By 3B
	#4	5A992 Equipment not controlled by 5A002
	#5	5A991 Telecommunication Equip. Not Controlled by 5A001
	#6	3A991 Electronic Devices and Components
	#7	3B992 Equip. for the Inspection/Testing of Components not Controlled by 3B002
	#8	4A994 Computers Not Controlled By 4A001 or 4A003
	#9	3A992 General Purpose Electronic Equip. Note Controlled by 3A002
	#10	7A994 Other Navigation Direction Finding Equip. ... Not Controlled under 7A003

Source: U.S. Customs & Border Protection, Electronic Export Information Filings March 27th, 2019

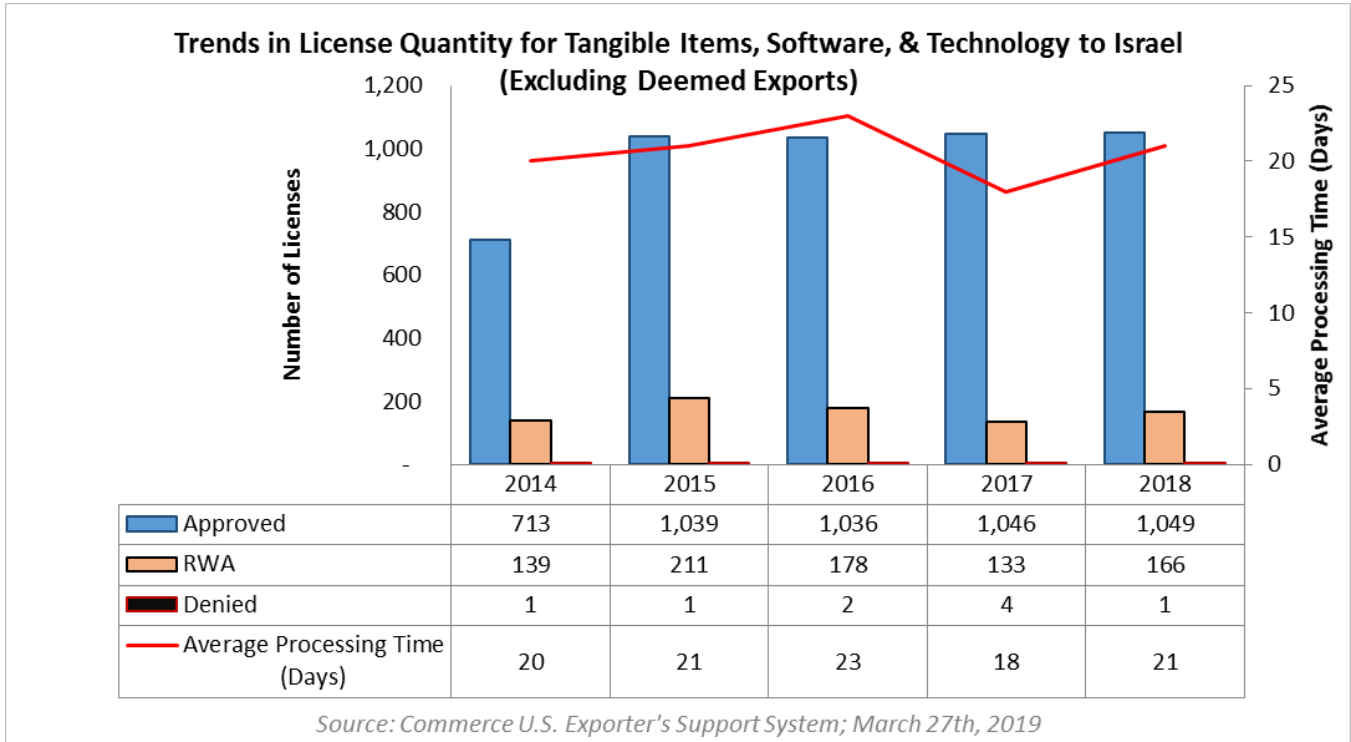
NOTE: ECCN Descriptions have been truncated; please review Commerce Control List for Full Description



III. BIS Licensing to Israel

In 2018, BIS reviewed 1,220 export/re-export applications (not including deemed export applications) valued at \$3.6 billion for Israel, out of a total of 33,844 applications worldwide valued at \$81.3 billion.

– Approved applications for Israel totaled 1,049 (86.0% of the total applications) for \$1.7 billion, compared to the 29,032 (85.8%) approved applications for all destinations that totaled \$64.3 billion.



In 2018, BIS reviewed 3 deemed export applications from Israel, out of a total of 1,007 applications worldwide.

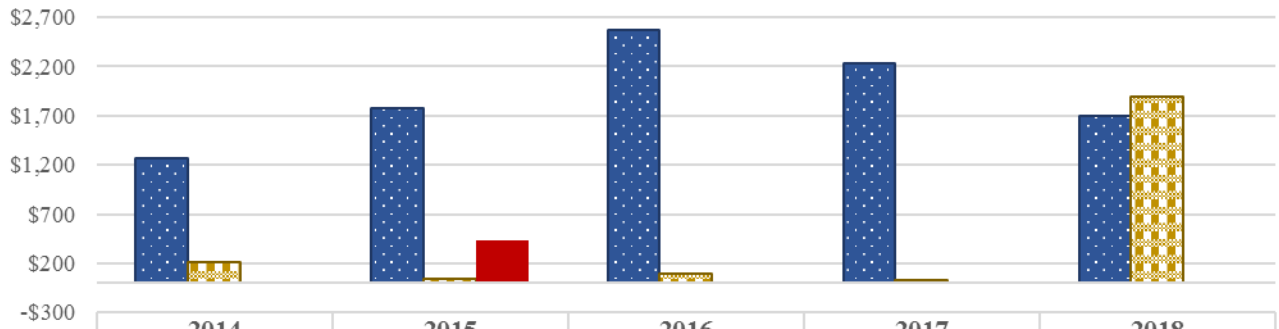
- Approved applications for Israel totaled 2 (66.7% of the total applications), compared to the 846 (91.5% approved applications for all destinations).

Deemed Export Licenses for Israel			
	Approved	RWA	Denied
2014	1	2	0
2015	6	2	0
2016	0	0	0
2017	4	1	0
2018	2	1	0

Source: Commerce U.S. Exports Exporter Support System retrieved on May 23, 2019



License Value for Tangible Items, Software, & Technology to Israel
Smillion



	2014	2015	2016	2017	2018
Approved	\$1,271.6	\$1,778.2	\$2,567.0	\$2,232.4	\$1,693.4
RWA	\$214.8	\$41.3	\$95.6	\$26.3	\$1,892.0
Denied	\$1.2	\$438.0	\$0.1	\$1.0	\$0.02

Source: Commerce U.S. Exports Exporter Support System, March 27, 2019