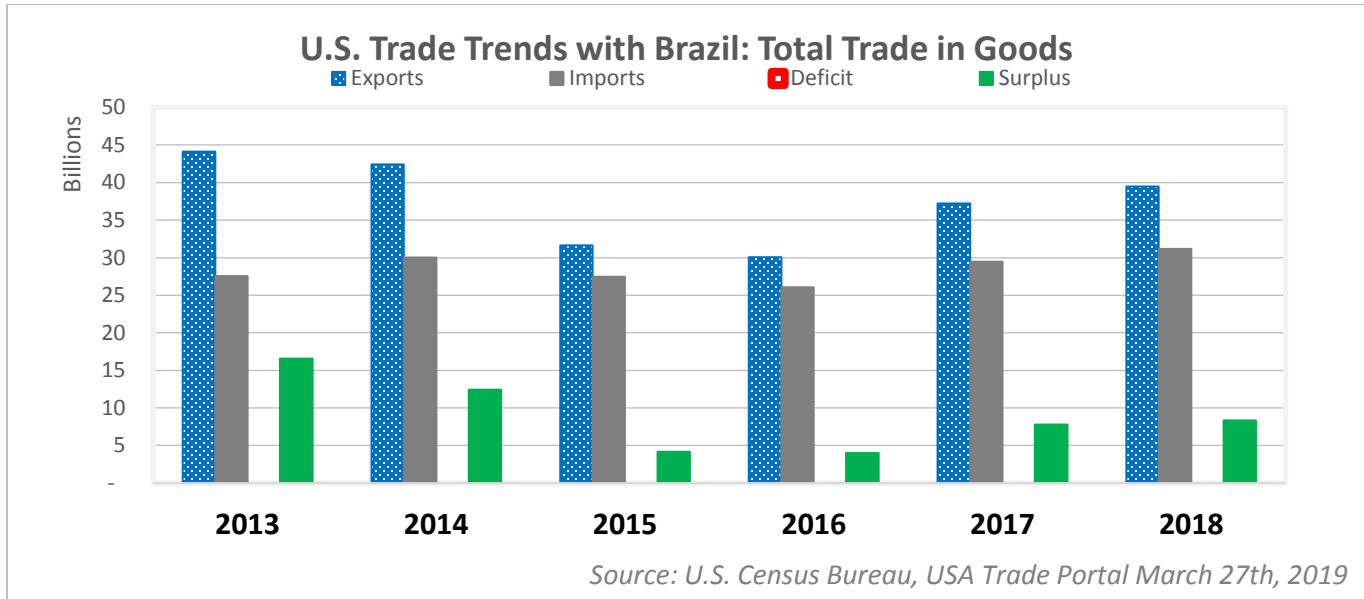




I. Total U.S. Trade in goods with Brazil

In 2018, U.S. exports to Brazil totaled \$39.5 billion, a 6.1% (\$2.2 billion) increase from 2017; U.S. imports from Brazil totaled \$31.1 billion, an 5.8% (\$1.7 billion) increase; and the trade surplus was \$8.3 billion, a 7.2% (\$562.9 million) increase.



In 2018, **2.4%** of total **U.S. exports** were shipped to Brazil while **1.2%** of total **U.S. Imports** were delivered from Brazil. In 2018, the level of U.S. exports to, and the level of U.S. imports from Brazil is currently above the five-year average level by value. In the last six years, the U.S. keeps a trade surplus with Brazil.

Calendar Year	2013	2014	2015	2016	2017	2018	2013 - 2017 Average
EXPORTS	\$44.1 B	\$42.4 B	\$31.6 B	\$30 B	\$37.2 B	\$39.5 b	\$37 B
Δvalue	--	\$-1.7 B	\$-10.8 B	\$-1.6 B	\$7.1 B	\$2.2 B	
Δpct	--	-3.8%	-25.4%	-5.0%	23.8%	6.1%	
IMPORTS	\$27.5 B	\$30 B	\$27.4 B	\$26 B	\$29.4 B	\$31.2 B	\$28.1 B
Δvalue	--	\$2.4 B	\$-2.6 B	\$-1.5 B	\$3.3 B	\$1.7 B	
Δpct	--	9.0%	-8.5%	-5.2%	13.0%	5.8%	
BALANCE	\$16.5 B	\$12.4 B	\$4.1 B	\$4 B	\$7.7 B	\$8.3 B	\$8.9 B
Δvalue	--	\$-4.2 B	\$-8.25 B	\$-154.6 M	\$3.7 B	\$562.9 M	
Δpct	--	-25.1%	-66.4%	-3.7%	93.6%	7.2%	

Source: U.S. Census Bureau, USA Trade Portal March 27th, 2019; Value of Data in M = millions; B = billions



In 2018, of the \$39.5 billion in U.S. exports to Brazil, the top commodity sectors were Minerals (24.3%), Chemicals, Plastics, and Leather (23.0%), and Machinery and Mechanical Appliances (19.5%).

In 2018, of the \$31.2 billion in U.S. imports from Brazil, the top commodity sectors were Minerals (18.4%), Base Metals (12.7%) and Agriculture (12.1%).

2018 U.S. Imports from Brazil by Sector	2018 U.S. Commodity Trade With Brazil	2018 U.S. Exports to Brazil by Sector
\$31,161,373,052	Total Value All Commodities	\$39,494,176,727
12.1%	Agriculture (Chapters 01-24)	3.4%
18.4%	Minerals (Chapters 25-27)	24.3%
9.5%	Chemicals, Plastics, Leather (Chapters 28-43)	23.0%
9.2%	Wood Products (Chapters 44-49)	0.6%
0.9%	Textiles and Footwear (Chapters 50-67)	0.5%
4.6%	Stone, Glass, & Semiprecious Metals (Chapters 68-71)	0.7%
12.7%	Base metals (Chapters 72-83)	1.8%
8.6%	Machinery (Chapters 84-85)	19.5%
10.3%	Transportation (Chapters 86-89)	18.5%
0.5%	Optical, Measuring, Medical or Other Instruments (Chapters 90-92)	4.4%
0.5%	Arms & Ammunition (Chapter 93)	0.0%
0.9%	Miscellaneous Manufactured Items (Chapters 94 -96)	0.4%
0.4%	Art & Antiques (Chapter 97)	0.4%
11.4%	Special Items (Chapters 98-99** Imports only 99)	2.2%

Source: U.S. Census Bureau, USA Trade Portal March 27th, 2019



II. U.S. Exports to Brazil subject to U.S. Government Filing Requirements

In 2018, of the \$39.5 billion in U.S. exports to Brazil:

- 1.1% were subject to a BIS license requirement
- 0.3% were exported under a BIS license; Worldwide, 0.4% were exported under a BIS license.
- 0.8% were exported under a BIS license exception; Worldwide, 1.2% were exported under a BIS license exception.
- 19.9% were exported under No License Required with an ECCN; Worldwide, 12.1% were exported under No License Required with an ECCN.
- 0.005% were exported under NLR for .y 600-series items; Worldwide, 0.02% were exported under NLR for .y 600-series items.

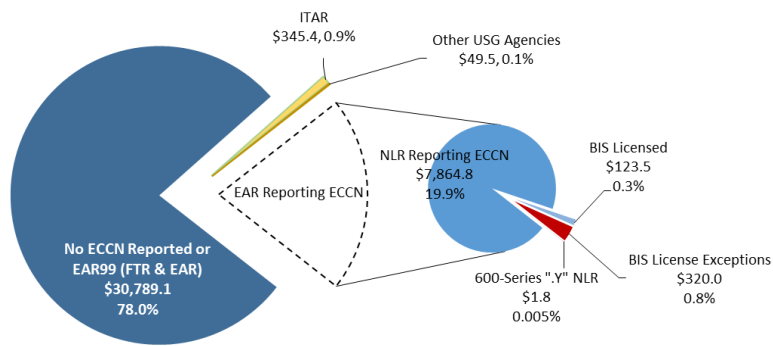
Trends in U.S. Exports to Brazil by Regulatory Authority				
		2016	2017	2018
	Department of State	\$244.6	\$85.6	\$345.4
	Other USG Agencies	\$18.7	\$25.8	\$49.5
	Department of Commerce	\$29,803.0	\$37,110.1	\$39,099.2
	BIS Licensed	\$420.7	\$67.7	\$123.5
	BIS License Exceptions	\$349.3	\$264.9	\$320.0
	NLR reporting an ECCN	\$6,008.5	\$7,102.3	\$7,864.8
	NLR reporting EAR99	\$16,823.2	\$22,372.7	\$21,516.0
	NLR not reporting an ECCN	\$6,199.6	\$7,301.5	\$9,273.1
	600-Series ".Y" Paragraph NLR	\$1.7	\$1.0	\$1.8

Value in Millions; Source: U.S. Customs & Border Protection, Electronic Export Information Filings March 27th, 2019

Reasons for Control	Chemical and Biological Weapons			Nuclear Nonproliferation		National Security		Missile Tech	Regional Stability		Firearms Convention	Crime Control			Anti-Terrorism	
	CB:1	CB:2	CB:3	NP:1	NP:2	NS:1	NS:2	MT:1	RS:1	RS:2	FC:1	CC:1	CC:2	CC:3	AT:1	AT:2
Brazil	X	X				X	X	X	X	X	X	X		X		

CFR 15 Part 738 Supplement 1

2018 U.S. Exports to Brazil: Export Authorizations by Regulatory Authority

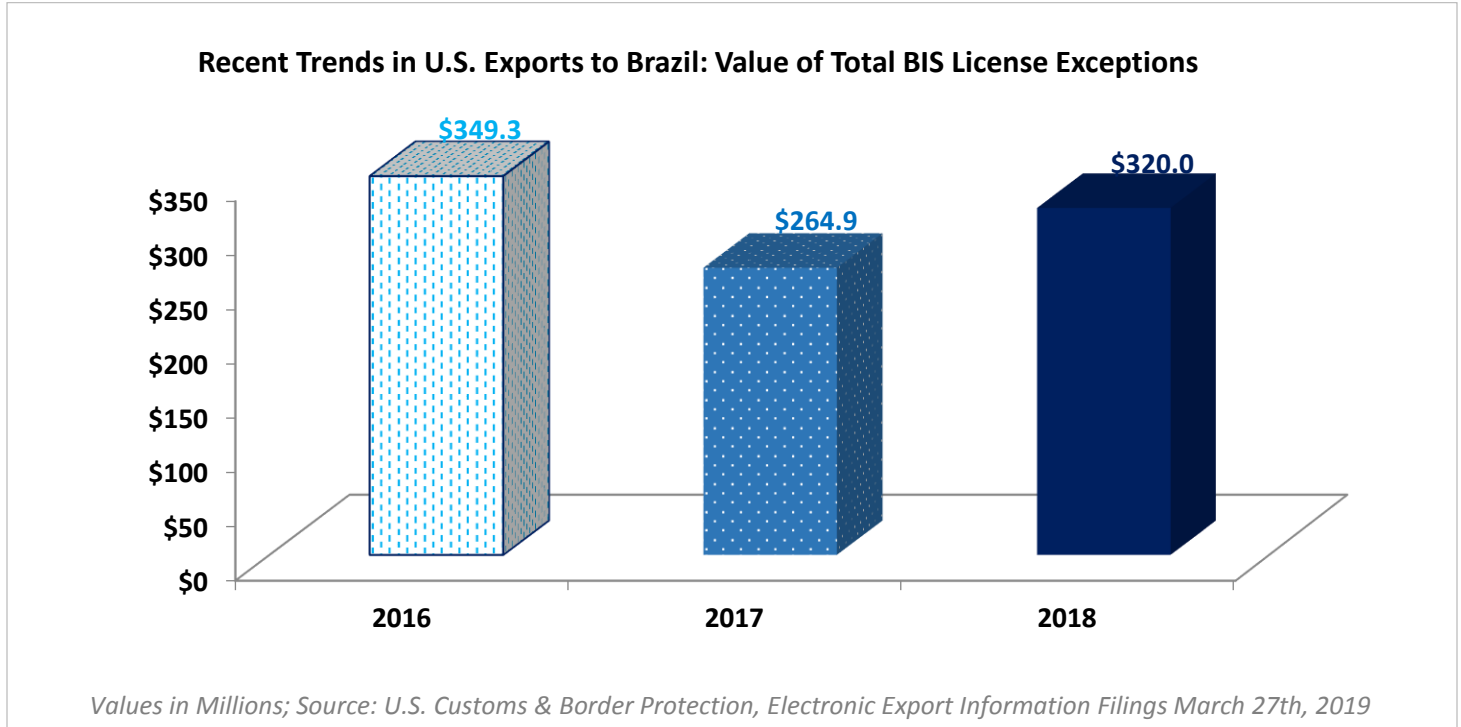


Source: U.S. Customs & Border Protection, Electronic Export Information Filings March 27th, 2019; Value in Millions

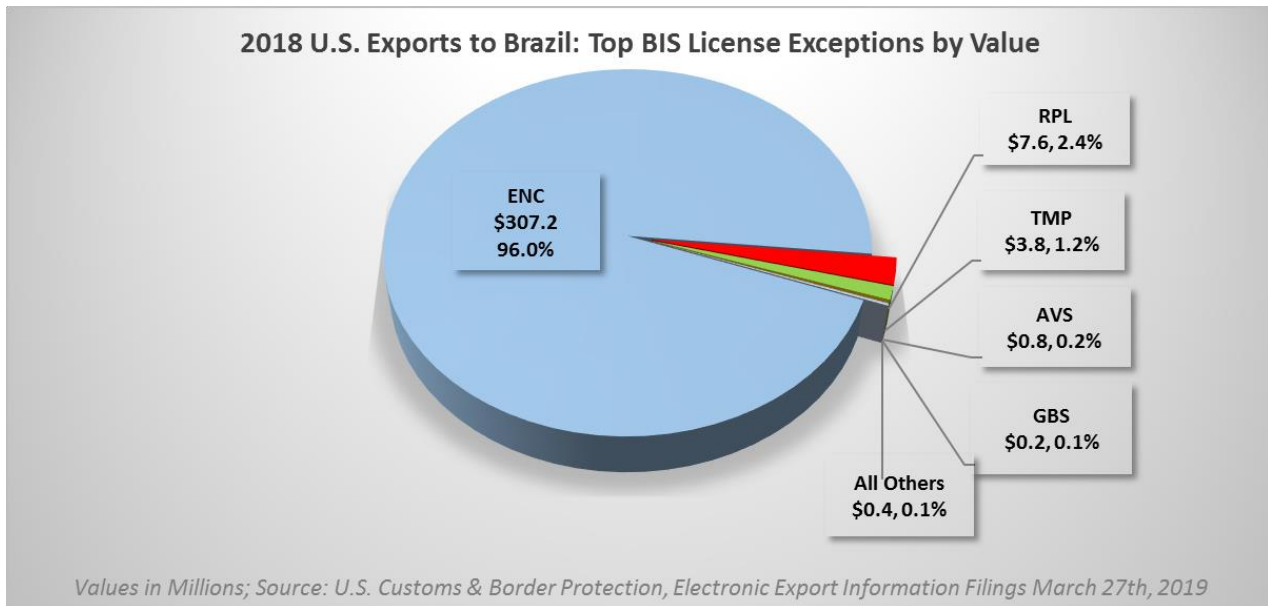


U.S. Exports to Brazil

In 2018, U.S. exports to Brazil shipped under a BIS license exception totaled \$320.0 million, a 20.8% (\$55.2 million) increase from 2017.



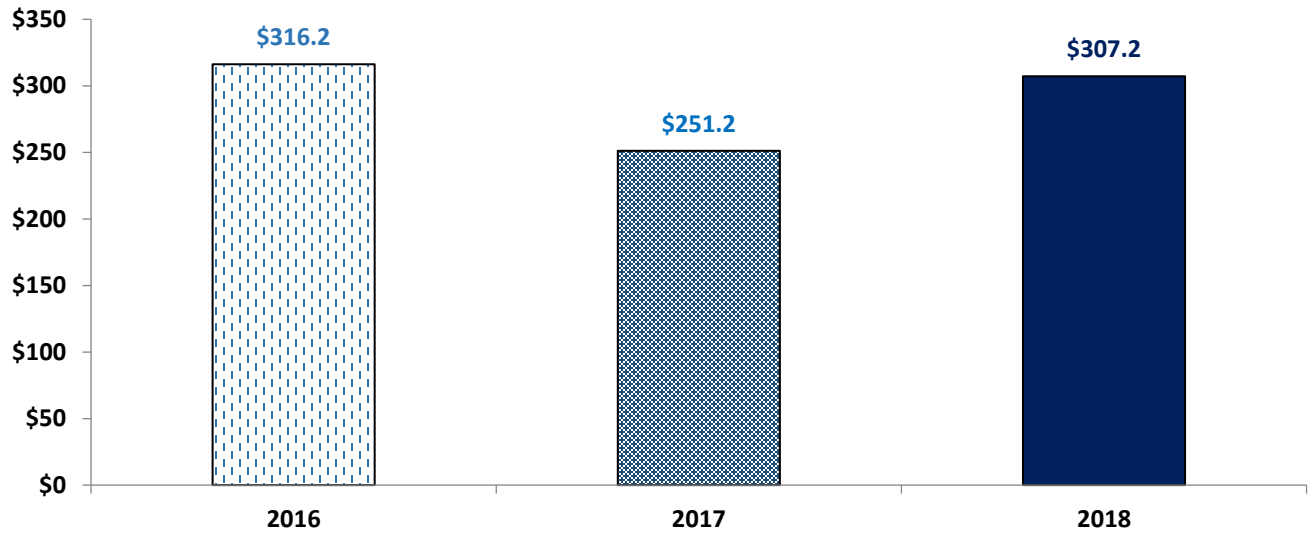
In 2018, the top license exception Encryption commodities, Software and Technology (ENC) totaled \$307.2 million (96.0% of all license exceptions).





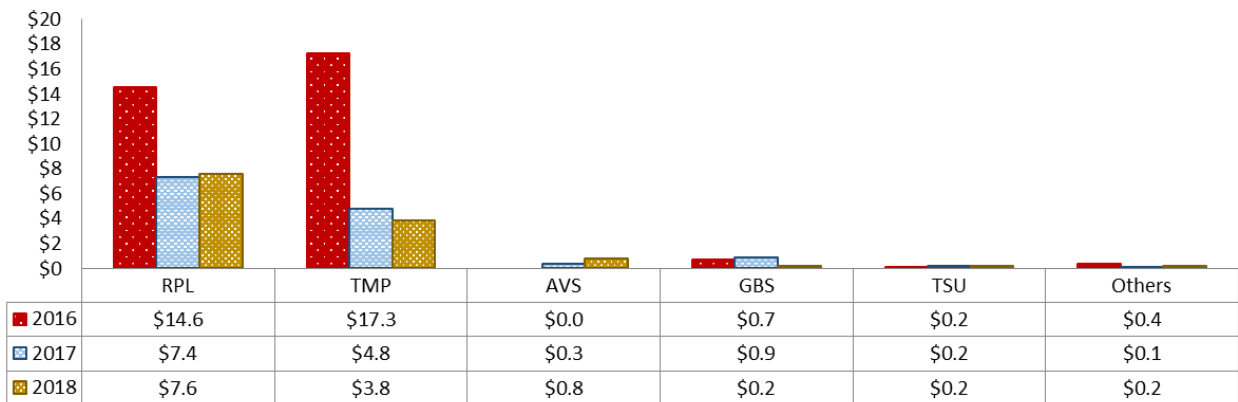
U.S. Exports to Brazil

Recent Trends in U.S. Exports to Brazil under Top BIS License Exception: Encryption Commodities & Software



Values in Millions; Source: U.S. Customs & Border Protection, Electronic Export Information Filings March 27th, 2019

Trends in U.S. Exports to Brazil under Top 5 BIS License Exceptions excluding: Encryption Commodities & Software



Note: The BIS License Exception for Encryption Commodities & Software is excluded from this chart

Values in Millions; Source: U.S. Customs & Border Protection, Electronic Export Information Filings March 27th, 2019



Top Ten ECCNs by Value to Brazil		
LICENSED	#1	9A619 Military Gas Turbine Engines and Related Commodities
	#2	9A610 Military Aircraft and Related Commodities
	#3	9A001 Aero Gas Turbine Engines
	#4	7A103 Instrumentation, Navigation Equip./Systems Not
	#5	1C350 Chemicals, Precursors for toxic Chemical Agents
	#6	5A002 Systems/Equip./Integrated Circuits for Info Sec
	#7	2B352 Equip. for Handling Biological Materials
	#8	9A003 Assemblies/Components Incorporating Technologies Controlled by 9E003.a, ...
	#9	6A003 Cameras
	#10	7A611 Navigation and Avionics equipment and systems, and "parts,"

Source: U.S. Customs & Border Protection, Electronic Export Information Filings March 27th, 2019

Top Ten ECCNs by Value to Brazil		
EXCEPTIONS	#1	5A002 Systems/Equip./Integrated Circuits for Info Sec
	#2	9A991 Aircraft N.E.S. and Gas Turbine Engines not Controlled by 9A001 or 9A101 ...
	#3	9A610 Military Aircraft and Related Commodities
	#4	7A103 Instrumentation, Navigation Equip./Systems Not
	#5	No ECCN No ECCN is required for License Exceptions TMP*
	#6	5D002 "Software" as follows (see List of Items Controlled)
	#7	7A994 Other Navigation Direction Finding Equip. ... Not Controlled under 7A003
	#8	9A619 Military Gas Turbine Engines and Related Commodities
	#9	6A001 Acoustic Systems, Equipment and "Components"
	#10	5B002 "Information Security" Test, Inspection and "Production" Equipment

Source: U.S. Customs & Border Protection, Electronic Export Information Filings March 27th, 2019

*Note: No ECCN is Required for License Exception TMP per EAR 758.1(g)(2)

Top Ten ECCNs by Value to Brazil		
NLR with ECCN	#1	EAR99 Items subject to the EAR that are not elsewhere controlled
	#2	9A991 Aircraft N.E.S. and Gas Turbine Engines not Controlled by 9A001 or 9A101 ...
	#3	5A992 Equipment not controlled by 5A002
	#4	5A991 Telecommunication Equip. Not Controlled by 5A001
	#5	7A994 Other Navigation Direction Finding Equip. ... Not Controlled under 7A003
	#6	2B999 Specific Processing Equip., N.E.S.
	#7	4A994 Computers Not Controlled By 4A001 or 4A003
	#8	8A992 Vessels, Marine Systems or Equip. not Controlled by 8A001 or 8A002...
	#9	3A999 Specific Processing Equip., N.E.S.
	#10	1C992 Commercial Charges and Devices Containing Energetic Materials ...

Source: U.S. Customs & Border Protection, Electronic Export Information Filings March 27th, 2019

NOTE: ECCN Descriptions have been truncated; please review Commerce Control List for Full Description



Top Ten ECCNs by Count to Brazil		
LICENSED	#1	9A610 Military Aircraft and Related Commodities
	#2	1C350 Chemicals, Precursors for toxic Chemical Agents
	#3	2B350 Chemical Manufacturing Facilities and Equip.
	#4	0A984 Shotguns, Buckshot, Shotgun Shells
	#5	7A103 Instrumentation, Navigation Equip./Systems Not
	#6	0A987 Optical Sighting Devices for Firearms
	#7	5A002 Systems/Equip./Integrated Circuits for Info Sec
	#8	1C351 Human and Animal Pathogens and toxins
	#9	0A606 Ground Vehicles and Related Commodities
	#10	1C107 Graphite and Ceramic Materials, Other Than Those Controlled by 1C007 ...

Source: U.S. Customs & Border Protection, Electronic Export Information Filings March 27th, 2019

Top Ten ECCNs by Count to Brazil		
EXCEPTIONS	#1	5A002 Systems/Equip./Integrated Circuits for Info Sec
	#2	9A610 Military Aircraft and Related Commodities
	#3	5D002 "Software" as follows (see List of Items Controlled)
	#4	7A103 Instrumentation, Navigation Equip./Systems Not
	#5	EAR99 Items subject to the EAR that are not elsewhere controlled
	#6	3A001 Electronic Components
	#7	No ECCN No ECCN is required for License Exceptions TMP*
	#8	7A994 Other Navigation Direction Finding Equip. ... Not Controlled under 7A003
	#9	9A991 Aircraft N.E.S. and Gas Turbine Engines not Controlled by 9A001 or 9A101 ...
	#10	5D992 "Information Security" "software" not controlled by 5D002

Source: U.S. Customs & Border Protection, Electronic Export Information Filings March 27th, 2019

*Note: No ECCN is Required for License Exception TMP per EAR 758.1(g)(2)

Top Ten ECCNs by Count to Brazil		
NLR with ECCN	#1	EAR99 Items subject to the EAR that are not elsewhere controlled
	#2	9A991 Aircraft N.E.S. and Gas Turbine Engines not Controlled by 9A001 or 9A101 ...
	#3	5A992 Equipment not controlled by 5A002
	#4	5A991 Telecommunication Equip. Not Controlled by 5A001
	#5	7A994 Other Navigation Direction Finding Equip. ... Not Controlled under 7A003
	#6	4A994 Computers Not Controlled By 4A001 or 4A003
	#7	3A991 Electronic Devices and Components
	#8	3A999 Specific Processing Equip., N.E.S.
	#9	1A995 Protective and Detection Equip.
	#10	8A992 Vessels, Marine Systems or Equip. not Controlled by 8A001 or 8A002...

Source: U.S. Customs & Border Protection, Electronic Export Information Filings March 27th, 2019

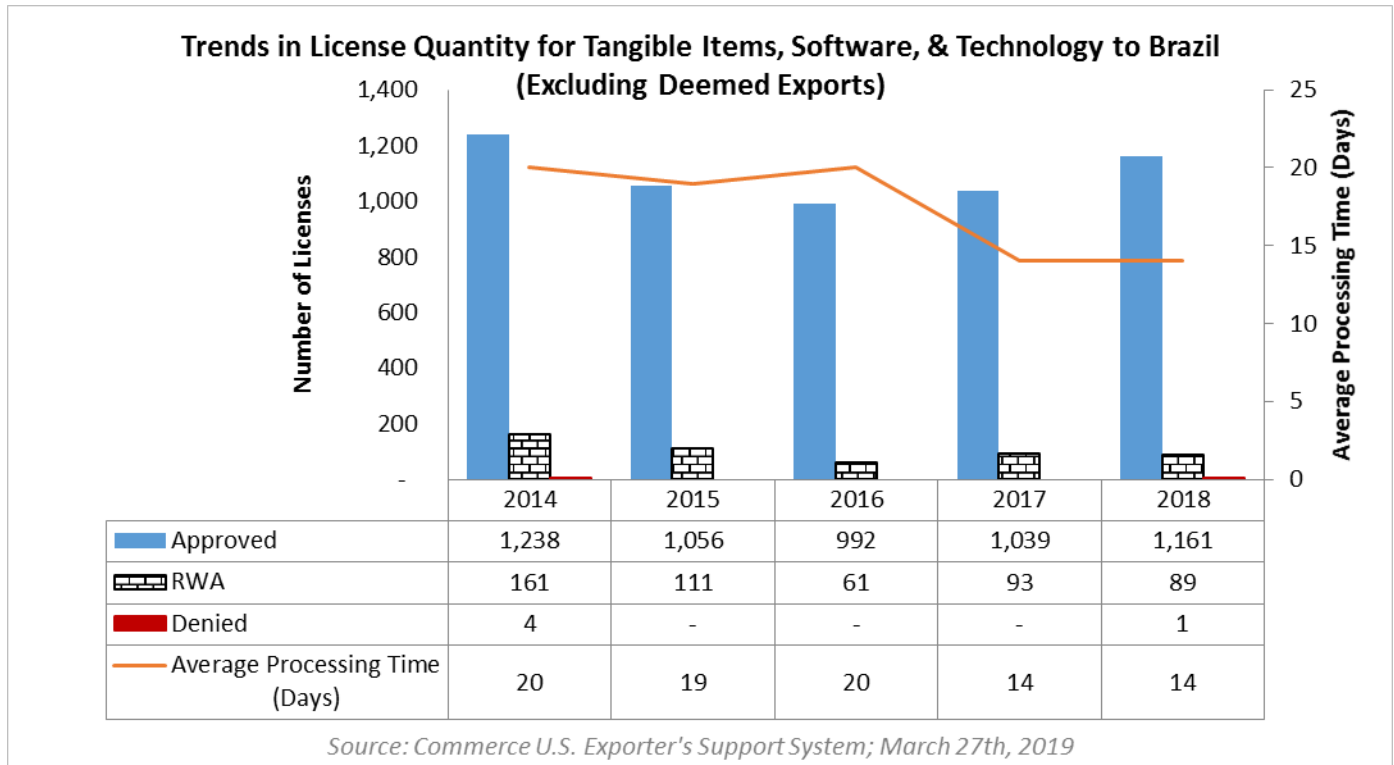
NOTE: ECCN Descriptions have been truncated; please review Commerce Control List for Full Description



III. BIS Licensing to Brazil

In 2018, BIS reviewed 1,251 export/re-export applications (not including deemed export applications) valued at \$925.7 million for Brazil, out of a total of 33,844 applications worldwide valued at \$81.3 billion.

– Approved applications for Brazil totaled 1,161 (92.0% of the total applications) for \$970.9 million, compared to the 29,032 (85.8%) approved applications for all destinations that totaled \$64.3 billion.



In 2018, BIS reviewed seven deemed export applications from Brazil nationals, out of a total of 1,007 applications worldwide.

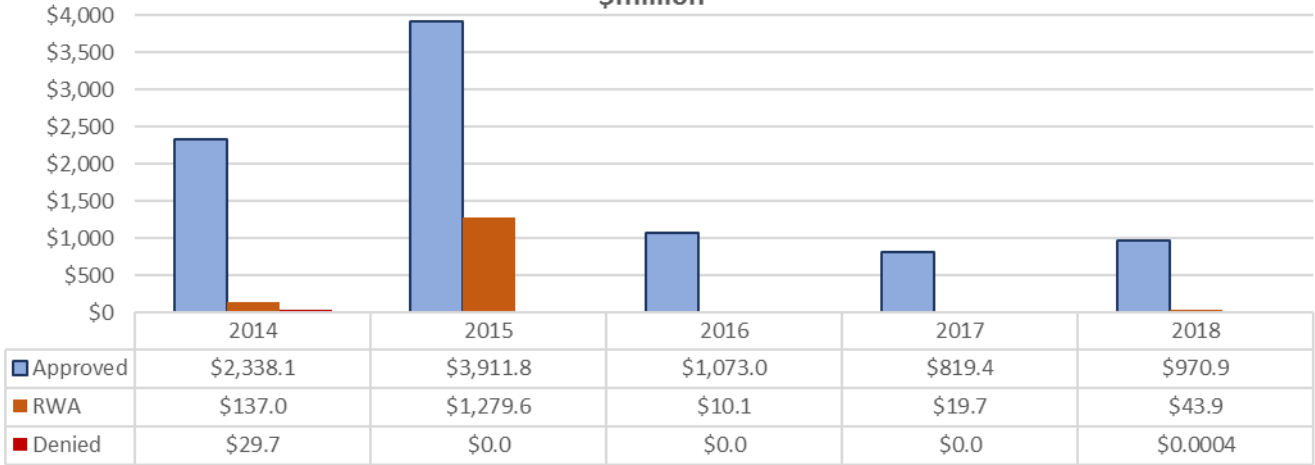
-Approved applications for Brazil nationals totaled six (85.0% of the total applications), compared to the 846 (91.5%) approved applications for all destinations.

Deemed Export Licenses for Brazil			
	Approved	RWA	Denied
2014	2	1	0
2015	13	1	0
2016	3	0	0
2017	9	1	0
2018	6	1	0

Source: Commerce U.S. Exports Exporter Support System, retrieved on April 19, 2019



Trends in License Value for Tangible Items, Software, & Technology to Brazil
\$million



Source: Commerce U.S. Exporter's Support System, March 27, 2019