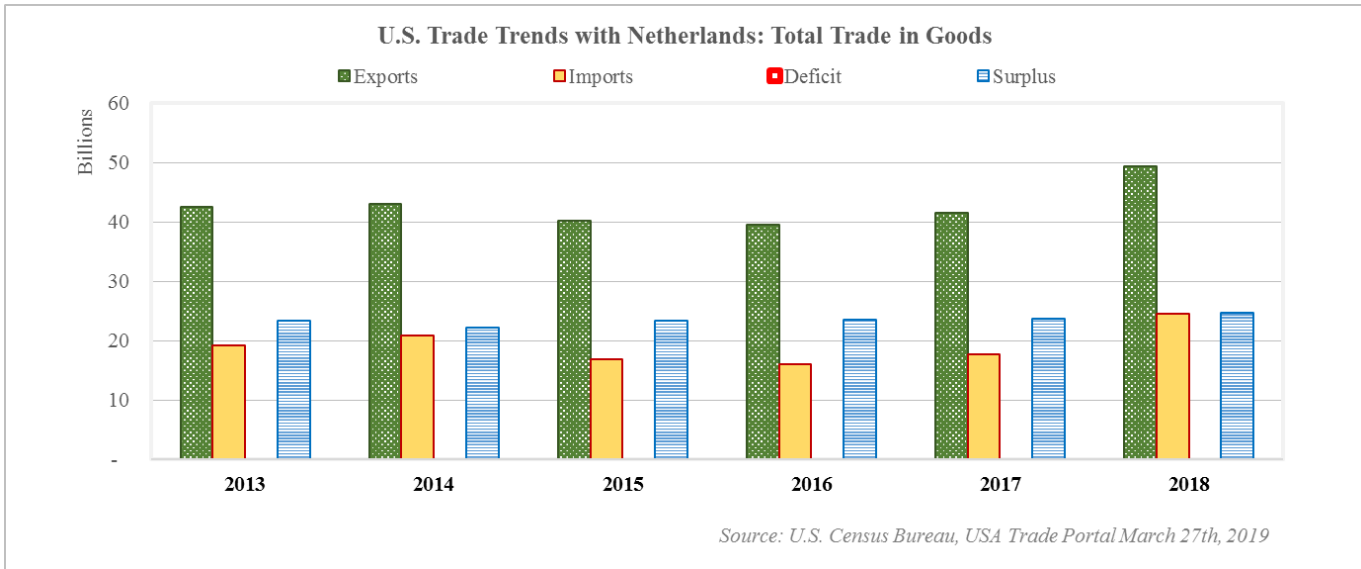




I. Total U.S. Trade in goods with Netherlands

In 2018, U.S. exports to Netherlands totaled \$49.4 billion, an 19.0% (\$7.8 billion) increase from 2017; U.S. imports from Netherlands totaled \$24.6 billion, an 38.4% (\$6.8 billion) increase; and the trade surplus were \$24.7 billion, an 4.5% (\$1.0 billion) increase.



In 2018, the level of U.S. exports to, and imports from Netherlands exceeded the prior five-year average level by value not adjusted for inflation. In the past 6 years, the U.S. keeps a trade surplus with Netherlands.

In 2018, **3.0%** of total **U.S. exports** were shipped to Netherlands while **1.0%** of total **U.S. Imports** were delivered from Netherlands.

Calendar Year	2013	2014	2015	2016	2017	2018	2013 - 2017 Average
EXPORTS	\$42.5 B	\$43.1 B	\$40.2 B	\$39.6 B	\$41.5 B	\$49.4	\$41.4 B
Δvalue	--	\$564.1 M	\$-3 B	\$-606.6 M	\$1.9 B	\$7.8 B	
Δpct	--	1.3%	-6.8%	-1.5%	4.8%	19.0%	
IMPORTS	\$19.2 B	\$20.8 B	\$16.8 B	\$16.1 B	\$17.7 B	\$24.6 B	\$18.1 B
Δvalue	--	\$1.6 B	\$-4.1 B	\$-738.7 M	\$1.6 B	\$6.8 B	
Δpct	--	8.7%	-19.4%	-4.4%	10.4%	38.4%	
BALANCE	\$23.3 B	\$22.2 B	\$23.3 B	\$23.4 B	\$23.7 B	\$24.7 B	\$23.2 B
Δvalue	--	\$-1.2 B	\$1.12 B	\$132.1 M	\$225.6 M	\$1 B	
Δpct	--	-4.7%	5.1%	0.6%	1.0%	4.5%	

Source: U.S. Census Bureau, USA Trade Portal March 27th, 2019; Value of Data in M = millions; B = billions



U.S. Trade with Netherlands

In 2018, of the \$49.4 billion in U.S. exports to Netherlands, the top commodity sectors were Chemicals, Plastics, and Leather products (22.3% of the total exports), Minerals (20.2%) and Machinery and Mechanical Appliances (20.1%).

In 2018, of the \$24.6 billion in U.S. imports from Netherlands, the top commodity sectors were Chemicals, Plastics, and Leather products (26.6%), Machinery and Mechanical Appliances (20.4%) and items under Special Classification Provisions (15.6%)

2018 U.S. Imports from Netherlands by Sector \$24,605,804,691	2018 U.S. Commodity Trade With Netherlands Total Value All Commodities	2018 U.S. Exports to Netherlands by Sector \$49,390,541,239
10.3%	Agriculture (Chapters 01-24)	7.8%
8.9%	Minerals (Chapters 25-27)	20.2%
26.6%	Chemicals, Plastics, Leather (Chapters 28-43)	22.3%
0.8%	Wood Products (Chapters 44-49)	1.1%
1.1%	Textiles and Footwear (Chapters 50-67)	0.9%
0.3%	Stone, Glass, & Semiprecious Metals (Chapters 68-71)	0.4%
4.0%	Base metals (Chapters 72-83)	1.2%
20.4%	Machinery (Chapters 84-85)	20.1%
4.9%	Transportation (Chapters 86-89)	7.6%
5.0%	Optical, Measuring, Medical or Other Instruments (Chapters 90-92)	15.0%
0.1%	Arms & Ammunition (Chapter 93)	0.1%
0.5%	Miscellaneous Manufactured Items (Chapters 94 -96)	0.7%
1.4%	Art & Antiques (Chapter 97)	0.6%
15.6%	Special Items (Chapters 98-99** Imports only 99)	1.9%

Source: U.S. Census Bureau, USA Trade Portal March 27th, 2019



II. U.S. Exports to Netherlands subject to U.S. Government Filing Requirements

- In 2018, of the \$49.4 billion in U.S. exports to Netherlands:
 - 2.7% were subject to a BIS license requirement;
 - 0.1% were exported under a BIS license; Worldwide, 0.4% were exported under a BIS license.
 - 2.6% were exported under a BIS license exception; Worldwide, 1.2% were exported under a BIS license exception.
 - 12.2% were exported under No License Required with an ECCN; Worldwide, 12.1% were exported under No License Required with an ECCN.
 - 0.01% were exported under NLR for .y 600-series items; Worldwide, 0.02 were exported under NLR for .y 600-series items.

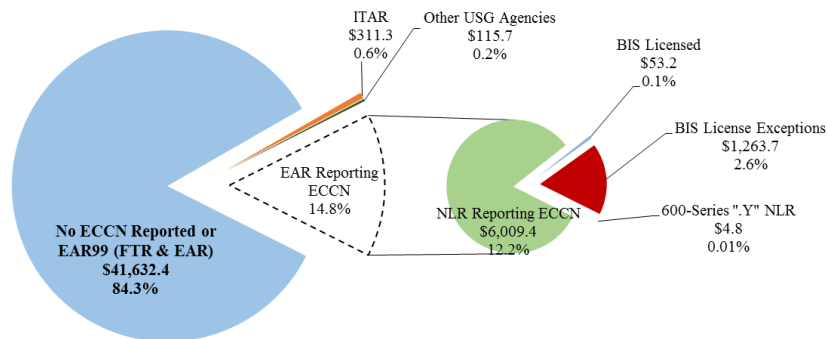
Trends in U.S. Exports to Netherlands by Regulatory Authority				
		2016	2017	2018
	Department of State	\$319.6	\$334.8	\$311.3
	Other USG Agencies	\$152.8	\$194.6	\$115.7
	Department of Commerce	\$39,132.7	\$40,980.9	\$48,963.5
	BIS Licensed	\$58.8	\$54.3	\$53.2
	BIS License Exceptions	\$1,537.8	\$1,422.6	\$1,263.7
	NLR reporting an ECCN	\$5,371.4	\$5,676.6	\$6,009.4
	NLR reporting EAR99	\$19,063.3	\$20,745.2	\$26,802.3
	NLR not reporting an ECCN	\$13,097.3	\$13,079.2	\$14,830.1
	600-Series ".Y" Paragraph NLR	\$4.1	\$3.0	\$4.8

Value in Millions; Source: U.S. Customs & Border Protection, Electronic Export Information Filings March 27th, 2019

Reasons for Control	Chemical and Biological Weapons			Nuclear Nonproliferation		National Security		Missile Tech	Regional Stability		Firearms Convention	Crime Control			Anti-Terrorism	
	CB:1	CB:2	CB:3	NP:1	NP:2	NS:1	NS:2	MT:1	RS:1	RS:2	FC:1	CC:1	CC:2	CC:3	AT:1	AT:2
Netherlands	X					X		X	X							

CFR 15 Part 738 Supplement 1

2018 U.S. Exports to Netherlands: Export Authorizations by Regulatory Authority


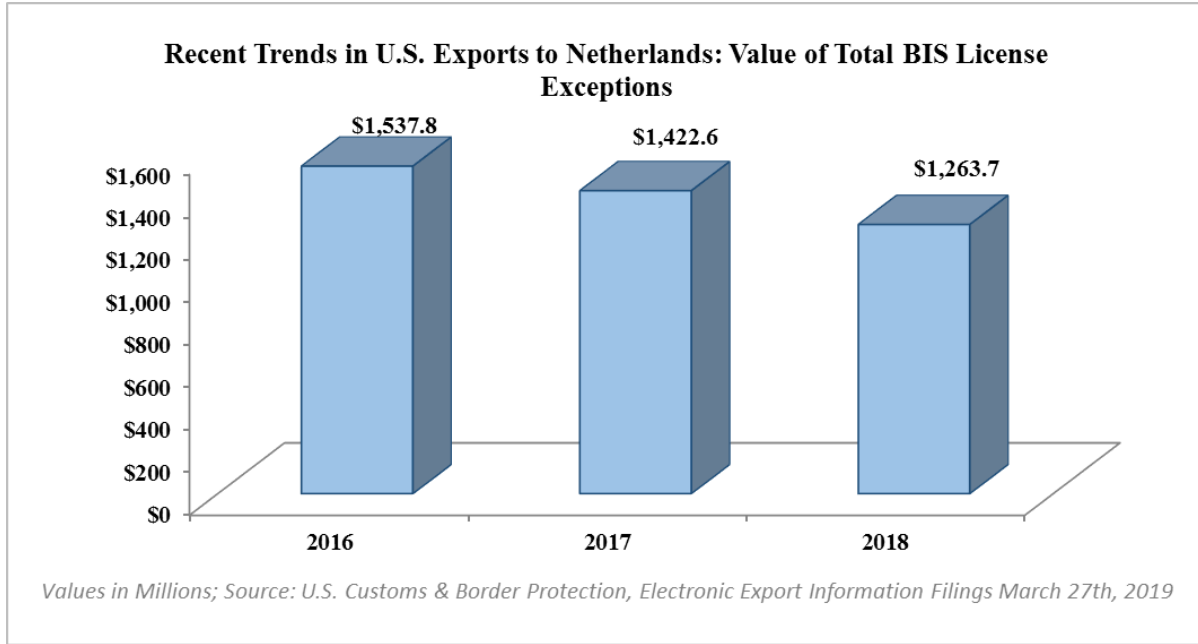


Source: U.S. Customs & Border Protection, Electronic Export Information Filings March 27th, 2019; Value in Millions



U.S. Exports to Netherlands

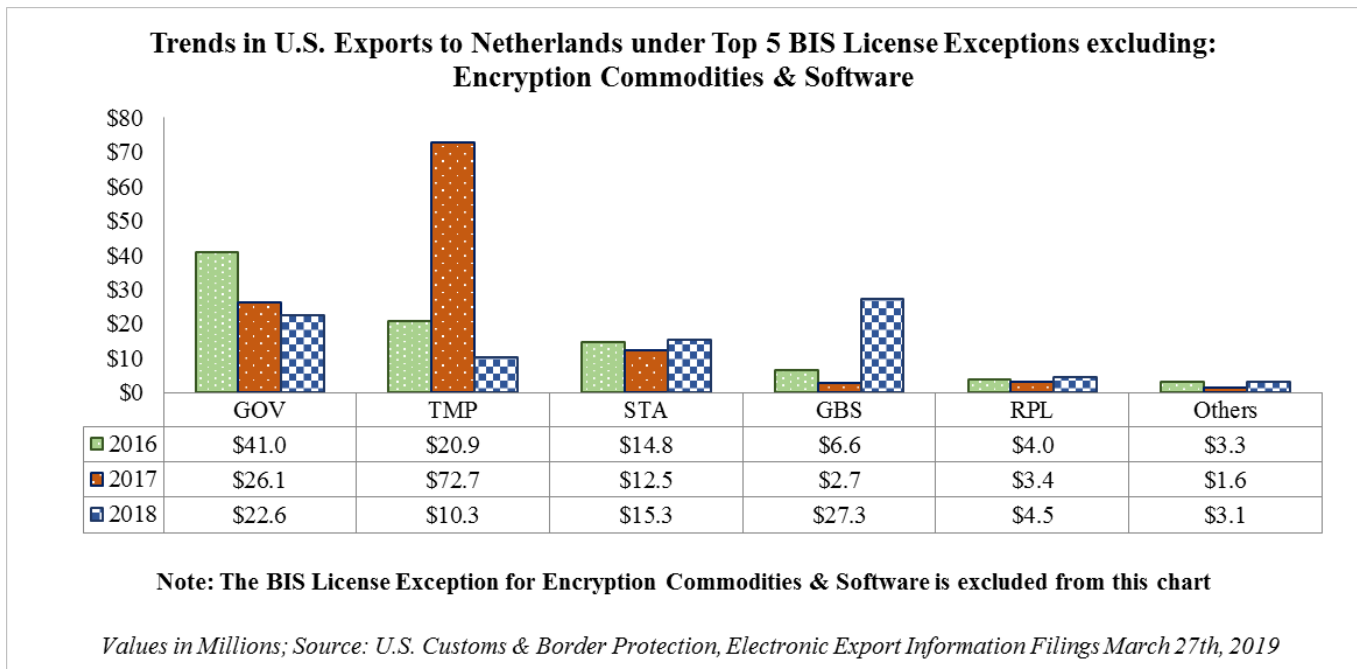
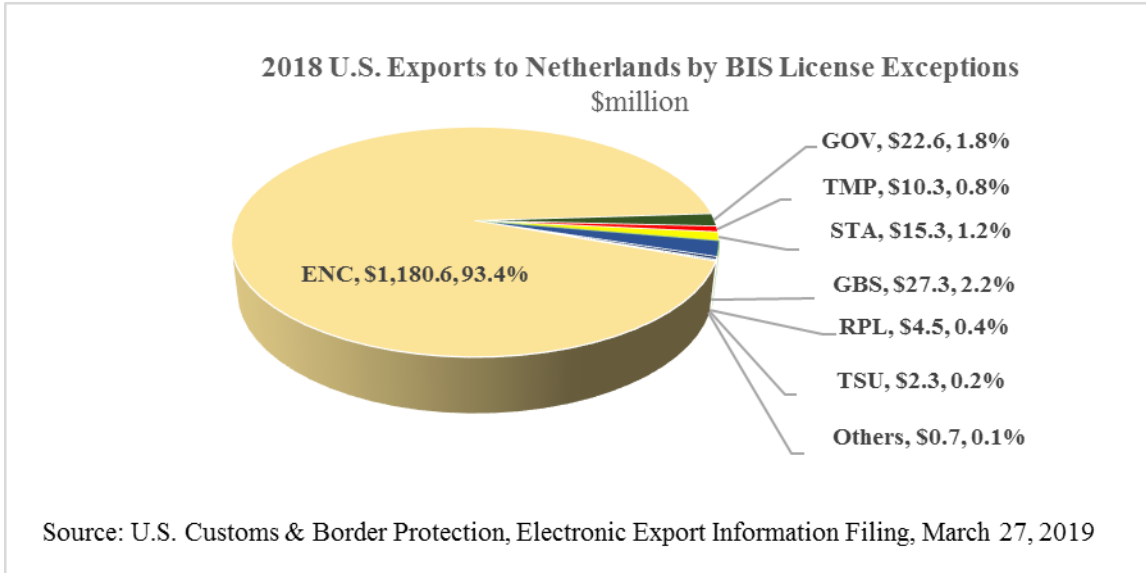
In 2018, U.S. exports to Netherlands shipped under a BIS license exception totaled \$1.3 billion, a 11.2% decrease (\$158.9 million less) from 2017.





U.S. Exports to Netherlands

The top license exception Encryption commodities, Software and Technology (ENC) totaled \$1.2 billion (93.4% of all license exceptions).





Top Ten ECCNs by Value to Netherlands		
LICENSED	#1	9A610 Military Aircraft and Related Commodities
	#2	1C111 Propellants and Constituent Chemicals
	#3	3A611 Military Electronics
	#4	7A103 Instrumentation, Navigation Equip./Systems Not
	#5	6A001 Acoustic Systems, Equipment and "Components"
	#6	9A515 Spacecraft and Related Commodities
	#7	9A604 Commodities Related to Launch Vehicles, Missiles, Rockets, torpedoes, ...
	#8	9A619 Military Gas Turbine Engines and Related Commodities
	#9	9B610 Test, Inspection, and Production Equip. and Related Commodities Specia...
	#10	3A001 Electronic Components

Source: U.S. Customs & Border Protection, Electronic Export Information Filings March 27th, 2019

Top Ten ECCNs by Value to Netherlands		
EXCEPTIONS	#1	5A002 Systems/Equip./Integrated Circuits for Info Sec
	#2	3A001 Electronic Components
	#3	9A610 Military Aircraft and Related Commodities
	#4	6A003 Cameras
	#5	9A619 Military Gas Turbine Engines and Related Commodities
	#6	9A991 Aircraft N.E.S. and Gas Turbine Engines not Controlled by 9A001 or 9A101 ...
	#7	3A611 Military Electronics
	#8	5D002 "Software" as follows (see List of Items Controlled)
	#9	9A604 Commodities Related to Launch Vehicles, Missiles, Rockets, torpedoes, ...
	#10	No ECCN No ECCN is required for License Exceptions TMP*

Source: U.S. Customs & Border Protection, Electronic Export Information Filings March 27th, 2019

*Note: No ECCN is Required for License Exception TMP per EAR 758.1(g)(2)

Top Ten ECCNs by Value to Netherlands		
NLR with ECCN	#1	9A991 Aircraft N.E.S. and Gas Turbine Engines not Controlled by 9A001 or 9A101 ...
	#2	5A991 Telecommunication Equip. Not Controlled by 5A001
	#3	5A992 Equipment not controlled by 5A002
	#4	3B991 Other Mfg/Test Equip. Not Controlled By 3B
	#5	3B001 Epitaxial Equip. for Semiconductors
	#6	4A994 Computers Not Controlled By 4A001 or 4A003
	#7	3A999 Specific Processing Equip., N.E.S.
	#8	7A994 Other Navigation Direction Finding Equip. ... Not Controlled under 7A003
	#9	3A992 General Purpose Electronic Equip. Note Controlled by 3A002
	#10	8A992 Vessels, Marine Systems or Equip. not Controlled by 8A001 or 8A002...

Source: U.S. Customs & Border Protection, Electronic Export Information Filings March 27th, 2019

NOTE: ECCN Descriptions have been truncated; please review Commerce Control List for Full Description



Top Ten ECCNs by Count to Netherland		
LICENSED	#1	9A610 Military Aircraft and Related Commodities
	#2	1C111 Propellants and Constituent Chemicals
	#3	3A611 Military Electronics
	#4	9B610 Test, Inspection, and Production Equip. and Related Commodities Specia...
	#5	9A604 Commodities Related to Launch Vehicles, Missiles, Rockets, torpedoes, ...
	#6	9A619 Military Gas Turbine Engines and Related Commodities
	#7	0A606 Ground Vehicles and Related Commodities
	#8	3A001 Electronic Components
	#9	7A103 Instrumentation, Navigati on Equip./Systems Not
	#10	2B006 Dimensional Inspection/Measuring Systems/Electronic Assemblies

Source: U.S. Customs & Border Protection, Electronic Export Information Filings March 27th, 2019

Top Ten ECCNs by Count to Netherland		
EXCEPTIONS	#1	5A002 Systems/Equip./Integrated Circuits for Info Sec
	#2	9A610 Military Aircraft and Related Commodities
	#3	6A003 Cameras
	#4	9A619 Military Gas Turbine Engines and Related Commodities
	#5	5D002 "Software" as follows (see List of Items Controlled)
	#6	3A001 Electronic Components
	#7	3A611 Military Electronics
	#8	EAR99 Items subject to the EAR that are not elsewhere controlled
	#9	9A991 Aircraft N.E.S. and Gas Turbine Engines not Controlled by 9A001 or 9A101 ...
	#10	No ECCN No ECCN is required for License Exceptions TMP*

Source: U.S. Customs & Border Protection, Electronic Export Information Filings March 27th, 2019

*Note: No ECCN is Required for License Exception TMP per EAR 758.1(g)(2)

Top Ten ECCNs by Count to Netherland		
NLR with ECCN	#1	9A991 Aircraft N.E.S. and Gas Turbine Engines not Controlled by 9A001 or 9A101 ...
	#2	5A991 Telecommunication Equip. Not Controlled by 5A001
	#3	5A992 Equipment not controlled by 5A002
	#4	3B991 Other Mfg/Test Equip. Not Controlled By 3B
	#5	4A994 Computers Not Controlled By 4A001 or 4A003
	#6	7A994 Other Navigation Direction Finding Equip. ... Not Controlled under 7A003
	#7	3A999 Specific Processing Equip., N.E.S.
	#8	3A992 General Purpose Electronic Equip. Note Controlled by 3A002
	#9	3B001 Epitaxial Equip. for Semiconductors
	#10	2B999 Specific Processing Equip., N.E.S.

Source: U.S. Customs & Border Protection, Electronic Export Information Filings March 27th, 2019

NOTE: ECCN Descriptions have been truncated; please review Commerce Control List for Full Description



III. BIS Licensing to Netherlands

In 2018, BIS reviewed 414 export/re-export applications (not including deemed export applications) for tangible items, software and technology valued at \$4.6 billion for Netherlands, out of a total of 33,844 applications worldwide valued at \$81.3 billion.

– Approved applications for Netherlands totaled 376 (90.0% of the total applications) for \$4.5 billion, compared to the 29,032 (85.8%) approved applications for all destinations that totaled \$64.3 billion.

– Approved deemed exports applications from Netherlands totaled 5 (83.3%), compared to 846 (91.5%) approved applications for all foreign nationals.

